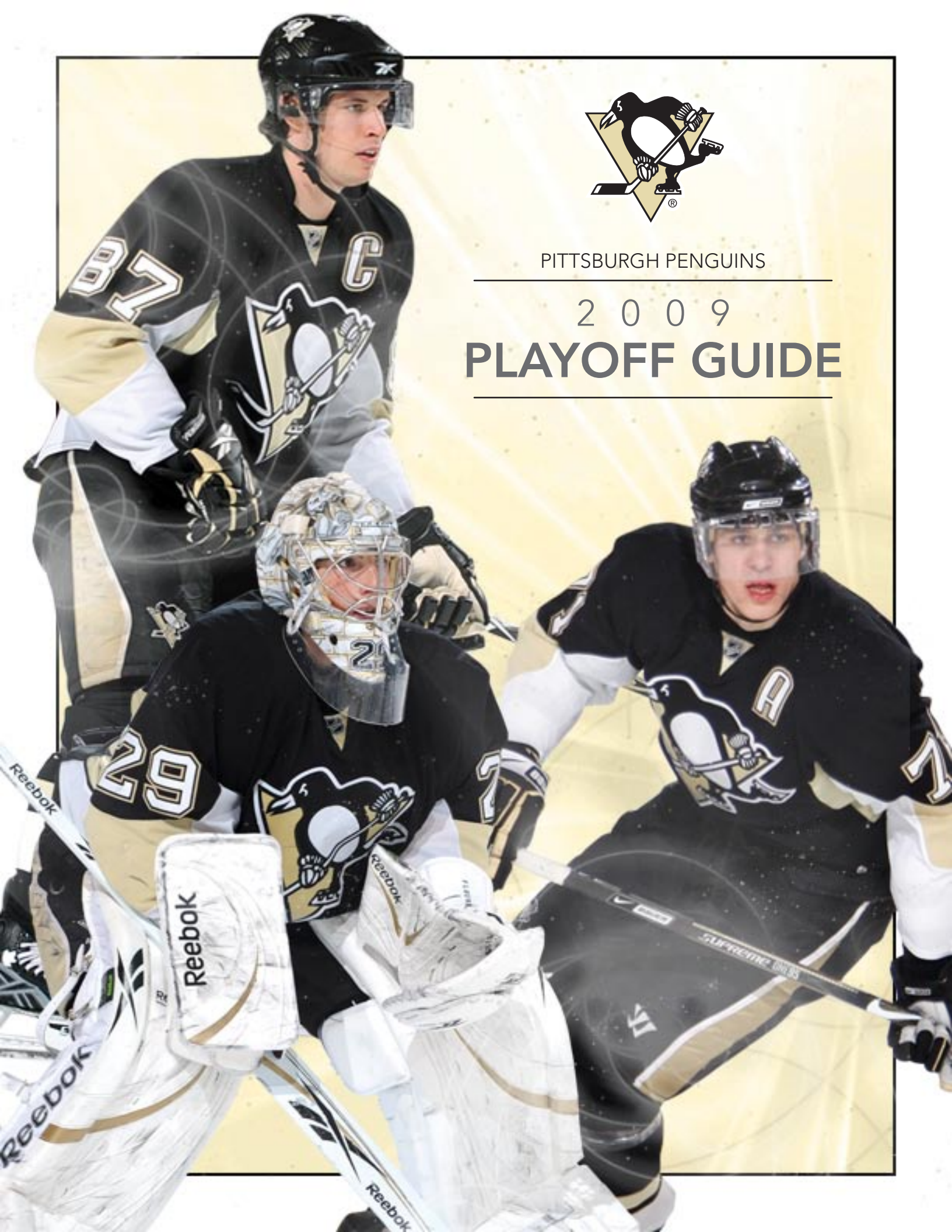




PITTSBURGH PENGUINS

2 0 0 9

PLAYOFF GUIDE





PITTSBURGH PENGUINS

2 0 0 9
PLAYOFF GUIDE

Table of Contents

Section One . . . Playoff Information

Section Two 2008-09 Review

Section Three Playoff Bios

Section Four Playoff History



SECTION 1

PLAYOFF INFORMATION

PITTSBURGH PENGUINS

2009 STANLEY CUP PLAYOFFS

MEDIA INFORMATION

CREDENTIALS:

2008-09 regular season credentials will not be valid for the 2009 playoffs. Credential requests for all rounds prior to the Stanley Cup Final, must be submitted to the Penguins Media Relations Department and will be distributed before the first home game of the first round.

Game-by-game credentials will be issued based on availability and should be reserved as early as possible. Major daily newspapers, radio and television will receive priority in handling game-by-game requests. These requests must be submitted to Jennifer Bullano or Erik Heasley no later than 24 hours prior to the game. **THERE WILL BE NO EXCEPTIONS.** Game-by-game credentials can be picked up at Gate 3 at Mellon Arena two hours prior to game time.

The National Hockey League will handle all credential requests for the Stanley Cup Final. All members of the media must apply to the NHL for Stanley Cup Final accreditation. Applications are available in the media relations office and must be received by the date determined by the League.

Only working members of the media will be admitted to the locker rooms. The Penguins require all members of the media to display credentials at all times at practice sessions and games.

PRESS BOX:

The press box is located on the west side of the building above section D-24. Elevators to the press box are located inside Gate 3 near the press lounge. **Please note that ALL seats in the press box are assigned and media must sit in the seat assigned.** Due to limited seating, overflow media will be assigned seats in the auxiliary seating areas in the north end and east side of the building when necessary.

PHOTOGRAPHERS:

Only outlets that have covered the team on a regular basis throughout the regular season and have applied for playoff credentials will be assigned shooting locations in the runways and Igloo seating. Ice-level positions will be available on a game-by-game basis for each period. Photographers at ice-level will be shooting through the glass. Photo assignments will be posted in the press lounge and the media workroom prior to each game.

TELEVISION CREWS:

Due to seating limitations, television crews will not be assigned press box seating. On-air talent will be assigned one seat per station in either the auxiliary press section or, space permitting, in the press box. Television crews are asked to view the game in the press lounge or media workroom. **TV crews are not permitted to shoot highlight footage of game action.**

PRESS LOUNGE:

The press lounge is located on the lower level near Gate 3. Members of the media and game night staff must show passes or credentials at the door for admittance. The press lounge will be open two hours prior to game time with dinner and beverages available for purchase. The press lounge is equipped with wireless Internet, telephones and electrical outlets and is available to media during and after the game for filing purposes.

LOCKER ROOM ACCESS:

The Penguins locker room will open no later than 5 minutes after the conclusion of the game per NHL regulations. The Penguins training room and the player's dressing area is off-limits to the media at all times. Entrance to the Penguins locker room is through the side door at Gate 2. **ONLY** working members of the media with appropriate credentials will be admitted.

POST GAME PROCEDURES:

Post game briefings with both Penguins head coach Dan Bylsma and the visiting head coach will be held after each game in the media workroom. The workroom is located between the locker rooms, near the elevators to the press box. Wireless Internet, a mult box and a television will be available in the media workroom. Post-game quote sheets for both head coaches will be available after the game in the press lounge, media workroom and press box.

SERVICES:

Game notes and statistics will be available in the press lounge, media workroom and press box prior to the game. Additional information from the NHL and press releases will also be available at these locations throughout the playoffs.

Game summaries are available after each period in the press box and auxiliary press box seating. Final game summaries are distributed in the press box, press lounge, media workroom and both the home and away locker rooms after the game. Out-of-town scores will be distributed throughout the game. If you require any special needs, please see a member of the Penguins' media relations staff.

PRACTICES AND MORNING SKATES:

Practice sessions are open to all members of the media. Please confirm location and time by calling the Penguins' media relations hotline at 412.642.1986 as last minute changes may occur. **Credentials are required at practices.**

PITTSBURGH PENGUINS COMMUNICATIONS DEPARTMENT

Tom McMillan

412-642-1828

Vice President Communications
tmcmillan@pittsburghpenguins.com

Frank Buonomo

Senior Director of Team Operations and Communications
412-642-1922 fbuonomo@pittsburghpenguins.com

Jennifer Bullano

412-642-1827

Director of Communications
jbullano@pittsburghpenguins.com

Erik Heasley

412-642-1812

Communications Coordinator
eheasley@pittsburghpenguins.com

Sam Kasan

412-642-2188

Editor/Online Content
skasan@pittsburghpenguins.com

2009 STANLEY CUP PLAYOFFS FORMAT

The National Hockey League's 30 clubs are aligned into two conferences, each consisting of three divisions (Eastern Conference: Atlantic, Northeast, Southeast; Western Conference: Central, Northwest, Pacific). The number of teams qualifying for the 2009 Stanley Cup Playoffs remains at 16.

First-round playoff berths will be awarded to the first-place team in each division, as well as to the next five best teams (based on regular-season point totals in each conference). The three division winners in each conference will be seeded first through third (in order of points) and the next five best teams (in order of points) will be seeded fourth through eighth. In each conference, the team seeded #1 will play the team seeded #8; #2 vs. #7; #3 vs. #6 and #4 vs. #5 in the Conference Quarter-Final round. Home-ice in the Conference Quarter-Finals is granted to those teams seeded first through fourth in each conference.

In the Conference Semifinals and Conference Finals, teams will be reseeded according to the same criteria as the Conference Quarter-Finals (division leaders will be seeded first and granted home-ice advantage while the remaining teams will be seeded in order of regular-season points).

Home-ice advantage in the Stanley Cup Final will be determined by points.

All series remain best-of-seven.

TIE-BREAKING PROCEDURE:

In the event two or more clubs are tied in points at the conclusion of the regular season, the standing of the clubs in each conference will be determined in the following order:

1. The greater number of games won.
2. The greater number of points earned in games between the tied clubs. If two clubs are tied, and have not played an equal number of home games against each other, points earned in the first game played in the city that had the extra game shall not be included. If more than two clubs are tied, the higher percentage of available points earned in games among those clubs (and not including any "odd" games) shall be used to determine the standing.
3. The greater differential between goals for and against for the entire regular season.

CONFERENCE QUARTER-FINALS (SERIES A – H)

The six regular-season division champions will be ranked in the first three positions in their respective conferences, the clubs with the greatest number of points being ranked first in their respective conferences. The remaining five playoff clubs in each conference will be ranked based on regular-season points. Following are the matchups based on the rankings.

EASTERN CONFERENCE

- Series A #1 Boston Bruins vs. #8 Montreal Canadiens
- Series B #2 Washington Capitals vs. #7 NY Rangers
- Series C #3 New Jersey Devils vs. #6 Carolina Hurricanes
- Series D #4 Pittsburgh Penguins vs. #5 Philadelphia Flyers

WESTERN CONFERENCE

- Series E #1 San Jose Sharks vs. #8 Anaheim Ducks
- Series F #2 Detroit Red Wings vs. #7 Columbus Blue Jackets
- Series G #3 Vancouver Canucks vs. #6 St. Louis Blues
- Series H #4 Chicago Blackhawks vs. #5 Calgary Flames

CONFERENCE SEMIFINALS (SERIES I – L)

If one division winner is eliminated in the Conference Quarter-Finals: The remaining division winners would be seeded first and second, followed by the two remaining clubs in order of regular-season points. The #1 seed would face the club with the fewest regular-season points, while the other two clubs would meet.

If two division winners are eliminated in the Conference Quarter-Finals: The remaining division winner would be seeded first, followed by the three remaining clubs in order of regular-season points. The #1 seed would face the club with the fewest regular-season points, while the other two clubs would meet.

If all three division winners are eliminated in the Conference Quarter-Finals: The remaining clubs would be ranked in order of regular-season points. The remaining team with the most regular-season points would be seeded first, followed by the three remaining teams. The #1 seed would face the #4 seed, while the #2 and #3 seeds would meet.

If a division winner meets a non-division winner that compiled more regularseason points: The division winner would receive home-ice advantage.

CONFERENCE FINALS (SERIES M AND N)

The same criteria used in the selection of order for the Conference Quarter-Finals (Advancing division winners, followed by remaining clubs based on regular-season points) again will be in effect.

If a division winner meets a non-division winner that compiled more regularseason points: The division winner would receive home-ice advantage.

If Conference Semifinal series end early: Start dates for the Conference Finals may be moved up depending on a number of factors, including building availability and travel schedules.

STANLEY CUP FINAL (SERIES O)

The Eastern Conference and Western Conference champions will meet in the Stanley Cup Final series. Home ice will be determined by the greater number of regular-season points, subject to the tie-breaking procedures outlined previously. Games will be played on a 2-2-1-1-1 basis.



2008-09

NHL FINAL CONFERENCE STANDINGS

EASTERN CONFERENCE

Team	Games Played	Wins	Losses	OT	Goals For	Goals Against	Points
z-BOSTON	82	53	19	10	274	196	116
y-WASHINGTON	82	50	24	8	272	245	108
y-NEW JERSEY	82	51	27	4	244	209	106
x-PITTSBURGH	82	45	28	9	264	239	99
x-PHILADELPHIA	82	44	27	11	264	238	99
x-CAROLINA	82	45	30	7	239	226	97
x-NY RANGERS	82	43	30	9	210	218	95
x-MONTREAL	82	41	30	11	249	247	93
FLORIDA	82	41	30	11	234	231	93
BUFFALO	82	41	32	9	250	234	91
OTTAWA	82	36	35	11	217	237	83
TORONTO	82	34	35	13	250	293	81
ATLANTA	82	35	41	6	257	280	76
TAMPA BAY	82	24	40	18	210	279	66
NY ISLANDERS	82	26	47	9	201	279	61

WESTERN CONFERENCE

Team	Games Played	Wins	Losses	OT	Goals For	Goals Against	Points
p-SAN JOSE	82	53	18	11	257	204	117
y-DETROIT	82	51	21	10	295	244	112
y-VANCOUVER	82	45	27	10	246	220	100
x-CHICAGO	82	46	24	12	264	216	104
x-CALGARY	82	46	30	6	254	248	98
x-ST LOUIS	82	41	31	10	233	233	92
x-COLUMBUS	82	41	31	10	226	230	92
x-ANAHEIM	82	42	33	7	245	238	91
MINNESOTA	82	40	33	9	219	200	89
NASHVILLE	82	40	34	8	213	233	88
EDMONTON	82	38	35	9	234	248	85
DALLAS	82	36	35	11	230	257	83
PHOENIX	82	36	39	7	208	252	79
LOS ANGELES	82	34	37	11	207	234	79
COLORADO	82	32	45	5	199	257	69

Teams receive 2 points for a victory (W) 1 point for an overtime or shootout loss (OT),
 x - clinched playoff spot y - clinched division z - clinched conference

2008-09 NHL FINAL STANDINGS

EASTERN CONFERENCE

Atlantic Division

Team	Conf. Rank	GP	W	L	OT	GF	GA	PTS
y-NEW JERSEY	3	82	51	27	4	244	209	106
x-PITTSBURGH	4	82	45	28	9	264	239	99
x-PHILADELPHIA	5	82	44	27	11	264	238	99
x-NY RANGERS	7	82	43	30	9	210	218	95
NY ISLANDERS	15	82	26	47	9	201	279	61

Northeast Division

Team	Conf. Rank	GP	W	L	OT	GF	GA	PTS
z-BOSTON	1	82	53	19	10	274	196	116
x-MONTREAL	8	82	41	30	11	249	247	93
BUFFALO	10	82	41	32	9	250	234	91
OTTAWA	11	82	36	35	11	217	237	83
TORONTO	12	82	34	35	13	250	293	81

Southeast Division

Team	Conf. Rank	GP	W	L	OT	GF	GA	PTS
y-WASHINGTON	2	82	50	24	8	272	245	108
x-CAROLINA	6	82	45	30	7	239	226	97
FLORIDA	9	82	41	30	11	234	231	93
ATLANTA	13	82	35	41	6	257	280	76
TAMPA BAY	14	82	24	40	18	210	279	66

WESTERN CONFERENCE

Central Division

Team	Conf. Rank	GP	W	L	OT	GF	GA	PTS
y-DETROIT	2	82	51	21	10	295	244	112
x-CHICAGO	4	82	46	24	12	264	216	104
x-ST LOUIS	6	82	41	31	10	233	233	92
x-COLUMBUS	7	82	41	31	10	226	230	92
NASHVILLE	10	82	40	34	8	213	233	88

Northwest Division

Team	Conf. Rank	GP	W	L	OT	GF	GA	PTS
y-VANCOUVER	3	82	45	27	10	246	220	100
x-CALGARY	5	82	46	30	6	254	248	98
MINNESOTA	9	82	40	33	9	219	200	89
EDMONTON	11	82	38	35	9	234	248	85
COLORADO	15	82	32	45	5	199	257	69

Pacific Division

Team	Conf. Rank	GP	W	L	OT	GF	GA	PTS
p-SAN JOSE	1	82	53	18	11	257	204	117
x-ANAHEIM	8	82	42	33	7	245	238	91
DALLAS	12	82	36	35	11	230	257	83
PHOENIX	13	82	36	39	7	208	252	79
LOS ANGELES	14	82	34	37	11	207	234	79

Teams receive 2 points for a victory (W) 1 point for an overtime or shootout loss (OT),
x - clinched playoff spot y - clinched division z - clinched conference

2008-09 NHL SCORING LEADERS

RK	Player	Team	Pos	GP	G	A	P	+/-	ESP	SHP	PPP	HmP	RdP	DvP	ODvP	P/G
1	Evgeni Malkin	PIT	C	82	35	78	113	17	70	2	41	57	56	29	84	1.38
2	Alexander Ovechkin	WSH	L	79	56	54	110	8	63	1	46	59	51	42	68	1.39
3	Sidney Crosby	PIT	C	77	33	70	103	3	62	1	40	54	49	33	70	1.34
4	Pavel Datsyuk	DET	C	81	32	65	97	34	59	2	36	53	44	32	65	1.20
5	Zach Parise	NJD	L	82	45	49	94	30	61	3	30	58	36	33	61	1.15
6	Ilya Kovalchuk	ATL	L	79	43	48	91	-12	54	1	36	44	47	25	66	1.15
7	Ryan Getzlaf	ANA	C	81	25	66	91	5	54		37	49	42	25	66	1.12
8	Jarome Iginla	CGY	R	82	35	54	89	-2	57		32	50	39	21	68	1.09
9	Marc Savard	BOS	C	82	25	63	88	25	56	2	30	46	42	32	56	1.07
10	Nicklas Backstrom	WSH	C	82	22	66	88	16	46		42	44	44	30	58	1.07
11	Joe Thornton	SJS	C	82	25	61	86	16	51		35	45	41	16	70	1.05
12	Jeff Carter	PHI	C	82	46	38	84	23	56	4	24	51	33	22	62	1.02
13	Mike Cammalleri	CGY	L	81	39	43	82	-2	48		34	53	29	25	57	1.01
14	Daniel Sedin	VAN	L	82	31	51	82	24	58		24	43	39	22	60	1.00
15	Henrik Sedin	VAN	C	82	22	60	82	22	56		26	40	42	20	62	1.00
16	Martin St. Louis	TBL	R	82	30	50	80	4	52	3	25	40	40	27	53	.98
17	Mike Richards	PHI	C	79	30	50	80	22	38	9	33	45	35	22	58	1.01
18	Rick Nash	CBJ	L	78	40	39	79	11	54	6	19	38	41	24	55	1.01
19	Alexander Semin	WSH	L	62	34	45	79	25	47	2	30	41	38	33	46	1.27
20	Patrik Elias	NJD	L	77	31	47	78	18	42	5	31	44	34	19	59	1.01
21	Mike Ribeiro	DAL	C	82	22	56	78	-4	55		23	42	36	28	50	.95
22	Martin Havlat	CHI	R	81	29	48	77	29	63		14	51	26	23	54	.95
23	Ray Whitney	CAR	L	82	24	53	77	2	47		30	41	36	23	54	.94
24	Vyacheslav Kozlov	ATL	L	82	26	50	76	-14	33		43	36	40	25	51	.93
25	Eric Staal	CAR	C	82	40	35	75	15	49	2	24	29	46	27	48	.91
26	Simon Gagne	PHI	L	79	34	40	74	21	41	8	25	42	32	21	53	.94
27	Daniel Alfredsson	OTT	R	79	24	50	74	7	42	4	28	39	35	24	50	.94

*Six players tied with 73 points



SECTION 2

**2008-09
REVIEW**

PITTSBURGH PENGUINS

2008-09 NOTES

DAN THE MAN

Named interim head coach of the Penguins on Feb. 15, Dan Bylsma orchestrated a phenomenal turnaround to lead his team to the Stanley Cup playoffs. At the time Bylsma replaced Michel Therrien behind the bench, the Pens were in 10th place in the Eastern Conference and five points out of a playoff berth. In 25 games, Bylsma led his team to an 18-3-4 mark for 40 points, tying the second-best start for a coach after 25 games in NHL history. Only San Jose's Todd McLellan, who went 21-3-1 for 43 points this season, had a better start, and the only two to equal Bylsma's achievement were Bep Guidolin with the 1972-73 Boston Bruins and Pete Green with the 1919-20 Ottawa Senators. Bylsma began the season as the rookie head coach of the Penguins' AHL affiliate in Wilkes-Barre/Scranton. He was an assistant coach in WBS the two previous seasons.

THE ART ROSS – AGAIN!

Center Evgeni Malkin won the Art Ross Trophy as the NHL's scoring champion – marking the 13th time in the past 21 seasons that a Penguins player has won the scoring title, an unprecedented streak of dominance in NHL history. Four Penguins players have combined to win the 13 titles – Mario Lemieux (six), Jaromir Jagr (five), Sidney Crosby (one) and now Malkin (one).

Malkin finished first with 113 points and Crosby was third in the race with 103.

In addition to the scoring title, the 22-year-old Malkin led the NHL in assists (78), even-strength points (70), road points (56) and takeaways (94). The 21-year-old Crosby, meanwhile, finished second in assists (70), third in road points (49) and fourth in even-strength points (62).

TWO FOR 100

Only three NHL players topped 100 points for the season, and two of them were Malkin and Crosby. It marked the seventh time in Penguins history that two teammates had reached 100 points in the same season. The last time was 1995-96, when Lemieux (161), Jagr (149) and Ron Francis (119) all did it.

HIT PARADE

The Penguins were the only NHL team to have two players rank in the top five in hits – defenseman Brooks Orpik was second with 309 and left wing Matt Cooke was tied for fifth with 262. Left wing Chris Kunitz, acquired from Anaheim in February, also was in the NHL's top 20, tying for 15th with 207.

Orpik led all NHL defensemen in hits, by far; ranking second among defensemen was Chicago's Brent Seabrook with 224.

SAVE BY THE FLOWER

Marc-Andre Fleury posted 35 wins, the second-highest total of his career and the third-highest in franchise history (Tom Barrasso 43 in 1992-93, Fleury 40 in 2006-07). After March 1, he went 12-3-3 with a 2.08 goals-against average and a .925 save percentage.

Fleury is 94-44-18 over the past three regular seasons. He excelled in the playoffs in 2007-08, going 14-6 with a 1.97 GAA.

PITTSBURGH PENGUINS

2008-09 NOTES

THAT'S A WINNER

Right wing Petr Sykora tied for second in the NHL with 10 game-winning goals. That means 40 percent of his 25 goals were game-winners.

Sykora notched his 300th career goal April 7 at Tampa Bay. He scored his first career hat trick Dec. 11 vs. the Islanders.

DEADLINE MAGIC

General Manager Ray Shero again made an impact with moves at or near the NHL trading deadline. Kunitz, acquired from Anaheim, contributed seven goals and 11 assists for 18 points in 20 games. Right wing Bill Guerin, added in a trade with the Islanders, chipped in five goals and seven assists for 12 points in 17 games. Versatile forward Craig Adams, acquired in a deal with Chicago, provided depth and was a strong addition to the penalty-killing unit. All three had won Stanley Cups – Kunitz with Anaheim, Guerin with Dallas, Adams with Carolina.

OK FOR PK

The Penguins' penalty killing unit improved dramatically after Bylsma took over as interim coach. The Penguins ranked 20th in the league before Bylsma; they finished the season eighth in penalty-killing efficiency at 82.7 percent. In 25 games under Bylsma, the Penguins killed penalties at an 87.4 percent rate.

FULL HOUSE

The Penguins sold out every home game for the second straight season. Entering the Stanley Cup playoffs, they were working on a streak of 107 straight sellouts at Mellon Arena.

Seating capacity is 16,940 and the standing-room-only capacity is 17,132.

In 2007-08, the Penguins sold out every home game for the first time since the inception of the franchise in 1967-68.

The new Consol Energy Center, under construction across the street from Mellon Arena, is scheduled to open for the start of 2010-11 NHL season.

2008-09 PENGUINS

MILESTONES/NOTABLE DATES

Sept. 20 – Sergei Gonchar injured his shoulder in preseason contest with the Tampa Bay Lightning.

Sept. 26 – Tyler Kennedy signed a two-year extension with Pittsburgh.

Oct. 2 – Sergei Gonchar had surgery on injured shoulder that sidelined him for four months.

Oct. 2 – The Penguins played a preseason game in Helsinki, Finland, against Jokerit of the Finnish Elite League at Hartwall Arena. Pittsburgh won the game 4-1 on the strength of Sidney Crosby's three assists.

Oct. 4 – The Penguins opened the season with back-to-back games against the Ottawa Senators in Stockholm, Sweden, as part of the NHL's Bridgestone NHL Premiere. The Penguins took the first game with a 4-3 overtime victory.

Oct. 4 – Tyler Kennedy tallied his first two-goal game, including the game-winning goal in overtime.

Oct. 4 – Evgeni Malkin scored his first career shorthanded goal.

Oct. 4 – Rob Scuderi scored a goal to snap a 95-game scoreless streak (120 including playoffs).

Oct. 4 – Miroslav Satan recorded his first point as a Penguin (an assist).

Oct. 4 – Paul Bissonnette made his NHL debut.

Oct. 5 – Alex Goligoski scored his first career NHL goal on a power play.

Oct. 5 – Pittsburgh native Bill Thomas played his first game as a Penguin.

Oct. 9 – The Penguins acquired forward Mike Zigomanis from Phoenix in exchange for future considerations.

Oct. 11 – The Penguins opened the season at Mellon Arena with a 2-1 overtime loss to New Jersey.

Oct. 11 – Marc-Andre Fleury made a career-high 47 saves.

Oct. 11 – Miroslav Satan scored his first goal for Pittsburgh on a power-play.

Oct. 11 – Brooks Orpik played his 300th career game.

Oct. 14 – The Penguins notched their first win at Mellon Arena with a 3-2 overtime win over Philadelphia. Pascal Dupuis scored the overtime winner.

Oct. 14 – Mike Zigomanis scored his first goal in a Penguins uniform. Matt Cooke and Eric Godard assisted on the goal for their first points with Pittsburgh.

Oct. 16 – Miroslav Satan tallied his 350th career assist.

Oct. 18 – Sidney Crosby netted a milestone hat trick in Pittsburgh's 4-1 victory over the Toronto Maple Leafs. Crosby hit three career marks in the game with his 100th goal, 200th assist and 300th point.

Oct. 18 – Evgeni Malkin notched his 200th career point on Crosby's 100th goal. That puck was cut in half for the two players to share.

Oct. 18 – Pittsburgh native Bill Thomas played his first game at Mellon Arena as a Penguin.

Oct. 20 – The Penguins played their first traditional road game at Boston, earning a 2-1 shootout victory over the Bruins. Evgeni Malkin scored the deciding shootout goal and Dany Sabourin started his first game, earning the victory.

Oct. 23 – Ruslan Fedotenko scored his first goal as a Penguin in Pittsburgh's 4-1 win over Carolina.

Oct. 27 – Penguins signed prospect defenseman Alex Grant to a three-year entry-level contract.

Nov. 1 – Janne Pesonen made his NHL debut.

Nov. 6 – The Penguins acquired defenseman Philippe Boucher from Dallas in exchange for Darryl Sydor.

Nov. 8 – Hal Gill played in his 800th career NHL game.

Nov. 11 – Jordan Staal recorded his second career hat trick and setup the game-winning overtime goal for a career-high four-point night in Pittsburgh's 7-6 win against the Stanley Cup Champion Detroit Red Wings at Joe Louis Arena. Staal scored all three goals in the third period, including the game-tying goal with 23 seconds left in regulation to send the game to overtime.

Nov. 11 – Maxime Talbot played in his 200th game.

Nov. 13 – Kris Letang notched an assist in his fifth straight game. The mark set a new career-long point streak and assist streak (Nov. 1 – 13).

Nov. 13 – Matt Cooke scored his first goal as a Penguin.

Nov. 13 – Miroslav Satan notched his 700th career point.

Nov. 15 – The Penguins unveiled their blue third jerseys in a 5-2 triumph over the Buffalo Sabres at Mellon Arena. The jerseys were the ones worn by the team at last season's Winter Classic.

Nov. 15 – Evgeni Malkin scored one goal and three assists for a four-point night against Buffalo. It was the 13th straight game that Malkin recorded at least one point. During that span, Malkin accumulated six goals and 21 assists for 27 points.

Nov. 15 – Evgeni Malkin also set a career high with assists in 13 consecutive games, the third-longest assist streak in franchise history (one game shy of tying for second: Mario Lemieux, 14).

Nov. 15 – Evgeni Malkin surpassed Alexander Semin for first place in the NHL scoring race.

Nov. 15 – Pittsburgh won its sixth straight game after beating the Sabres, 5-2. The Penguins opened the month of November with a 6-0-0 mark.

Nov. 15 – Marc-Andre Fleury suffered an undisclosed injury and missed a month of action.

Nov. 15 – The Penguins sold out Mellon Arena for the 75th consecutive home game. The streak goes back to the 2006-07 regular season.

Nov. 20 – Pittsburgh defeated the Atlanta Thrashers, 3-2, to open the season with a 12-4-3 record. That mark tied for the second-best start in franchise history through 19 games. The 1992-93 team also went 12-4-3.

Nov. 20 – The Penguins victory over the Thrashers gave them a 7-0-1 record to start the month of November.

Nov. 20 – Ruslan Fedotenko appeared in his 550th career game.

Nov. 26 – Evgeni Malkin recorded his third career hat trick in Pittsburgh's 5-3 win at the New York Islanders. Malkin scored all three goals in the third period and within an 8:39 minute span. He also tallied an assist for a four-point game.

Nov. 26 – John Curry made his NHL debut against the New York Islanders when he entered the game halfway through the second period in relief of Dany Sabourin. Curry also recorded his first career NHL win.

Nov. 26 – Matt Cooke played his 600th game.

Nov. 28 – John Curry made his first career NHL start at Buffalo.

Nov. 29 – Sidney Crosby recorded his first hat trick at Mellon Arena and second of his career (Oct. 28, 2006, at Philadelphia). He added an assist for a four-point effort.

Dec. 1 – Sidney Crosby named NHL Player of the Week for the week of November 24-30. Crosby tallied nine points with six goals and three assist, including his second career hat trick, in three games during the week.

Dec. 3 – Mark Eaton played in his 400th career game. He also scored his first goal as a Penguin

Dec. 3 – Tyler Kennedy suffered a sprained knee and would be sidelined for a month.

Dec. 3 – Mike Zigomanis suffered a shoulder injury and missed the remainder of the regular season.

Dec. 4 – Petr Sykora netted his 100th career power-play goal.

Dec. 6 – Jordan Staal scored his 50th career goal.

Dec. 6 – Hal Gill suffered a shoulder injury that kept him out of the lineup for four weeks.

Dec. 8 – Ruslan Fedotenko recorded his 250th career point.

Dec. 8 – Kris Letang snapped a 37-game goal-less streak (53 including playoffs) with a power-play score.

Dec. 8 – Ben Lovejoy made his NHL debut and was a plus-1 in the game.

Dec. 10 – Tim Wallace made his NHL debut.

Dec. 11 – Petr Sykora notched his first career hat trick in his 871st game. He had previously recorded 38 two-goal games, the most in NHL history without recording a hat trick. He also had an assist for a career-high four-point night.

Dec. 11 – Pascal Dupuis recorded his first career hat trick.

Dec. 11 – Philippe Boucher scored his first goal as a Penguin.

Dec. 13 – Petr Sykora posted his 650th career point.

Dec. 13 – Kris Letang played in his 100th career game.

Dec. 13 – Eric Godard scored his first goal for Pittsburgh.

Dec. 15 – CONSOL Energy Inc. and the Pittsburgh Penguins announced a 21-year deal for the naming rights for the new Pittsburgh multi-purpose arena. Consol Energy Center will be home to the Pittsburgh Penguins for the 2010-11 NHL season.

Dec. 18 – Marc-Andre Fleury returned to action, recording a victory after missing 13 games.

Dec. 18 – Tim Wallace recorded his first NHL point (assist).

Dec. 19 – Maxime Talbot signed a two-year contract extension through the 2010-11 season.

Dec. 22 – Alex Goligoski notched his first career two-goal game. He added an assist for a career-high three-point game.

Dec. 26 – Marc-Andre Fleury made 37 saves and recorded his first shutout of the season, in Pittsburgh's 1-0 win at New Jersey. It was the 12th shutout of his career, moving him into second place on the Penguins' all-time list past Les Binkley (11).

Dec. 26 – Dustin Jeffrey made his NHL debut.

Dec. 27 – Sidney Crosby was rated No. 1 among the "100 People of Power and Influence" in the hockey world for the second straight year by *The Hockey News*.

Dec. 30 – Jordan Staal played in his 200th career game. He became the youngest player in NHL history to play 200 games at 20-years, 111-days old (Patrick Marleau – 20 years, 115 days).

Dec. 30 – Sidney Crosby played in his 250th career game. Crosby has 114 goals and 230 assists for 344 points in his first 250 contests, sixth most in NHL history for a player at the 250-game juncture.

Dec. 30 – Dustin Jeffrey notched his first career NHL point with an assist.

Jan. 1 – Dustin Jeffrey scored his first career NHL goal.

Jan. 3 – Sidney Crosby and Evgeni Malkin finished 1-2 in NHL all-star balloting. Crosby led the entire league for the third year in a row after receiving 1,713,021 votes, the most in the history of NHL All-Star fan balloting. Malkin, in second, garnered 1,585,936 votes. Both surpassed Jaromir Jagr's previous all-time record of 1,020,736 set in 2000.

Jan. 3 – Tyler Kennedy returned to the lineup after missing 14 games with a sprained knee.

Jan. 5 – Evgeni Malkin played in his 200th career game.

Jan. 6 – Ruslan Fedotenko broke his right hand after punching former Penguin Colby Armstrong during a fight.

Jan. 8 – Penguins sign Jordan Staal to four-year contract extension through the 2012-13 season.

Jan. 13 – Marc-Andre Fleury played in his 200th career game.

Jan. 13 – Marc-Andre Fleury makes 27 saves to record his 89th career victory, surpassing Denis Herron (88), for third all-time on the Penguins' goaltender list.

Jan. 13 – Sidney Crosby recorded his 350th career assist.

Jan. 13 – Brooks Orpik set a new career single-season high in points with 12 on two goals and 10 assists.

Jan. 13 – Paul Bissonnette recorded his first career NHL point (assist).

Jan. 14 – Miroslav Satan tallied his 350th career goal.

Jan. 14 – Mike Zigomanis underwent surgery to repair the rotator cuff in his right shoulder.

Jan. 16 – Sidney Crosby missed his first game of the season with a knee injury.

Jan. 18 – Marc-Andre Fleury makes 37 saves to record his 13th career shutout and second of the season.

Jan. 24 – Evgeni Malkin wins the NHL SuperSkills Accuracy Shooter Challenge. Malkin became the fifth player in history to have a perfect four for four score. Ottawa's Dany Heatley became the sixth player to reach that feat and the two went to a tie-breaker. Malkin prevailed in the next round by hitting three of the four targets and coming inches shy of going eight for eight.

Jan. 25 – Evgeni Malkin scored his first All-Star goal.

Jan. 28 – Kris Letang recorded his first career two-goal game.

Jan. 30 – Evgeni Malkin scored his 100th career goal.

Jan. 31 – Tyler Kennedy scored a goal to give him 20 points (9+11) for a new single-season career high.

Jan. 31 – Mathieu Garon started his first game for Pittsburgh.

Feb. 3 – Luca Caputi made his NHL debut and scored his first career goal on his first shift.

Feb. 3 – Pittsburgh native Bill Thomas netted his first point as a Penguin (an assist).

Feb. 3 – Rob Scuderi tallied an assist to give him a new single-season career high with 12 points.

Feb. 4 – Miroslav Satan played in his 1,000th career game.

Feb. 11 – Jordan Staal tallied an assist to record his 100th career point.

Feb. 14 – Sergei Gonchar played his first game of the season. He missed the first 56 contests with an injured shoulder.

- Feb. 14** – Ruslan Fedotenko returned to the lineup after missing 15 games with a broken hand.
- Feb. 15** – Dan Bylsma was named Penguins interim head coach. Tom Fitzgerald joined the coaching staff as an assistant coach. Michel Therrien was relieved of his duties. Andre Savard was re-assigned within the organization.
- Feb. 16** – Dan Bylsma made his Penguins debut in a 3-2 shootout loss to the New York Islanders.
- Feb. 16** – Sergei Gonchar tallied his first point of the season, assisting on a power-play goal for Pittsburgh.
- Feb. 16** – Petr Sykora played in his 900th career game.
- Feb. 19** – Dan Bylsma won his first NHL game as head coach, a 5-4 decision over Montreal.
- Feb. 21** – Sidney Crosby tallied two goals, including the game-winner, along with two assists for a four-point game in a 5-4 win at Philadelphia. His second assist was the 250th of his career.
- Feb. 21** – Tyler Kennedy made his 100th career appearance.
- Feb. 21** – Pascal Dupuis recorded his 100th career assist.
- Feb. 22** – Evgeni Malkin notched his 60th assist of the season, setting a new single-season career high.
- Feb. 25** – Petr Sykora scored his 50th career game-winning goal.
- Feb. 26** – Penguins traded defenseman Ryan Whitney to Anaheim in exchange for wingers Chris Kunitz and Eric Tangradi.
- Feb. 27** – Chris Kunitz made his Penguins' debut, scoring a goal and assist in a victory over Chicago.
- March 4** – Penguins trade conditional draft pick to the NY Islanders for Bill Guerin.
- March 5** – Bill Guerin made his Penguins' debut, tallying an assist on a Sidney Crosby goal. That assist was the 800th point of his career.
- March 5** – Craig Adams made his Penguins' debut.
- March 8** – Craig Adams appeared in his 500th career contest.
- March 8** – Pittsburgh defeated the Washington Capitals, 4-3, in a shootout. With the win the Penguins posted an 8-1-1 record under interim head coach Dan Bylsma. That's the best 10-game start for a Penguins' head coach in team history (Herb Brooks, 7-2-1, 1999-00).
- March 9** – Marc-Andre Fleury was named the NHL's 2nd "Star of the Week" for the week ending March 8. Fleury stopped 92 of 97 shots, posting a 3-0-0 record, 1.63 goals-against average and .948 save percentage.
- March 10** – The Penguins overcame a 3-1 deficit en route to a 4-3 shootout win against Florida. It was the team's 10th comeback victory of the season and a season-high seventh straight victory.
- March 10** – Marc-Andre Fleury made 18 saves to tie a career high with seven straight wins.
- March 10** – Bill Guerin recorded his 400th career assist, becoming the eighth American-born player to join the 400/400 club.
- March 10** – Evgeni Malkin scored his 30th goal of the season. Malkin has topped the 30-goal mark in all three of his pro seasons.
- March 12** – Chris Kunitz tallied his 200th career point.
- March 14** – Max Talbot played in his 250th career contest.
- March 15** – Jordan Staal notched his 50th career assist.
- March 15** – Mathieu Garon earned his first victory for Pittsburgh.
- March 16** – Sidney Crosby was named one of the NHL's "Three Stars of the Week" for the week ending March 15 after posting two goals and six assists for eight points and helping the Penguins to a 2-0-2 record.
- March 17** – Marc-Andre Fleury made 18 saves to earn his 105th career win and moved into second place on the Penguins' all-time wins list (Ken Wregget, 104).
- March 17** – Evgeni Malkin tied a career high with five points (2+3) against the Atlanta Thrashers. Malkin also broke the 100-point barrier for the second straight season.
- March 20** – Matt Cooke appeared in his 650th game.
- March 28** – Evgeni Malkin tallied an assist to give him a new single-season career high with 107 points (33+74). He also played in his 236th consecutive game, moving into third place on the Penguins' all-time list (Ron Stackhouse, 235).
- March 28** – Pascal Dupuis played in his 500th career game.
- April 1** – Sidney Crosby scored his 30th goal of the year, marking the third time in four seasons he's broken the 30-goal plateau.
- April 1** – Hal Gill tallied two assists for his 150th and 151st career points.
- April 1** – Rob Scuderi recorded a plus-4 rating.

April 4 – Jordan Staal recorded a new single-season career high in points (42, 2006-07) by registering his 43rd (assist) and 44th (goal) points of the season.

April 4 – Tyler Kennedy scored a goal and an assist for his 50th and 51st career points.

April 5 – Pascal Dupuis tallied his 200th career point with a goal.

April 5 – Kris Letang posted his 50th career point (assist).

April 5 – Mark Eaton played in his 450th career game.

April 7 – Evgeni Malkin tallied his 300th career point.

April 7 – Sidney Crosby scored two power-play goals to eclipse the 100-point barrier for the third time in his career. Evgeni Malkin also had over 100 points, marking the seventh time in franchise history that more than one player has netted 100-plus points in the same season. The most recent occurrence was in 1995-96 when Mario Lemieux (161), Jaromir Jagr (149) and Ron Francis (119) accomplished the feat.

April 7 – Hal Gill appeared in his 850th contest.

April 9 – Philippe Boucher played for the first time after missing the previous 30 games due to a foot injury. He tallied a goal and an assist for his 299th and 300th career points.

April 9 – Tyler Kennedy recorded a goal and an assist while posting a new career high four-game scoring streak (2+4) from April 4 – 9.

April 9 – Craig Adams scored his first point (assist) as a Penguin.

April 11 – Pittsburgh finished season with a 3-1 victory at Montreal. The Penguins went 18-3-4 for 40 points after Dan Bylsma was named interim head coach. Bylsma tied a record for the best 25-game start in NHL history for a coach hired during a season, joining Bep Guidolin (20-5-0, 40 points) with Boston in 1972-73. Bylsma's 40 points also tied him for second all-time for any coach's first 25 games, behind only Todd McLellan's 43 points (21-3-1) this season in San Jose.

April 11 – Jordan Staal ended the season with a point in his final six games for eight points (2+6) from April 1 – 11. The six-game scoring streak set a new career high.

April 11 – Ruslan Fedotenko tallied his 23rd assist, a new single-season career high.

April 11 – Rob Scuderi played in his 300th contest.

April 12 – With Philadelphia's 4-3 loss to the NY Rangers, the Penguins earned the fourth seed in the Eastern Conference and home-ice advantage in the opening round of the Stanley Cup Playoffs.

PITTSBURGH PENGUINS

FAST FACTS

Scoring First 30-10-6
Opponent Scoring First 15-18-3

Outshooting Opponent 23-8-4
Outshot by Opponent 19-18-4
Shots Even 3-2-1

Leading After One Period 19-6-4
Leading After Two Periods 25-3-5
Trailing After One Period 9-11-1
Trailing After Two Periods 11-21-2
Tied After Two Periods 9-4-2

One-Goal Decisions 19-8-9
Two-Goal Decisions 9-9
Three or More Goal Decisions 17-11

Scoring Five or More Goals 18-0-0
Scoring Four Goals 33-1-0
Scoring Three Goals 40-9-3
Scoring Two or Less Goals 5-19-6

Allowing Five or More Goals 1-10-0
Allowing Four Goals 7-9-3
Allowing Three Goals 10-6-4
Allowing Two Goals or Less 26-3-2

First-Half Record 20-18-4
Second-Half Record 25-10-5

Record By Month
October 5-4-2
November 9-2-1
December 5-8-1
January 5-8-1
February 7-4-1
March 10-1-2
April 4-1-1

Home Record 25-13-3
Road Record 20-15-6

Record in Back-to-Back Games 11-10-3
First Game 5-4-3
Second Game 6-6-0

08-09 Overtime Record 12-9
All-time Overtime Record 114-98-176

08-09 Shootout Record 6-6

Record vs. Eastern Conference 35-22-7
vs. Atlantic Division 15-4-5
vs. Northeast Division 8-11-1
vs. Southeast Division 12-7-1

Record vs. Western Conference 10-6-2
vs. Central Division 4-2-1
vs. Northwest Division 2-2-1
vs. Pacific Division 4-2-0

GOALS

GOALS	1st	2nd	3rd	OT (SO)	TOTAL
FOR	75	89	88	6	258
AGAINST	61	85	84	3	233

SHOTS ON GOAL

SHOTS ON GOAL	1st	2nd	3rd	OT(SO)	TOTAL
FOR	770	808	752	51	2381
AGAINST	788	846	793	57	2484

PITTSBURGH PENGUINS

INDIVIDUAL LEADERS

<u>Games Played</u>	
Evgeni Malkin	82
Jordan Staal	82
Chris Kunitz	82
Rob Scuderi	81

<u>Points</u>	
Evgeni Malkin	113
Sidney Crosby	103
Chris Kunitz	53
Jordan Staal	49

<u>Goals</u>	
Evgeni Malkin	35
Sidney Crosby	33
Petr Sykora	25
Jordan Staal	23

<u>Assists</u>	
Evgeni Malkin	78
Sidney Crosby	70
Chris Kunitz	30
Jordan Staal	27
Bill Guerin	27

<u>Shots</u>	
Evgeni Malkin	290
Sidney Crosby	238
Bill Guerin	226
Petr Sykora	180

<u>Shooting Percentage</u>	
Matt Cooke	15.1
Miroslav Satan	14.2
Petr Sykora	13.9
Sidney Crosby	13.9

<u>Penalty Minutes</u>	
Eric Godard	171
Matt Cooke	101
Bill Guerin	81

<u>Average Ice Time</u>	
Sergei Gonchar	25:11
Evgeni Malkin	22:31
Sidney Crosby	21:56

<u>Game-Winning Goals</u>	
Petr Sykora	10
Evgeni Malkin	4
Bill Guerin	4

<u>Even-Strength Goals</u>	
Sidney Crosby	26
Evgeni Malkin	19
Jordan Staal	19
Chris Kunitz	17

<u>Even-Strength Assists</u>	
Evgeni Malkin	51
Sidney Crosby	36
Chris Kunitz	23

<u>Even-Strength Points</u>	
Evgeni Malkin	70
Sidney Crosby	62
Chris Kunitz	40
Jordan Staal	39

<u>Power-play Goals</u>	
Evgeni Malkin	14
Petr Sykora	13
Sidney Crosby	7
Chris Kunitz	6

<u>Power-play Assists</u>	
Sidney Crosby	33
Evgeni Malkin	27
Bill Guerin	13

<u>Power-play Points</u>	
Evgeni Malkin	41
Sidney Crosby	40
Petr Sykora	19

<u>Short-handed Goals</u>	
Evgeni Malkin	2
Max Talbot	2
Jordan Staal	1

<u>Short-handed Assists</u>	
Jordan Staal	3
Chris Kunitz	1
Pascal Dupuis	1
Sidney Crosby	1

<u>Short-handed Points</u>	
Jordan Staal	4
Evgeni Malkin	2
Max Talbot	2
Kris Letang	1

<u>Face-off Percentage</u>	
Sidney Crosby	51.30%
Max Talbot	51.10%
Jordan Staal	47.00%

<u>Face-offs Taken</u>	
Sidney Crosby	1,615
Jordan Staal	1,206
Evgeni Malkin	668

<u>Goaltender - Games</u>	
Marc-Andre Fleury	62
Mathieu Garon	19

<u>Goaltender - Wins</u>	
Marc-Andre Fleury	35
Mathieu Garon	8

<u>Goals-Against Average</u>	
Marc-Andre Fleury	2.67
Mathieu Garon	3.11

<u>Save Percentage</u>	
Marc-Andre Fleury	.914%
Mathieu Garon	.894%

<u>Minutes Played</u>	
Marc-Andre Fleury	3,640
Mathieu Garon	1,020

2008-09 PENGUINS SCORING LEADERS

RK	Player	Team	Pos	GP	G	A	P	+/-	PIM	PP	SH	GW	OT	S	S%	TOI/G	St/G	FO%
1	Evgeni Malkin	PIT	C	82	35	78	113	17	80	14	2	4	2	290	12.1	22:31	23.7	42.4
2	Sidney Crosby	PIT	C	77	33	70	103	3	76	7		3	1	238	13.9	21:56	23.8	51.3
3	Chris Kunitz	PIT	L	82	23	30	53	12	71	6		3		178	12.9	16:26	20.8	48.1
4	Jordan Staal	PIT	C	82	22	27	49	5	37	2	1	3		166	13.3	19:50	24.8	47.0
5	Bill Guerin	PIT	R	78	21	27	48	-12	81	5		4		226	9.3	16:40	19.8	46.9
6	Petr Sykora	PIT	R	76	25	21	46	3	36	13		10		180	13.9	16:17	19.3	41.7
7	Ruslan Fedotenko	PIT	L	65	16	23	39	18	44	1		3	1	117	13.7	14:06	17.6	22.2
8	Miroslav Satan	PIT	R	65	17	19	36	3	36	6		2		120	14.2	15:45	18.1	41.7
9	Tyler Kennedy	PIT	C	67	15	20	35	15	30			3	1	171	8.8	13:46	17.6	53.8
10	Kristopher Letang	PIT	D	74	10	23	33	-7	24	4	1	3		138	7.2	21:08	23.9	0.0
11	Matt Cooke	PIT	L	76	13	18	31		101			1		86	15.1	14:12	18.8	36.8
12	Pascal Dupuis	PIT	L	71	12	16	28	1	30			2	1	145	8.3	14:13	18.6	18.8
13	Maxime Talbot	PIT	C	75	12	10	22	-9	63		2	1		102	11.8	14:08	18.6	51.1
14	Alex Goligoski	PIT	D	45	6	14	20	5	16	4				61	9.8	18:18	20.4	0.0
15	Sergei Gonchar	PIT	D	25	6	13	19	6	26	5		1		71	8.5	25:11	25.5	0.0
16	Brooks Orpik	PIT	D	79	2	17	19	10	73	1				39	5.1	20:19	24.4	0.0
17	Rob Scuderi	PIT	D	81	1	15	16	23	18					51	2.0	19:09	23.0	0.0
18	Hal Gill	PIT	D	62	2	8	10	11	53					40	5.0	17:53	22.1	0.0
19	Mark Eaton	PIT	D	68	4	5	9	3	36	1				34	11.8	17:46	22.4	100.0
20	Philippe Boucher	PIT	D	41	3	6	9	6	39					66	4.5	20:06	22.7	0.0
21	Craig Adams	PIT	R	45	2	5	7	-3	22	1				47	4.3	8:41	12.6	38.1
22	Michael Zigomanis	PIT	C	22	2	4	6	-2	27					23	8.7	11:25	17.5	62.9
23	Eric Godard	PIT	R	71	2	2	4	-3	171					20	10.0	4:04	6.4	100.0
24	William Thomas	PIT	R	16	2	1	3	-4	2		1			17	11.8	9:31	13.9	51.5
25	Christopher Minard	PIT	L	20	1	2	3		4			1		33	3.0	9:24	13.4	100.0
26	Dustin Jeffrey	PIT	C	14	1	2	3	4						18	5.6	10:47	15.1	41.7
27	Jeff Taffe	PIT	L	8		2	2	-4	2					5	0.0	8:30	12.9	52.5
28	Tim Wallace	PIT	R	16		2	2	2	7					17	0.0	8:07	11.8	66.7
29	Luca Caputi	PIT	L	5	1		1	-1	4					7	14.3	10:16	13.0	0.0
30	Paul Bissonnette	PIT	L	15		1	1	-1	22					4	0.0	3:31	5.5	0.0
31	Ryan Stone	PIT	C	2				1	2					5	0.0	10:20	15.5	0.0
32	Ben Lovejoy	PIT	D	2										1	0.0	11:53	17.0	0.0
33	Janne Pesonen	PIT	L	7				-3						3	0.0	7:27	10.6	0.0
34	Connor James	PIT	L	1											0.0	8:15	12.0	0.0

RK	Player	Team	GP	W	L	OT	SA	GA	GAA	Sv	Sv%	SO	G	A	PIM	TOI
1	Marc-Andre Fleury	PIT	62	35	18	7	1850	162	2.67	1688	.912	4	1	8	3,640:59	
2	Mathieu Garon	PIT	19	8	9		502	53	3.11	449	.894					1,020:34
3	Dany Sabourin	PIT	19	6	8	2	463	47	2.85	416	.898			2		989:26
4	John Curry	PIT	3	2	1		69	6	2.40	63	.913					149:45

2008-09 PENGUINS

HOME/ROAD SCORING

Player	Home:					Road:					Total:				
	GP	G	A	P	+/-	GP	G	A	P	+/-	GP	G	A	P	+/-
Petr Sykora	38	20	11	31	8	38	5	10	15	-5	76	25	21	46	3
Sidney Crosby	39	17	37	54	6	38	16	33	49	-3	77	33	70	103	3
Evgeni Malkin	41	16	41	57	8	41	19	37	56	9	82	35	78	113	17
Bill Guerin	40	15	13	28	-2	38	6	14	20	-10	78	21	27	48	-12
Chris Kunitz	41	13	16	29	7	41	10	14	24	5	82	23	30	53	12
Miroslav Satan	31	8	9	17	2	34	9	10	19	1	65	17	19	36	3
Pascal Dupuis	35	8	7	15	3	36	4	9	13	-2	71	12	16	28	1
Jordan Staal	41	7	14	21	-1	41	15	13	28	6	82	22	27	49	5
Kristopher Letang	36	7	11	18	-4	38	3	12	15	-3	74	10	23	33	-7
Matt Cooke	37	7	8	15	0	39	6	10	16	0	76	13	18	31	0
Ruslan Fedotenko	32	6	11	17	10	33	10	12	22	8	65	16	23	39	18
Tyler Kennedy	35	4	11	15	10	32	11	9	20	5	67	15	20	35	15
Maxime Talbot	37	4	6	10	-8	38	8	4	12	-1	75	12	10	22	-9
Sergei Gonchar	12	3	8	11	7	13	3	5	8	-1	25	6	13	19	6
Alex Goligoski	21	3	6	9	1	24	3	8	11	4	45	6	14	20	5
Hal Gill	33	2	7	9	5	29	0	1	1	6	62	2	8	10	11
Philippe Boucher	19	2	5	7	6	22	1	1	2	0	41	3	6	9	6
Mark Eaton	36	2	4	6	12	32	2	1	3	-9	68	4	5	9	3
Michael Zigomanis	11	2	1	3	-1	11	0	3	3	-1	22	2	4	6	-2
Brooks Orpik	38	1	8	9	2	41	1	9	10	8	79	2	17	19	10
Eric Godard	35	1	2	3	0	36	1	0	1	-3	71	2	2	4	-3
Christopher Minard	9	1	2	3	3	11	0	0	0	-3	20	1	2	3	0
William Thomas	11	1	0	1	0	5	1	1	2	-4	16	2	1	3	-4
Rob Scuderi	40	0	8	8	9	41	1	7	8	14	81	1	15	16	23
Craig Adams	16	0	3	3	-1	29	2	2	4	-2	45	2	5	7	-3
Dustin Jeffrey	8	0	2	2	3	6	1	0	1	1	14	1	2	3	4
Janne Pesonen	3	0	0	0	-2	4	0	0	0	-1	7	0	0	0	-3
Paul Bissonnette	9	0	0	0	-1	6	0	1	1	0	15	0	1	1	-1
Ryan Stone	1	0	0	0	0	1	0	0	0	1	2	0	0	0	1
Jeff Taffe	3	0	0	0	-2	5	0	2	2	-2	8	0	2	2	-4
Tim Wallace	6	0	0	0	-1	10	0	2	2	3	16	0	2	2	2
Ben Lovejoy	1	0	0	0	1	1	0	0	0	-1	2	0	0	0	0
Luca Caputi	4	0	0	0	1	1	1	0	1	-2	5	1	0	1	-1
Connor James	0	0	0	0	0	1	0	0	0	0	1	0	0	0	0

2008-09

PENGUINS HOME/ROAD GOALTENDERS

HOME	GP	GS	MIN	AVG	W	L	OT	ENG	SHO	GA	SOG	SV%
Marc-Andre Fleury	34	34	2001	2.37	20	11	2	2	3	79	978	0.919
Dany Sabourin	7	4	308	2.53	2	2	1	1	0	13	132	0.902
Mathieu Garon	2	2	120	2.50	2	0	0	0	0	5	54	0.907
John Curry	1	1	60	2.00	1	0	0	0	0	2	26	0.923

AWAY	GP	GS	MIN	AVG	W	L	OT	ENG	SHO	GA	SOG	SV%
Marc-Andre Fleury	28	27	1640	3.04	15	7	5	3	1	83	872	0.905
Dany Sabourin	12	12	682	2.99	4	6	1	2	0	34	331	0.897
Mathieu Garon	2	1	86	3.49	0	1	0	0	0	5	40	0.875
John Curry	2	1	90	2.67	1	1	0	0	0	4	43	0.907

2008-09 PENGUINS

DIVISIONAL SCORING

Player	Dv GP	Dv G	Dv A	Dv P	Dv +/-	OD GP	OD G	OD A	OD P	OD +/-	Ttl GP	Ttl G	Ttl A	Ttl P	Ttl +/-
Sidney Crosby	23	14	19	33	9	54	19	51	70	-6	77	33	70	103	3
Evgeni Malkin	24	10	19	29	10	58	25	59	84	7	82	35	78	113	17
Petr Sykora	23	8	9	17	6	53	17	12	29	-3	76	25	21	46	3
Jordan Staal	24	6	6	12	0	58	16	21	37	5	82	22	27	49	5
Matt Cooke	22	6	5	11	8	54	7	13	20	-8	76	13	18	31	0
Ruslan Fedotenko	20	5	9	14	12	45	11	14	25	6	65	16	23	39	18
Tyler Kennedy	20	5	6	11	7	47	10	14	24	8	67	15	20	35	15
Pascal Dupuis	21	5	6	11	8	50	7	10	17	-7	71	12	16	28	1
Bill Guerin	23	5	5	10	-11	55	16	22	38	-1	78	21	27	48	-12
Chris Kunitz	19	5	2	7	0	63	18	28	46	12	82	23	30	53	12
Kristopher Letang	22	3	8	11	1	52	7	15	22	-8	74	10	23	33	-7
Miroslav Satan	20	2	7	9	-7	45	15	12	27	10	65	17	19	36	3
Brooks Orpik	22	2	5	7	9	57	0	12	12	1	79	2	17	19	10
Maxime Talbot	21	2	5	7	-7	54	10	5	15	-2	75	12	10	22	-9
Philippe Boucher	13	2	4	6	8	28	1	2	3	-2	41	3	6	9	6
Michael Zigomanis	8	1	3	4	5	14	1	1	2	-7	22	2	4	6	-2
Eric Godard	21	1	2	3	3	50	1	0	1	-6	71	2	2	4	-3
Mark Eaton	21	1	1	2	3	47	3	4	7	0	68	4	5	9	3
Christopher Minard	8	1	1	2	5	12	0	1	1	-5	20	1	2	3	0
Rob Scuderi	24	0	8	8	8	57	1	7	8	15	81	1	15	16	23
Sergei Gonchar	7	0	6	6	3	18	6	7	13	3	25	6	13	19	6
Alex Goligoski	13	0	5	5	5	32	6	9	15	0	45	6	14	20	5
Hal Gill	16	0	4	4	8	46	2	4	6	3	62	2	8	10	11
Craig Adams	11	0	1	1	-2	34	2	4	6	-1	45	2	5	7	-3
Jeff Taffe	3	0	1	1	-1	5	0	1	1	-3	8	0	2	2	-4
Paul Bissonnette	5	0	1	1	0	10	0	0	0	-1	15	0	1	1	-1
Ben Lovejoy	1	0	0	0	-1	1	0	0	0	1	2	0	0	0	0
Tim Wallace	3	0	0	0	0	13	0	2	2	2	16	0	2	2	2
Luca Caputi	0	0	0	0	0	5	1	0	1	-1	5	1	0	1	-1
William Thomas	5	0	0	0	-1	11	2	1	3	-3	16	2	1	3	-4
Janne Pesonen	1	0	0	0	-1	6	0	0	0	-2	7	0	0	0	-3
Ryan Stone	0	0	0	0	0	2	0	0	0	1	2	0	0	0	1
Connor James	1	0	0	0	0	0	0	0	0	0	1	0	0	0	0
Dustin Jeffrey	4	0	0	0	1	10	1	2	3	3	14	1	2	3	4

2008-09 PENGUINS

DIVISIONAL PLAY - GOALTENDERS

DIVISION	GP	GS	MIN	AVG	W	L	OT	ENG	SHO	GA	SOG	SV%
Marc-Andre Fleury	16	16	961	2.06	9	2	4	2	3	33	499	0.934
Dany Sabourin	7	6	364	2.97	3	2	1	1	0	18	162	0.889
Mathieu Garon	1	1	60	1.00	1	0	0	0	0	1	29	0.966
John Curry	2	1	90	1.33	2	0	0	0	0	2	37	0.946
NON-DIVISION	GP	GS	MIN	AVG	W	L	OT	ENG	SHO	GA	SOG	SV%
Marc-Andre Fleury	46	45	2680	2.89	26	16	3	3	1	129	1351	0.905
Dany Sabourin	12	10	625	2.78	3	6	1	2	0	29	301	0.904
Mathieu Garon	3	2	146	3.70	1	1	0	0	0	9	65	0.862
John Curry	1	1	59	4.07	0	1	0	0	0	4	32	0.875

2008-09 PENGUINS

SPECIAL TEAMS

Player	GP	Even			Power Play			Shorthanded		
		G	A	P	G	A	P	G	A	P
Evgeni Malkin	82	19	51	70	14	27	41	2	0	2
Petr Sykora	76	12	15	27	13	6	19	0	0	0
Sidney Crosby	77	26	36	62	7	33	40	0	1	1
Chris Kunitz	82	17	23	40	6	6	12	0	1	1
Miroslav Satan	65	11	14	25	6	5	11	0	0	0
Bill Guerin	78	16	14	30	5	13	18	0	0	0
Sergei Gonchar	25	1	5	6	5	8	13	0	0	0
Kristopher Letang	74	5	16	21	4	7	11	1	0	1
Alex Goligoski	45	2	10	12	4	4	8	0	0	0
Jordan Staal	82	19	20	39	2	4	6	1	3	4
Ruslan Fedotenko	65	15	20	35	1	3	4	0	0	0
Brooks Orpik	79	1	16	17	1	1	2	0	0	0
Mark Eaton	68	3	5	8	1	0	1	0	0	0
Craig Adams	45	1	5	6	1	0	1	0	0	0
Philippe Boucher	41	3	3	6	0	3	3	0	0	0
Tyler Kennedy	67	15	18	33	0	2	2	0	0	0
Jeff Taffe	8	0	0	0	0	2	2	0	0	0
Matt Cooke	76	13	17	30	0	1	1	0	0	0
Maxime Talbot	75	10	9	19	0	1	1	2	0	2
Luca Caputi	5	1	0	1	0	0	0	0	0	0
Janne Pesonen	7	0	0	0	0	0	0	0	0	0
William Thomas	16	1	1	2	0	0	0	1	0	1
Ben Lovejoy	2	0	0	0	0	0	0	0	0	0
Tim Wallace	16	0	2	2	0	0	0	0	0	0
Paul Bissonnette	15	0	1	1	0	0	0	0	0	0
Hal Gill	62	2	8	10	0	0	0	0	0	0
Pascal Dupuis	71	12	15	27	0	0	0	0	1	1
Rob Scuderi	81	1	15	16	0	0	0	0	0	0
Michael Zigomanis	22	2	4	6	0	0	0	0	0	0
Eric Godard	71	2	2	4	0	0	0	0	0	0
Connor James	1	0	0	0	0	0	0	0	0	0
Christopher Minard	20	1	2	3	0	0	0	0	0	0
Ryan Stone	2	0	0	0	0	0	0	0	0	0
Dustin Jeffrey	14	1	2	3	0	0	0	0	0	0

THE LAST TIME THE PENGUINS

RECORDED A SHUTOUT

Home: 03/25/09 - 2-0 vs. Calgary Flames (Fleury 31 saves)
Road: 12/26/2008 - 1-0 @ New Jersey (Fleury 37 saves)

WERE SHUTOUT

Home: 02/08/209 - 3-0 vs. Detroit Red Wings (Conklin 25 saves)
Road: 01/05/08 - 4-0 at New York Rangers (Lundqvist 27 saves)

RECORDED A HAT TRICK

Home: 12/11/08 - Pascal Dupuis & Petr Sykora vs.
New York Islanders 9-2 win
Road: 11/26/08 - Evgeni Malkin @
New York Islanders 5-3 win

PLAYER HAD A FOUR-GOAL GAME

Home: 10/14/00 - Jaromir Jagr vs. NY Rangers (McLean) 8-6 win
Road: 1/26/97 - Mario Lemieux @ Montreal (Thibault) 5-2 win

OPPOSING PLAYER HAD A FOUR-GOAL GAME

Home: 10/28/00 - John Madden, Randy McKay (NJD)
(Aubin -5, Snow -3), 9-0 loss
Road: 12/9/03 - Markus Naslund (Van) (Fleury), 4-3 loss

PLAYER HAD A FIVE-GOAL GAME

Home: 3/26/96 - Mario Lemieux vs. St. Louis (Fuhr -1, Casey - 4), 8-4 win
Road: 4/9/93 - Mario Lemieux @ NY Rangers (Hirsch -3, Richter - 2), 10-4 win

OPPOSING PLAYER HAD A FIVE-GOAL GAME

NEVER

PLAYER HAD A PENALTY SHOT

Home: 03/17/2009 - Evgeni Malkin vs. Atlanta Thrashers (Hedberg) NG
Road: 04/04/2009 - Evgeni Malkin at Carolina Hurricanes (Ward) NG

OPPOSING PLAYER HAD A PENALTY SHOT

Home: 2/18/07 - Alexander Semin (WSH) -NG vs. Thibault
Road: 3/31/06 - Sean Bergenheim (NYI) - NG vs. Caron

WON IN OVERTIME

Home: 10/14/08 – 3-2 vs. Philadelphia Flyers (Dupuis, 4:49)
Road: 02/27/09 - 5-4 at Chicago Blackhawks (Malkin, 1:36)

LOST IN OVERTIME

Home: 10/11/08 – 2-1 vs. New Jersey (Parise 4:22)
Road: 04/04/09 - 3-2 at Carolina Hurricanes (Babchuk, 1:11)

WON IN SHOOTOUT

Home: 03/10/09 - vs. Florida Panthers (Letang) 4-3
Road: 03/08/09 - at Washington Capitals (Crosby) 4-3

LOST IN SHOOTOUT

Home: 03/14/08 - vs. Ottawa Senators (Comrie)(4-3)
Road: 03/12/09 - at Columbus Blue Jackets (Huselius) 4-3

WON WHEN TRAILING AFTER 2 PERIODS

Home: 03/15/09 - vs. Boston Bruins 6-4
Road: 12/22/08 - at Buffalo Sabres 4-3 (OT)

LOST WHEN LEADING AFTER 2 PERIODS

Home: 03/14/08 - vs. Ottawa Senators (4-3)
Road: 02/14/09 - at Toronto Maple Leafs (6-2)

SCORED WITH AN EXTRA ATTACKER

01/14/08 - vs. Washington Capitals (Whitney @ 3:12, 3rd)

OPPONENT SCORED WITH AN EXTRA ATTACKER

10/25/08 @ NY Rangers (Zherdev @ 19:51, 3rd)

SCORED A SHORTHANDED GOAL

Home: 11/06/2008 vs. Edmonton Oilers, W 5-4 (Talbot)
Road: 04/11/2009 at Montreal Canadiens W 3-1 (Letang)

ALLOWED A SHORTHANDED GOAL

Home: 03/15/09 vs. Boston Bruins (Wheeler)
Road: 04/07/09 at Tampa Bay Lightning (Halpern)

SCORED 2 OR MORE SHORTHANDED GOALS

04/11/09 at Montreal Canadiens (Talbot, Letang)

ALLOWED 2 OR MORE SHORTHANDED GOALS

11/13/08 vs. Philadelphia Flyers (Gagne 2)

PITTSBURGH PENGUINS TRANSACTIONS

Apr. 10	Miroslav Satan recalled from Wilkes-Barre/Scranton (AHL)
Mar. 7	Alex Goligoski re-assigned to Wilkes-Barre/Scranton (AHL)
Mar. 4	Acquired Bill Guerin from the New York Islanders for 2009 conditional third round draft pick
Mar. 4	Acquired Andy Wozniewski from the St. Louis Blues for Danny Richmond
Mar. 4	Craig Adams claimed off waivers from Chicago Blackhawks
Mar. 4	Tim Wallace and Miroslav Satan re-assigned to Wilkes-Barre/Scranton Penguins (AHL)
Feb. 26	Acquired Chris Kunitz and Eric Tangradi from the Anaheim Ducks for Ryan Whitney
Feb. 26	Tim Wallace recalled from Wilkes-Barre/Scranton (AHL)
Feb. 26	Janne Pesonen and Chris Minard re-assigned to Wilkes-Barre/Scranton (AHL)
Feb. 25	Janne Pesonen recalled from Wilkes-Barre/Scranton (AHL)
Feb. 13	Philippe Boucher placed on injured reserve
Feb. 13	Luca Caputi re-assigned to Wilkes-Barre/Scranton (AHL)
Feb. 7	Alex Goligoski re-assigned to Wilkes-Barre/Scranton (AHL)
Feb. 2	Luca Caputi recalled from Wilkes-Barre/Scranton (AHL)
Feb. 2	Paul Bissonnette re-assigned to Wilkes-Barre/Scranton (AHL)
Jan. 28	Chris Minard recalled from Wilkes-Barre/Scranton (AHL)
Jan. 26	Paul Bissonnette and Bill Thomas recalled from Wilkes-Barre/Scranton (AHL)
Jan. 22	Dustin Jeffrey re-assigned to Wilkes-Barre/Scranton (AHL)
Jan. 21	Paul Bissonnette, Chris Minard and Bill Thomas re-assigned to Wilkes-Barre/Scranton (AHL)
Jan. 18	Janne Pesonen re-assigned to Wilkes-Barre/Scranton (AHL)
Jan. 17	Acquired Mathieu Garon from the Edmonton Oilers for Dany Sabourin, Ryan Stone and a 2011 fourth round draft choice.
Jan. 17	Max Talbot placed on injured reserve retro-active (Jan. 14)
Jan. 16	Bill Thomas recalled from Wilkes-Barre/Scranton (AHL)
Jan. 16	Janne Pesonen recalled from Wilkes-Barre/Scranton (AHL)
Jan. 13	Paul Bissonnette recalled from Wilkes-Barre/Scranton (AHL)
Jan. 12	Tim Wallace re-assigned to Wilkes-Barre/Scranton (AHL)
Jan. 9	Chris Minard recalled from Wilkes-Barre/Scranton (AHL)
Jan. 9	Ruslan Fedotenko placed on injured reserve retro-active (Jan. 6)
Jan. 5	Acquired a 2010 conditional seventh-round draft pick from Montreal for T.J. Kemp
Jan. 3	Mike Zigomanis placed on injured reserve

PITTSBURGH PENGUINS TRANSACTIONS

Dec. 30	Paul Bissonnette re-assigned to Wilkes-Barre/Scranton (AHL)
Dec. 27	Tim Wallace recalled from Wilkes-Barre/Scranton (AHL)
Dec. 26	Dustin Jeffrey and Paul Bissonnette recalled from Wilkes-Barre/Scranton (AHL)
Dec. 23	Jeff Taffe and Tim Wallace re-assigned to Wilkes-Barre/Scranton (AHL)
Dec. 23	Ryan Stone re-assigned to Wilkes-Barre/Scranton (AHL)
Dec. 19	Acquired 2010 conditional sixth-round pick from St. Louis for Jonathan Filewich
Dec. 17	Jeff Taffe and Ryan Stone recalled Wilkes-Barre/Scranton (AHL)
Dec. 13	Connor James and Jeff Taffe re-assigned to Wilkes-Barre/Scranton (AHL)
Dec. 13	Connor James recalled from Wilkes-Barre/Scranton (AHL)
Dec. 12	John Curry and Chris Minard re-assigned to Wilkes-Barre/Scranton (AHL)
Dec. 11	Ben Lovejoy re-assigned to Wilkes-Barre/Scranton
Dec. 10	Jeff Taffe and Tim Wallace recalled from Wilkes-Barre/Scranton (AHL)
Dec. 9	Hal Gill placed on injured reserve retro-active (Dec. 6)
Dec. 9	Janne Pesonen re-assigned to Wilkes-Barre/Scranton (AHL)
Dec. 7	Ben Lovejoy recalled from Wilkes-Barre/Scranton (AHL)
Dec. 5	Tyler Kennedy placed on injured reserve retro-active (Dec. 3)
Dec. 4	Philippe Boucher placed on injured reserved retro-active (Nov. 28)
Dec. 4	Janne Pesonen and Chris Minard recalled from Wilkes-Barre/Scranton (AHL)
Nov. 29	Janne Pesonen re-assigned to Wilkes-Barre/Scranton (AHL)
Nov. 27	Janne Pesonen recalled from Wilkes-Barre/Scranton (AHL)
Nov. 17	John Curry recalled from Wilkes-Barre/Scranton (AHL)
Nov. 16	Acquired Philippe Boucher from Dallas for Darryl Sydor
Nov. 2	Chris Minard and Janne Pesonen re-assigned to Wilkes-Barre/Scranton (AHL)
Nov. 15	Paul Bissonnette re-assigned to Wilkes-Barre/Scranton (AHL)
Nov. 1	Janne Pesonen recalled from Wilkes-Barre/Scranton (AHL)
Oct. 30	Chris Minard recalled from Wilkes-Barre/Scranton (AHL)
Oct. 28	Pascal Dupuis placed on injured reserved retro-active
Oct. 23	Bill Thomas assigned to Wilkes-Barre/Scranton (AHL)
Oct. 9	Acquired Mike Zigomanis from Phoenix for future considerations
Oct. 9	Jeff Taffe assigned to Wilkes-Barre/Scranton (AHL)
Oct. 8	Janne Pesonen and John Curry assigned to Wilkes-Barre/Scranton (AHL)

2008-09 MAN GAMES LOST

TOTAL GAMES MISSED	#	PLAYER	GAMES MISSED
13	2	Hal Gill	Oct. 23 - 28, Dec. 8 - 27
1	4	Rob Scuderi	Jan. 16
10	9	Pascal Dupuis	Oct. 30 - Nov. 1, Dec. 20, Jan. 8 - Jan. 20
58	15	Mike Zigomanis	Dec. 4 - Apr. 11
6	17	Petr Sykora	Oct. 4 - 11, Mar. 8 - 12
33	19	Ryan Whitney	Oct. 4 - Dec. 22
4	24	Matt Cooke	Oct. 16 - 23
6	25	Max Talbot	Oct. 28, Dec. 13 - 18, Jan. 16 - 20
15	26	Ruslan Fedotenko	Jan. 8 - Feb. 11
4	28	Eric Godard	Dec. 27 - Jan. 3
12	29	Marc-Andre Fleury	Nov. 18 - Dec. 11
31	43	Philippe Boucher	Nov. 29 - Dec. 10, Jan. 1 - 3, Jan. 31 - Mar. 20
3	44	Brooks Orpik	Jan. 18 - 28
14	48	Tyler Kennedy	Dec. 4 - Jan. 1
56	55	Sergei Gonchar	Oct. 4 - Feb. 11
5	58	Kris Letang	Dec. 23 - Dec. 30, Jan. 16
5	87	Sidney Crosby	Jan. 16, Feb. 25 - Mar. 3
TOTALS			
276			



SECTION 3

**PLAYOFF
BIOS**

2008-09 PITTSBURGH PENGUINS

SW#	Name	Pos	Height	Weight	Born	Birthplace
2	Hal Gill	D	6'7"	250	06/04/1975	Concord, MA, USA
4	Rob Scuderi	D	6'0"	218	30/12/1978	Syosset, NY, USA
7	Mark Eaton	D	6'2"	204	06/05/1977	Wilmington, DE, USA
9	Pascal Dupuis	RW	6'1"	205	07/04/1979	Laval, QC, CAN
11	Jordan Staal	C	6'4"	220	10/09/1988	Thunder Bay, ON, CAN
13	Bill Guerin	RW	6'2"	220	09/11/1970	Worcester, MA, USA
14	Chris Kunitz	LW	6'0"	193	26/09/1979	Regina, SK, CAN
17	Petr Sykora	RW	6'0"	190	19/11/1975	Plzen, CZE
24	Matt Cooke	LW	5'11"	205	07/09/1978	Belleville, ON, CAN
25	Max Talbot	C	5'11"	190	11/02/1984	Lemoyne, QC, CAN
26	Ruslan Fedotenko	LW	6'2"	195	18/01/1979	Kiev, UKR
27	Craig Adams	RW	6'0"	197	26/04/1977	Seria, BRN
28	Eric Godard	RW	6'4"	214	07/03/1980	Vernon, BC, CAN
29	Marc-Andre Fleury	G	6'2"	180	28/11/1984	Sorel, QC CAN
32	Mathieu Garon	G	6'2"	207	09/01/1978	Chandler, QC, CAN
43	Philipper Boucher	D	6'3"	221	24/03/1973	St. Apollinaire, QC, CAN
44	Brooks Orpik	D	6'2"	219	26/09/1980	San Francisco, CA, USA
48	Tyler Kennedy	C	5'11"	183	15/07/1986	Sault Ste. Marie, ON, CAN
55	Sergei Gonchar	D	6'2"	211	13/04/1975	Chelyabinsk, RUS
58	Kris Letang	D	6'0"	201	24/04/1987	Montreal, QC, CAN
71	Evgeni Malkin	C	6'3"	195	31/07/1986	Magnitogorsk, RUS
81	Miroslav Satan	RW	6'3"	191	22/10/1974	Topolcany, SVK
87	Sidney Crosby	C	5'11"	200	07/08/1987	Cole Harbour, NS, CAN

Executive VP & General Manager	Ray Shero
Assistant General Manager	Chuck Fletcher
Senior Advisor/Hockey Operations	Ed Johnston
Interim Head Coach	Dan Bylsma
Assistant Coaches	Tom Fitzgerald, Mike Yeo
Goaltending Coach	Gilles Meloche
Strength/Conditioning Coach	Mike Kadar
Head Athletic Trainer	Chris Stewart
Assistant Athletic Trainer	Scott Adams
Physical Therapist	Mark Mortland
Equipment Manager	Dana Heinze
Assistant Equipment Managers	Paul DeFazio, Danny Kroll
Video Coordinator	Travis Ramsay
Senior Director of Team Operations & Communications	Frank Buonomo
Director of Communications	Jennifer Bullano
Communications Coordinator	Erik Heasley
Editor/ Online Content	Sam Kasan

DAN BYLSMA

INTERIM HEAD COACH



Dan Bylsma oversaw a remarkable turnaround for the Penguins after being named interim head coach on Feb. 15, 2009. Under Bylsma's leadership, the Penguins improved from 10th place in the Eastern Conference standings to the No. 4 seed entering the playoffs. The team's record under its new coach was 18-3-4 in 25 games.

Bylsma, 38, had been in the midst of his first season as head coach of Pittsburgh's American Hockey League affiliate in Wilkes-Barre/Scranton. Under Bylsma, the WB/S Penguins went 35-16-1-2.

Bylsma joined the Penguins organization as an assistant to Todd Richards in Wilkes-Barre/Scranton in 2006-07. In two seasons, the Richards-Bylsma coaching tandem led the Baby Penguins to a 98-49-5-8 record. The team won the AHL East Division and Eastern Conference championships in 2007-08 and advanced to the Calder Cup Final.

When Richards accepted a job as an assistant coach with the NHL's San Jose Sharks prior to the 2008-09 season, Bylsma was elevated to head coach at Wilkes-Barre/Scranton.

The native of Grand Haven, Mich., began his coaching career as an assistant with the Cincinnati Mighty Ducks of the AHL in 2004-05. He made his NHL coaching debut as an assistant with the New York Islanders in 2005-06.

Bylsma (pronounced BYLE-smuh) played nine NHL seasons as a right winger with Los Angeles and Anaheim from 1995-2004. He played 429 NHL regular-season games and also played in the 2003 Stanley Cup Final with Anaheim. He retired as a player following the 2003-04 season. Bylsma was selected by the Winnipeg Jets in the sixth round (109th overall) of the 1989 Entry Draft. He made his NHL debut with the Kings in 1995-96 and appeared in 220 games with Los Angeles in parts of five seasons. He joined the Ducks prior to the 2000-01 season.

Bylsma played college hockey at Bowling Green. He and his wife Mary Beth have one son.

TOM FITZGERALD

INTERIM ASSISTANT COACH



Tom Fitzgerald was named interim assistant coach of the Pittsburgh Penguins on February 15, 2009.

The Massachusetts native was a first-round draft pick of the New York Islanders in 1986 and played 17 NHL seasons with the Islanders, Florida, Colorado, Nashville, Chicago, Toronto and Boston before retiring in 2006. He scored 329 points (139+190) and registered 776 penalty minutes in 1,097 career games. He played in the Stanley Cup Final with Florida in 1996.

Fitzgerald and his wife, Kerry, have four sons.

MIKE YEO

ASSISTANT COACH



Mike Yeo joined the Penguins' coaching staff when former head coach Michel Therrien was named head coach in December, 2005 and is now in his fourth season as an assistant. His responsibilities include the Penguins' special teams and defensemen.

Starting in 2006, Yeo helped lay the foundation for the success of the past two seasons, when the Penguins registered 105 and 102 points.

Yeo, 35, served as an assistant coach with the Penguins' top minor-league affiliate in Wilkes-Barre/Scranton for nearly six years. He was named the first assistant coach in team history on Jan. 24, 2000, after announcing his retirement as a player.

The native of North Bay, Ontario, was signed by Wilkes-Barre/Scranton as a free agent in 1999 and recorded four points (1+3) and four penalty minutes in 19 games during the 1999-00 season. Yeo battled through an injury-plagued campaign and missed 24 of the Penguins' first 43 games because of knee injuries.

Prior to joining the Penguins, Yeo played five seasons with the Houston Aeros of the now-defunct International Hockey League. As the team captain during the 1998-99 season, he recorded 18 points (6+12) and 65 penalty minutes in 57 games and helped lead the Aeros to the Turner Cup championship.

Mike and his wife, Tanya, are the parents of two children and reside in the North Hills.

GILLES MELOCHE

GOALTENDING COACH



Former NHL goaltender Gilles Meloche is in his third season as the Penguins' full-time goaltending coach.

Meloche has been instrumental in the development of Marc-Andre Fleury and also contributed to the success of Ty Conklin and Dany Sabourin during the memorable 2007-08 season.


Meloche served as a Penguins scout from 1989-2006 and also doubled as a goaltending coach/consultant during much of that time. He was part of the staff when the Penguins won Stanley Cups in 1991 and 1992.

A native of Montreal, Quebec, Meloche spent 18 seasons as an NHL goaltender with the Chicago Blackhawks, California Golden Seals, Cleveland Barons, Minnesota North Stars and Penguins. He played the final three seasons of his career in Pittsburgh following a 1985 trade.

He appeared in 788 NHL games during his career, posting a record of 270-351-131, with a 3.64 goals-against average. In 45 career playoff games, he posted a 21-19 record and a 3.48 goals-against average.

Gilles and his wife, Sophie, reside in Pittsburgh. His son, Eric, is a pro player who played in the Penguins organization from 2000-04.

CRAIG ADAMS • 27

**Position:** RW**Ht:** 6-0**DOB:** 4/26/77**Acquired:** Claimed off waivers from the Chicago Blackhawks on March 4.**Shoots:** Right**Wt:** 197**Birthplace:** Seria, Brunei Darussalam

2008-09: Tallied an assist in nine games with the Penguins after being claimed off waivers from Chicago ... A valuable asset to Pittsburgh's penalty killing unit, seeing 1:47 shorthanded minutes per game in nine contests with Penguins ... Notched his first point (assist) as a Penguin April 9 vs. NY Islanders ... Appeared in his 500th career game March 8 at Washington ... Made his Penguins' debut March 5 at Florida ... Played in 36 games with Chicago this season, tallying two goals and six points ... Netted his 50th career assist Dec. 20 at Vancouver.

NHL CAREER: Veteran forward has played in over 500 career NHL games and won the Stanley Cup in 2006 as a member of the Carolina Hurricanes ... Appeared in all 25 postseason games during Carolina's championship run ... Best season was 2005-06 when he posted career highs in goals (10), assists (11) and points (21) ... Netted first career goal (and point) Nov. 10, 2000 vs. Toronto ... Made his NHL debut Oct. 24, 2000 vs. San Jose.

COLLEGE: Spent four seasons at Harvard University (1995-99), collecting 29 goals, 32 assists, 62 points and 157 penalty minutes in 109 career games ... Posted 23 points (9+14) and 53 penalty minutes during his senior campaign.

PERSONAL: Born in Brunei on the island of Borneo in the South China Sea, where his father was working for Shell at the time ... Raised in Calgary ... Favorites include: player growing up - Wendel Clark; movie - Snatch; band - The Tragically Hip; food - lamb; book - Papillon; road city - Calgary; road arena - Bell Centre in Montreal ... Majored in history at Harvard and speaks French ... He and his wife, Anne, have one son, Rhys Argeo ... Anne's father is Paul Cellucci, the former Governor of Massachusetts and former U.S. Ambassador to Canada.

CAREER VS. NHL

	GP	G	A	PTS	PIM
ANA	12	0	3	3	5
ATL	37	4	2	6	32
BOS	22	1	3	4	19
BUF	21	3	0	3	9
CGY	8	1	1	2	5
CAR	2	0	0	0	0
CHI	5	3	1	4	6
COL	9	1	0	1	5
CBJ	16	3	3	6	4
DAL	10	0	1	1	0
DET	13	0	0	0	2
EDM	6	2	0	2	4
FLA	36	3	4	7	28
LAK	11	0	0	0	2
MIN	9	1	1	2	0
MON	19	2	4	6	39
NSH	10	0	0	0	6
NJD	22	1	3	4	9
NYI	23	1	3	4	20
NYR	21	4	2	6	4
OTT	22	1	2	3	9
PHI	25	1	3	4	26
PHX	12	0	2	2	9
PIT	19	0	4	4	16
SJS	11	1	1	2	17
STL	11	1	2	3	17
TBL	33	0	4	4	27
TOR	21	1	1	2	17
VAN	7	1	1	2	7
WSH	34	1	2	3	39
Totals	507	37	53	90	383

CAREER HIGHS

Goals: 2 (1 time), 3/10/03 vs. CBJ**Assists:** 3 (1 time), 12/6/05 at ANA**Points:** 3 (3 times), 12/13/06 vs. CHI (1G-2A)**SOG:** 6 (3 times), 12/16/08 at EDM**PIM:** 17 (1 time), 4/3/06 vs. WAS



CAREER STATISTICS

REGULAR SEASON


PLAYOFFS

YEAR	TEAM	LEAGUE	GP	G	A	PTS	PIM	+/-	PP	SH	GW	S	GP	G	A	PTS	PIM
1995-96	Harvard	ECAC	34	8	9	17	56	--	--	--	--	--	--	--	--	--	--
1996-97	Harvard	ECAC	32	6	4	10	36	--	--	--	--	--	--	--	--	--	--
1997-98	Harvard	ECAC	12	6	6	12	12	--	--	--	--	--	--	--	--	--	--
1998-99	Harvard	ECAC	31	9	14	23	53	--	--	--	--	--	--	--	--	--	--
1999-00	Cincinnati	IHL	73	12	12	24	124	-3	0	1	2	97	8	0	1	1	14
2000-01	Carolina	NHL	44	1	0	1	20	-7	0	0	0	15	3	0	0	0	0
	Cincinnati	IHL	4	0	1	1	9	0	0	0	0	3	1	0	0	0	2
2001-02	Carolina	NHL	33	0	1	1	38	2	0	0	0	17	1	0	0	0	0
	Lowell	AHL	22	5	4	9	51	2	0	1	1	--	--	--	--	--	--
2002-03	Carolina	NHL	81	6	12	18	71	-11	1	0	1	107	--	--	--	--	--
2003-04	Carolina	NHL	80	7	10	17	69	-5	0	1	0	110	--	--	--	--	--
2004-05	Milano	ITALY	30	15	14	29	57	--	--	--	--	--	15	4	7	11	26
2005-06	Carolina	NHL	67	10	11	21	51	1	1	1	2	68	25	0	0	0	10
	Lowell	AHL	13	4	3	7	20	-1	1	1	0	--	--	--	--	--	--
2006-07	Carolina	NHL	82	7	7	14	54	-9	0	1	1	71	--	--	--	--	--
2007-08	Carolina	NHL	40	2	3	5	34	-8	0	0	0	31	--	--	--	--	--
	Chicago	NHL	35	2	4	6	24	-8	0	1	1	32	--	--	--	--	--
2008-09	Chicago	NHL	36	2	4	6	22	-3	1	0	0	38	--	--	--	--	--
	PITTSBURGH	NHL	9	0	1	1	0	0	0	0	0	9	--	--	--	--	--
	NHL TOTALS		507	37	53	90	383	-48	3	4	5	498	29	0	0	0	10
	PITTSBURGH TOTALS		9	0	1	1	0	0	0	0	0	9	--	--	--	--	--

27 CRAIG ADAMS • RW

GAME # TEAM/ PLAYER	DATE	OPP.	G	A	P	PIM	SHIFTS	TOI	F/O WON	F/O LOST	SHOTS	B/S	Hits	+/-	REMARKS
42/	1/8	@ NSH	-	-	-	-	-	-	-	-	-	-	-	-	CHI
43/	1/10	@ COL	-	-	-	-	-	-	-	-	-	-	-	-	CHI
44/	1/13	@ PHI	-	-	-	-	-	-	-	-	-	-	-	-	CHI
45/	1/14	WSH	-	-	-	-	-	-	-	-	-	-	-	-	CHI
46/	1/16	ANA	-	-	-	-	-	-	-	-	-	-	-	-	CHI
47/	1/18	NYR	-	-	-	-	-	-	-	-	-	-	-	-	CHI
48/	1/20	CAR	-	-	-	-	-	-	-	-	-	-	-	-	CHI
49/	1/28	NYR	-	-	-	-	-	-	-	-	-	-	-	-	CHI
50/	1/30	NJ	-	-	-	-	-	-	-	-	-	-	-	-	CHI
51/	1/31	@ TOR	-	-	-	-	-	-	-	-	-	-	-	-	CHI
52/	2/3	@ MTL	-	-	-	-	-	-	-	-	-	-	-	-	CHI
53/	2/4	TB	-	-	-	-	-	-	-	-	-	-	-	-	CHI
54/	2/6	CBJ	-	-	-	-	-	-	-	-	-	-	-	-	CHI
55/	2/8	DET	-	-	-	-	-	-	-	-	-	-	-	-	CHI
56/	2/11	SJ	-	-	-	-	-	-	-	-	-	-	-	-	CHI
57/	2/14	@ TOR	-	-	-	-	-	-	-	-	-	-	-	-	CHI
58/	2/16	NYI	-	-	-	-	-	-	-	-	-	-	-	-	CHI
59/	2/19	MTL	-	-	-	-	-	-	-	-	-	-	-	-	CHI
60/	2/21	@ PHI	-	-	-	-	-	-	-	-	-	-	-	-	CHI
61/	2/22	@ WSH	-	-	-	-	-	-	-	-	-	-	-	-	CHI
62/	2/25	NYI	-	-	-	-	-	-	-	-	-	-	-	-	CHI
63/	2/27	@ CHI	-	-	-	-	-	-	-	-	-	-	-	-	CHI
64/	3/1	@ DAL	-	-	-	-	-	-	-	-	-	-	-	-	CHI
65/	3/3	@ TB	-	-	-	-	-	-	-	-	-	-	-	-	CHI
66/1	3/5	@ FLA	0	0	0	0	15	09:45	-	-	1	0	1	E	
67/2	3/8	@ WSH	0	0	0	0	7	04:58	-	-	0	0	0	E	
68/3	3/10	FLA	0	0	0	0	11	07:52	-	-	1	0	4	-1	
69/4	3/12	@ CBJ	0	0	0	0	13	09:11	-	-	1	0	1	E	
70/	3/14	OTT	-	-	-	-	-	-	-	-	-	-	-	-	DND
71/	3/15	BOS	-	-	-	-	-	-	-	-	-	-	-	-	DND
72/	3/17	ATL	-	-	-	-	-	-	-	-	-	-	-	-	DND
73/ 5	3/20	LA	0	0	0	0	15	08:47	1	0	0	2	1	E	
74/	3/22	PHI	-	-	-	-	-	-	-	-	-	-	-	-	DND
75/	3/25	CAL	-	-	-	-	-	-	-	-	-	-	-	-	DND
76/	3/28	NYR	-	-	-	-	-	-	-	-	-	-	-	-	DND
77/6	4/1	NJ	0	0	0	0	14	11:38	-	-	2	0	1	E	
78/7	4/4	@ CAR	0	0	0	0	11	07:32	-	-	2	0	3	E	
79/8	4/5	@ FLA	0	0	0	0	9	06:31	-	-	1	1	1	E	
80/	4/7	@ TB	-	-	-	-	-	-	-	-	-	-	-	-	DND
81/9	4/9	NYI	0	1	1	0	16	10:51	1	3	1	1	2	1	
82/10	4/11	@ MTL	-	-	-	-	-	-	-	-	-	-	-	-	DND
Second- Half Totals			0	1	1	0	111	08:34			9	4	14	0	
Final Totals			0	1	1	0	111	08:34	0	0	9	4	14	0	

PHILIPPE BOUCHER • 43

**Position:** D**Ht:** 6-3**DOB:** 3/24/73**Acquired:** From Dallas Stars in exchange for defenseman Darryl Sydor on November 16, 2008.**Shoots:** Right**Wt:** 218**Birthplace:** St. Apollinaire, QC, Canada

2008-09: Veteran defenseman notched his 300th point (assist) April 9 vs. NY Islanders ... Missed 30 games after having foot surgery, returning April 9 vs. NY Islanders to net two points (1+1), his 300th career point and a plus-3 rating ... Scored his first goal (and point) with Pittsburgh Dec. 11 vs. NY Islanders ... Played first game as a Penguin Nov. 18 vs. Minnesota.

NHL CAREER: Has played in 748 career games over 16 NHL seasons with Buffalo, Los Angeles, Dallas and Pittsburgh, compiling 94 goals and 206 assists for 300 points ... Posted 20-plus points in five of the last seven seasons, twice breaking the 40-point mark ... His best season was with Dallas in 2006-07 when he set career highs in goals (19), assists (32), points (51) and penalty minutes (104) ... His 19 goals on that campaign tied the Stars' franchise record for goals by a defenseman and played in his first All-Star Game (held in Dallas) ... Named Dallas' Bill Masterton nominee for perseverance, dedication to hockey and sportsmanship in 2006-07 and 2005-06 ... Had a career-high five-game assist streak (0+5=5) from Oct. 10-20, 2007.

JUNIOR: Played four seasons in the QMJHL with Granby (1990-92) and Laval (1992-93) ... In 1991-92, was named QMJHL second team All-Star for the second time ... In 1990-91, was named major junior hockey rookie of the year and QMJHL second team All-Star.

PERSONAL: Hometown: St-Apollinaire, Quebec ... Resides with his wife, Lucie, son, Matthew, and daughter, Vanessa, in Quebec City during the summer ... Favorite NHL city is New York ... Holds an annual summer charity golf tournament which helps underprivileged children ... Most memorable hockey moment was when his Buffalo Sabres beat New Jersey, 1-0, in four overtimes Apr. 27, 1994 ... Lists his first job as working for a friend's landscaping company ... Grew up a big baseball fan, listing his favorite team as the Montreal Expos ... Signed through 2008-09.

CAREER VS. NHL

	GP	G	A	PTS	PIM
ANA	51	4	15	19	81
ATL	8	1	3	4	35
BOS	17	0	5	5	4
BUF	12	3	4	7	6
CGY	37	4	10	14	35
CAR	20	0	4	4	10
CHI	32	6	14	20	12
COL	43	6	11	17	31
CBJ	24	4	11	15	22
DAL	19	2	3	5	13
DET	32	5	7	12	31
EDM	35	9	14	23	25
FLA	9	0	3	3	6
LAK	31	6	9	15	32
MIN	20	5	4	9	37
MON	15	0	3	3	15
NSH	27	3	5	8	23
NJD	16	0	6	6	18
NYI	17	5	2	7	14
NYR	18	1	5	6	14
OTT	19	4	6	10	17
PHI	11	2	2	4	12
PHX	49	6	10	16	41
PIT	14	0	6	6	10
SJS	58	6	19	25	42
STL	28	3	5	8	29
TBL	18	0	6	6	18
TOR	14	0	4	4	8
VAN	40	6	6	12	52
WSH	14	3	4	7	9
Totals	748	94	206	300	702

CAREER HIGHS

Goals: 3 (1 time), 11/24/06 vs. LA**Assists:** 3 (1 time), 10/29/03 vs. CGY**Points:** 3 (5 times), 11/24/06 vs. LA (3G-0A)**SOG:** 10 (1 time), 10/26/01 vs. FLA**PIM:** 19 (2 times), 1/11/07 vs. ANA**Hat Tricks:** 1, 11/24/06 vs. LA



CAREER STATISTICS

YEAR	TEAM	LEAGUE	REGULAR SEASON										PLAYOFFS				
			GP	G	A	PTS	PIM	+/-	PP	SH	GW	S	GP	G	A	PTS	PIM
1988-89	Ste-Foy	QAAA	5	0	0	0	2	--	--	--	--	--	12	6	19	25	16
1989-90	Ste-Foy	QAAA	42	26	60	86	76	--	--	--	--	--	--	--	--	--	--
1990-91	Granby Bisons	QMJHL	69	21	46	67	92	--	--	--	--	--	--	--	--	--	--
1991-92	Granby Bisons	QMJHL	49	22	37	59	47	--	--	--	--	--	--	--	--	--	--
	Laval Titan	QMJHL	16	7	11	18	36	--	--	--	--	--	10	5	6	11	8
1992-93	Buffalo	NHL	18	0	4	4	14	1	0	0	0	28	--	--	--	--	--
	Laval Titan	QMJHL	16	12	15	27	37	--	--	--	--	--	13	6	15	21	12
1992-93	Rochester Americans	AHL	5	4	3	7	8	--	--	--	--	--	3	0	1	1	2
	Laval Titan	QMJHL	5	2	2	4	15	--	--	--	--	--	--	--	--	--	--
1993-94	Buffalo	NHL	38	6	8	14	29	-1	4	0	1	67	7	1	1	2	2
	Rochester Americans	AHL	31	10	22	32	51	--	--	--	--	--	--	--	--	--	--
1994-95	Buffalo	NHL	9	1	4	5	0	6	0	0	0	15	--	--	--	--	--
	Los Angeles	NHL	6	1	0	1	4	-3	0	0	0	15	--	--	--	--	--
	Rochester Americans	AHL	43	14	27	41	26	--	--	--	--	--	--	--	--	--	--
1995-96	Los Angeles	NHL	53	7	16	23	31	-26	5	0	1	145	--	--	--	--	--
	Rochester Americans	AHL	10	4	3	7	4	--	--	--	--	--	--	--	--	--	--
1996-97	Los Angeles	NHL	60	7	18	25	25	0	2	0	1	159	--	--	--	--	--
1997-98	Los Angeles	NHL	45	6	10	16	49	6	1	0	0	80	--	--	--	--	--
	Long Beach Ice Dogs	IHL	2	0	1	1	4	1	0	0	0	10	--	--	--	--	--
1998-99	Los Angeles	NHL	45	2	6	8	32	-12	1	0	0	87	--	--	--	--	--
1999-00	Los Angeles	NHL	1	0	0	0	0	0	0	0	0	3	--	--	--	--	--
	Long Beach Ice Dogs	IHL	14	4	11	15	8	5	3	0	1	48	6	0	9	9	8
2000-01	Los Angeles	NHL	22	2	4	6	20	4	2	0	0	40	13	0	1	1	2
	Manitoba Moose	IHL	45	10	22	32	39	1	7	0	3	201	--	--	--	--	--
2001-02	Los Angeles	NHL	80	7	23	30	94	0	4	0	2	198	5	0	1	1	2
2002-03	Dallas	NHL	80	7	20	27	94	28	1	1	3	137	11	1	2	3	11
2003-04	Dallas	NHL	70	8	16	24	64	15	2	0	2	134	5	1	0	1	6
2005-06	Dallas	NHL	66	16	27	43	77	28	8	0	3	174	5	0	1	1	2
2006-07	Dallas	NHL	76	19	32	51	104	2	12	0	4	222	7	0	1	1	6
2007-08	Dallas	NHL	38	2	12	14	26	3	0	1	0	72	3	0	0	0	4
2008-09	Dallas	NHL	16	0	3	3	15	-4	0	0	0	29	--	--	--	--	--
	PITTSBURGH	NHL	25	3	3	6	24	10	0	0	0	37	--	--	--	--	--
NHL TOTALS			748	94	206	300	702	57	42	2	17	1,642	56	3	7	10	35
PITTSBURGH TOTALS			25	3	3	6	24	10	0	0	0	37	--	--	--	--	--

43 PHILIPPE BOUCHER • D

GAME # TEAM/ PLAYER	DATE	OPP.	G	A	P	PIM	SHIFTS	TOI	F/O WON	F/O LOST	SHOTS	B/S	Hits	+/-	REMARKS
1/	10/4	@OTT	-	-	-	-	-	-	-	-	-	-	-	-	DAL
2/	10/5	OTT	-	-	-	-	-	-	-	-	-	-	-	-	DAL
3/	10/11	NJ	-	-	-	-	-	-	-	-	-	-	-	-	DAL
4/	10/14	PHI	-	-	-	-	-	-	-	-	-	-	-	-	DAL
5/	10/16	WSH	-	-	-	-	-	-	-	-	-	-	-	-	DAL
6/	10/18	TOR	-	-	-	-	-	-	-	-	-	-	-	-	DAL
7/	10/20	@BOS	-	-	-	-	-	-	-	-	-	-	-	-	DAL
8/	10/23	CAR	-	-	-	-	-	-	-	-	-	-	-	-	DAL
9/	10/25	@NYR	-	-	-	-	-	-	-	-	-	-	-	-	DAL
10/	10/28	@SJ	-	-	-	-	-	-	-	-	-	-	-	-	DAL
11/	10/30	@PHX	-	-	-	-	-	-	-	-	-	-	-	-	DAL
12/	11/1	@STL	-	-	-	-	-	-	-	-	-	-	-	-	DAL
13/	11/6	EDM	-	-	-	-	-	-	-	-	-	-	-	-	DAL
14/	11/8	@NYI	-	-	-	-	-	-	-	-	-	-	-	-	DAL
15/	11/11	@DET	-	-	-	-	-	-	-	-	-	-	-	-	DAL
16/	11/13	PHI	-	-	-	-	-	-	-	-	-	-	-	-	DAL
17/	11/15	BUF	-	-	-	-	-	-	-	-	-	-	-	-	DAL
18/1	11/18	MIN	0	0	0	0	22	21:02	-	-	1	6	1	E	1ST PENGUINS GAME
19/2	11/20	@ATL	0	0	0	4	23	21:41	-	-	3	0	0	2	
20/3	11/22	VAN	0	0	0	0	25	26:17	-	-	0	3	3	E	
21/4	11/26	@NYI	0	0	0	2	22	21:43	-	-	3	1	1	E	
22/5	11/28	@BUF	0	0	0	0	7	04:27	-	-	1	1	0	E	
23/	11/29	NJ	-	-	-	-	-	-	-	-	-	-	-	-	INJ
24/	12/3	@NYR	-	-	-	-	-	-	-	-	-	-	-	-	INJ
25/	12/4	@CAR	-	-	-	-	-	-	-	-	-	-	-	-	INJ
26/	12/6	@OTT	-	-	-	-	-	-	-	-	-	-	-	-	INJ
27/	12/8	BUF	-	-	-	-	-	-	-	-	-	-	-	-	INJ
28/	12/10	@NJ	-	-	-	-	-	-	-	-	-	-	-	-	INJ
29/6	12/11	NYI	1	0	1	2	23	18:08	-	-	2	3	1	1	1ST PENGUINS GOAL
30/7	12/13	PHI	0	0	0	2	21	22:17	-	-	0	3	2	E	
31/8	12/18	@ATL	1	0	1	0	22	19:17	-	-	1	1	1	1	
32/9	12/20	TOR	0	0	0	0	23	21:37	-	-	0	3	4	1	
33/10	12/22	@BUF	0	0	0	4	26	20:42	-	-	0	1	2	1	
34/11	12/23	TB	0	0	0	2	24	19:58	-	-	0	5	1	-1	
35/12	12/26	NJ	0	0	0	0	20	18:23	-	-	2	1	0	E	
36/13	12/27	MTL	0	0	0	0	17	18:11	-	-	1	4	2	E	
37/14	12/30	BOS	0	0	0	0	16	15:48	-	-	1	2	1	1	
38/	1/1	@BOS	-	-	-	-	-	-	-	-	-	-	-	-	INJ
39/	1/3	FLA	-	-	-	-	-	-	-	-	-	-	-	-	INJ
40/15	1/5	@NYR	0	0	0	0	18	15:28	-	-	1	1	3	E	
41/16	1/6	ATL	0	0	0	0	19	21:56	-	-	0	2	2	E	
Half- Season Totals			2	0	2	16	328	19:11	0	0	16	37	24	6	

43 PHILIPPE BOUCHER • D

GAME # TEAM/ PLAYER	DATE	OPP.	G	A	P	PIM	SHIFTS	TOI	F/O WON	F/O LOST	SHOTS	B/S	Hits	+/-	REMARKS
42/17	1/8	@ NSH	0	0	0	0	23	18:04	-	-	4	2	2	-1	
43/18	1/10	@ COL	0	0	0	0	23	19:11	-	-	2	1	3	-2	
44/	1/13	@ PHI	-	-	-	-	-	-	-	-	-	-	-	-	DND
45/	1/14	WSH	-	-	-	-	-	-	-	-	-	-	-	-	DND
46/19	1/16	ANA	0	0	0	2	26	22:40	-	-	1	2	6	E	
47/20	1/18	NYR	0	0	0	2	20	18:40	-	-	2	1	2	1	
48/21	1/20	CAR	0	1	PP	1	0	20:30	-	-	3	2	2	-1	
49/22	1/28	NYR	0	1	1	0	22	17:15	-	-	2	0	2	2	
50/23	1/30	NJ	0	0	0	0	22	15:38	-	-	0	2	1	1	
51/	1/31	@ TOR	-	-	-	-	-	-	-	-	-	-	-	-	INJ
52/	2/3	@ MTL	-	-	-	-	-	-	-	-	-	-	-	-	INJ
53/	2/4	TB	-	-	-	-	-	-	-	-	-	-	-	-	INJ
54/	2/6	CBJ	-	-	-	-	-	-	-	-	-	-	-	-	INJ
55/	2/8	DET	-	-	-	-	-	-	-	-	-	-	-	-	INJ
56/	2/11	SJ	-	-	-	-	-	-	-	-	-	-	-	-	INJ
57/	2/14	@ TOR	-	-	-	-	-	-	-	-	-	-	-	-	INJ
58/	2/16	NYI	-	-	-	-	-	-	-	-	-	-	-	-	INJ
59/	2/19	MTL	-	-	-	-	-	-	-	-	-	-	-	-	INJ
60/	2/21	@ PHI	-	-	-	-	-	-	-	-	-	-	-	-	INJ
61/	2/22	@ WSH	-	-	-	-	-	-	-	-	-	-	-	-	INJ
62/	2/25	NYI	-	-	-	-	-	-	-	-	-	-	-	-	INJ
63/	2/27	@ CHI	-	-	-	-	-	-	-	-	-	-	-	-	INJ
64/	3/1	@ DAL	-	-	-	-	-	-	-	-	-	-	-	-	INJ
65/	3/3	@ TB	-	-	-	-	-	-	-	-	-	-	-	-	INJ
66/	3/5	@ FLA	-	-	-	-	-	-	-	-	-	-	-	-	INJ
67/	3/8	@ WSH	-	-	-	-	-	-	-	-	-	-	-	-	INJ
68/	3/10	FLA	-	-	-	-	-	-	-	-	-	-	-	-	INJ
69/	3/12	@ CBJ	-	-	-	-	-	-	-	-	-	-	-	-	INJ
70/	3/14	OTT	-	-	-	-	-	-	-	-	-	-	-	-	INJ
71/	3/15	BOS	-	-	-	-	-	-	-	-	-	-	-	-	INJ
72/	3/17	ATL	-	-	-	-	-	-	-	-	-	-	-	-	INJ
73/	3/20	LA	-	-	-	-	-	-	-	-	-	-	-	-	DND
74/	3/22	PHI	-	-	-	-	-	-	-	-	-	-	-	-	DND
75/	3/25	CAL	-	-	-	-	-	-	-	-	-	-	-	-	DND
76/	3/28	NYR	-	-	-	-	-	-	-	-	-	-	-	-	DND
77/	4/1	NJ	-	-	-	-	-	-	-	-	-	-	-	-	DND
78/	4/4	@ CAR	-	-	-	-	-	-	-	-	-	-	-	-	DND
79/	4/5	@ FLA	-	-	-	-	-	-	-	-	-	-	-	-	DND
80/	4/7	@ TB	-	-	-	-	-	-	-	-	-	-	-	-	DND
81/24	4/9	NYI	1	1	2	4	25	18:16	-	-	3	4	3	3	300TH POINT
82/25	4/11	@ MTL	0	0	0	0	23	19:47	-	-	4	5	5	1	
Second- Half Totals			1	3	4	8	204	18:53	0	0	21	19	26	4	
Final Totals			3	3	6	24	532	19:05	0	0	37	56	50	10	

MATT COOKE • 24



Position: LW
Ht: 5-11
DOB: 9/7/78
Acquired: Signed as a free agent on July 5, 2008.

Shoots: Left
Wt: 205
Birthplace: Belleville, ON



2008-09: Recorded 13 goals, 31 points and 101 penalty minutes in his first season with the Penguins ... Physical forward finished fifth in the NHL with 262 hits ... Surpassed the 30-point mark for the fourth time in his career, and the 10-goal plateau for the seventh time ... Recorded a career-high five-game scoring streak (Nov. 8 - 18), totaling six points in that span (2+4) ... Tied a single-game career high with two goals, including the game-winner, Jan. 16 vs. Anaheim ... Tied a single-game career high with two assists Dec. 11 vs. NY Islanders and Nov. 11 at Detroit ... Notched his first point (assist) as a Penguin Oct. 14 vs. Philadelphia and first goal for Pittsburgh Nov. 13 vs. Philadelphia ... Played his 600th career game Nov. 26 at NY Islanders

NHL CAREER: Feisty, energetic player has compiled 99 goals, 142 assists, 241 points, 753 penalty minutes and a plus-19 rating during his 10 NHL seasons with Vancouver, Washington and Pittsburgh ... Reached double digits in goals and recorded 20-plus points seven times during his career, and has topped the 30-point barrier four times ... Posted career highs in goals (15), assists (27), points (42) and plus-minus rating (+21) during 2002-03 campaign ... Has played in 39 career playoff games, totaling 12 points (8+4) ... Broke into league with Vancouver in 1999-2000 and spent first eight-plus seasons of NHL career

with Canucks before being traded to Washington at 2008 trade deadline ... Had seven points (3+4) with 27 penalty minutes and plus-5 rating in 17 games with Washington ... Has played 39 career playoff games.

INTERNATIONAL: Represented Canada at 2004 World Championships, recording two goals and four points in nine games ... Played for Canada at 1998 World Junior Championships, tallying two points (1+1) in six games.

JUNIOR: Played four seasons in Ontario Hockey League for Windsor and Kingston from 1995-98 ... Had 45 goals and 95 points in 65 games for Kingston in 1996-97 ... OHL career point total was 168 (75+93) in 174 games.

PERSONAL: Lists Top Gun as his favorite movie and Law and Order as his favorite television show ... He and his wife, Michelle, have three children, Gabby, Reece and Jackson ... They sponsor the Cooke Foundation of Hope, which brings children to hockey games who may not otherwise have the opportunity to attend ... Signed through 2009-10.

CAREER VS. NHL

	GP	G	A	PTS	PIM
ANA	29	7	5	12	36
ATL	13	2	4	6	19
BOS	15	4	5	9	35
BUF	14	1	6	7	14
CGY	42	1	10	11	34
CAR	10	1	0	1	14
CHI	31	5	8	13	44
COL	41	5	7	12	39
CBJ	26	5	7	12	30
DAL	30	2	6	8	52
DET	33	7	9	16	20
EDM	46	8	6	14	40
FLA	14	1	4	5	6
LAK	30	4	4	8	36
MIN	40	7	11	18	65
MON	13	3	1	4	12
NSH	32	2	15	17	30
NJD	12	2	1	3	16
NYI	12	2	5	7	4
NYR	10	3	1	4	12
OTT	13	1	2	3	8
PHI	16	6	2	8	18
PHX	27	3	6	9	22
PIT	8	2	0	2	7
SJS	31	6	4	10	39
STL	27	4	5	9	29
TBL	12	2	2	4	6
TOR	20	2	4	6	43
VAN	1	0	0	0	15
WSH	11	1	2	3	8
Totals	659	99	142	241	753

CAREER HIGHS

Goals: 2 (7 times), 1/16/09 vs. ANA

Assists: 2 (14 times), 12/11/08 vs. NYI

Points: 3 (4 times), 3/3/08 vs. BOS (1G-2A)

SOG: 7 (1 time), 3/2/06 at NSH

PIM: 20 (1 time), 2/19/04 at MIN



CAREER STATISTICS

YEAR	TEAM	LEAGUE	REGULAR SEASON										PLAYOFFS				
			GP	G	A	PTS	PIM	+/-	PP	SH	GW	S	GP	G	A	PTS	PIM
1994-95	Wellington	MTJHL	46	9	23	32	62	--	--	--	--	--	--	--	--	--	--
1995-96	Windsor	OHL	61	8	11	19	102	--	--	--	--	--	7	1	3	4	6
1996-97	Windsor	OHL	65	45	50	95	146	--	--	--	--	--	5	5	5	10	10
1997-98	Windsor	OHL	23	14	19	33	50	1	4	3	0	--	12	8	8	16	20
	Canada	WJC	6	1	1	2	6	--	--	--	--	--	--	--	--	--	--
1997-98	Kingston	OHL	25	8	13	21	49	-6	0	1	1	--	--	--	--	--	--
1998-99	Vancouver	NHL	30	0	2	2	27	-12	0	0	0	22	--	--	--	--	--
	Syracuse	AHL	37	15	18	33	119	-28	8	0	3	98	--	--	--	--	--
1999-00	Vancouver	NHL	51	5	7	12	39	3	0	1	1	58	--	--	--	--	--
	Syracuse	AHL	18	5	8	13	27	2	1	0	0	52	--	--	--	--	--
2000-01	Vancouver	NHL	81	14	13	27	94	5	0	2	0	121	4	0	0	0	4
2001-02	Vancouver	NHL	82	13	20	33	111	4	1	0	2	103	6	3	2	5	0
2002-03	Vancouver	NHL	82	15	27	42	82	21	1	4	0	118	14	2	1	3	12
2003-04	Vancouver	NHL	53	11	12	23	73	5	1	1	4	79	7	3	1	4	12
	Canada	WC	9	2	2	4	8	--	--	--	--	--	--	--	--	--	--
2004-05	Did Not Play																
2005-06	Vancouver	NHL	45	8	10	18	71	-8	0	0	2	67	--	--	--	--	--
2006-07	Vancouver	NHL	81	10	20	0	30	64	1	0	3	133	1	0	0	0	2
2007-08	Vancouver	NHL	61	7	9	-4	16	64	0	0	1	68	--	--	--	--	--
	Washington	NHL	17	3	4	5	7	27	0	1	0	18	7	0	0	0	4
2008-09	Pittsburgh	NHL	76	13	18	31	101	0	0	0	1	86	--	--	--	--	--
	NHL TOTALS		659	99	142	241	753	19	4	9	14	873	39	8	4	12	34
	PITTSBURGH TOTALS		76	13	18	31	101	0	0	0	1	86	--	--	--	--	--


24 MATT COOKE • LW

GAME # TEAM/ PLAYER	DATE	OPP.	G	A	P	PIM	SHIFTS	TOI	F/O WON	F/O LOST	SHOTS	B/S	Hits	+/-	REMARKS
1/1	10/4	@ OTT	0	0	0	0	22	15:16	-	-	0	0	7	-1	
2/2	10/5	OTT	0	0	0	0	18	11:01	-	-	0	0	8	-1	
3/3	10/11	NJ	0	0	0	0	14	11:08	-	-	0	0	1	-1	
4/4	10/14	PHI	0	1	1	2	16	08:35	-	-	2	0	1	1	1ST PENGUINS POINT
5/	10/16	WSH	-	-	-	-	-	-	-	-	-	-	-	-	INJ
6/	10/18	TOR	-	-	-	-	-	-	-	-	-	-	-	-	INJ
7/	10/20	@ BOS	-	-	-	-	-	-	-	-	-	-	-	-	INJ
8/	10/23	CAR	-	-	-	-	-	-	-	-	-	-	-	-	INJ
9/5	10/25	@ NYR	0	0	0	2	12	07:49	-	-	0	0	0	E	
10/6	10/28	@ SJ	0	0	0	2	15	12:36	-	-	1	0	5	E	
11/7	10/30	@ PHX	0	0	0	0	19	13:22	0	1	1	1	1	E	
12/8	11/1	@ STL	0	1	1	0	18	12:47	0	0	0	3	5	E	
13/9	11/6	EDM	0	0	0	2	16	11:21	-	-	1	0	6	-2	
14/10	11/8	@ NYI	0	1	1	0	17	11:53	1	0	0	0	4	2	
15/11	11/11	@ DET	0	2	2	0	17	11:22	0	1	0	0	6	1	
16/12	11/13	PHI	1	0	1	0	15	11:43	-	-	1	1	1	1	1ST PENGUINS GOAL
17/13	11/15	BUF	0	1	1	2	22	15:06	0	1	0	0	6	1	
18/14	11/18	MIN	1	0	1	0	20	15:30	-	-	2	0	5	E	5-GAME PT STRK
19/15	11/20	@ ATL	0	0	0	0	17	11:53	-	-	1	0	3	1	
20/16	11/22	VAN	0	0	0	15	1	00:25	-	-	0	0	1	E	
21/17	11/26	@ NYI	0	0	0	0	23	17:42	-	-	2	0	2	E	600TH GAME
22/18	11/28	@ BUF	0	1	1	0	21	16:47	-	-	2	0	3	E	
23/19	11/29	NJ	0	0	0	2	19	13:37	-	-	1	0	2	E	
24/20	12/3	@ NYR	0	1	1	0	25	18:21	-	-	1	0	4	E	
25/21	12/4	@ CAR	0	0	0	0	21	13:45	1	0	0	0	3	-1	
26/22	12/6	@ OTT	0	0	0	0	18	11:55	-	-	1	0	5	-2	
27/23	12/8	BUF	0	0	0	0	16	12:18	-	-	0	0	5	-1	
28/24	12/10	@ NJ	1	0	1	0	16	14:16	-	-	1	2	2	1	
29/25	12/11	NYI	0	2	1PP	2	2	16:00	-	-	1	0	2	2	
30/26	12/13	PHI	0	0	0	4	18	13:05	-	-	2	0	4	-1	
31/27	12/18	@ ATL	1	0	1	2	25	17:07	0	1	1	1	4	E	
32/28	12/20	TOR	0	0	0	2	18	14:17	-	-	2	0	9	-1	
33/29	12/22	@ BUF	0	0	0	0	22	15:31	0	1	0	0	4	-2	
34/30	12/23	TB	0	0	0	0	17	12:09	-	-	0	4	1	E	
35/31	12/26	NJ	0	0	0	10	18	13:14	-	-	0	0	1	E	
36/32	12/27	MTL	0	0	0	0	18	14:59	0	1	0	0	3	-1	
37/33	12/30	BOS	0	0	0	2	22	15:29	-	-	1	0	8	-1	
38/34	1/1	@ BOS	0	0	0	4	12	07:19	-	-	0	0	2	-1	
39/35	1/3	FLA	0	0	0	0	20	15:38	-	-	2	2	6	-1	
40/36	1/5	@ NYR	0	0	0	4	15	14:23	-	-	2	0	8	E	
41/37	1/6	ATL	0	0	0	0	21	17:46	1	1	0	0	1	E	
Half- Season Totals			4	10	14	57	665	13:10	3	7	28	14	139	-7	

24 MATT COOKE • LW

GAME # TEAM/ PLAYER	DATE	OPP.	G	A	P	PIM	SHIFTS	TOI	F/O WON	F/O LOST	SHOTS	B/S	Hits	+/-	REMARKS
42/38	1/8	@ NSH	0	1	1	0	24	14:16	-	-	1	0	3	1	
43/39	1/10	@ COL	0	0	0	2	21	15:10	-	-	0	1	3	-2	
44/40	1/13	@ PHI	1	0	1	0	22	15:35	-	-	3	0	4	1	
45/41	1/14	WSH	0	0	0	2	26	16:45	-	-	1	0	3	-2	
46/42	1/16	ANA	2	0	2	0	25	20:17	1	0	4	0	6	2	GWG
47/43	1/18	NYR	0	0	0	0	18	13:46	-	-	1	1	1	E	
48/44	1/20	CAR	0	0	0	2	17	15:00	0	1	2	0	2	E	
49/	1/28	NYR	-	-	-	-	-	-	-	-	-	-	-	-	SUS
50/	1/30	NJ	-	-	-	-	-	-	-	-	-	-	-	-	SUS
51/45	1/31	@ TOR	0	1	1	4	18	15:13	-	-	2	0	3	1	
52/46	2/3	@ MTL	0	0	0	0	19	14:41	-	-	0	1	3	E	
53/47	2/4	TB	0	0	0	0	20	18:24	-	-	3	0	2	E	
54/48	2/6	CBJ	0	0	0	2	19	14:52	-	-	0	0	6	1	
55/49	2/8	DET	0	0	0	0	17	12:48	-	-	2	0	3	E	
56/50	2/11	SJ	0	0	0	0	20	14:21	-	-	1	0	6	-1	
57/51	2/14	@ TOR	1	0	1	0	20	13:06	-	-	1	1	2	E	
58/52	2/16	NYI	0	0	0	0	20	14:37	1	0	0	0	4	-1	
59/53	2/19	MTL	0	1	1	0	23	16:26	-	-	1	1	6	-1	
60/54	2/21	@ PHI	0	0	0	0	25	18:27	-	-	1	0	5	-1	
61/55	2/22	@ WSH	0	0	0	0	16	13:09	-	-	1	2	4	E	
62/56	2/25	NYI	0	0	0	0	19	17:18	-	-	2	1	5	E	
63/57	2/27	@ CHI	0	1	1	2	24	15:43	1	0	2	1	2	1	
64/58	3/1	@ DAL	0	0	0	0	17	14:24	-	-	0	2	3	E	
65/59	3/3	@ TB	1	0	1	0	18	14:15	-	-	2	0	3	1	
66/60	3/5	@ FLA	0	1	1	0	19	15:24	-	-	2	1	2	1	
67/61	3/8	@ WSH	0	0	0	2	18	13:14	1	0	0	1	5	E	
68/62	3/10	FLA	0	1	1	0	18	13:06	-	-	2	1	1	E	
69/63	3/12	@ CBJ	0	0	0	2	19	17:07	-	-	4	0	3	E	
70/64	3/14	OTT	0	1	1	0	23	16:18	1	0	0	2	3	E	
71/65	3/15	BOS	0	0	0	2	18	15:43	-	-	1	0	4	-1	
72/66	3/17	ATL	0	0	0	4	20	15:16	0	1	3	0	3	1	
73/67	3/20	LA	0	1	1	12	15	10:03	-	-	0	0	3	1	
74/68	3/22	PHI	0	0	0	2	19	14:52	-	-	1	0	1	E	
75/69	3/25	CAL	0	0	0	0	17	13:43	-	-	1	1	3	E	
76/70	3/28	NYR	1	0	1	2	14	12:45	-	-	2	2	4	1	
77/71	4/1	NJ	1	0	1	0	21	18:40	1	0	2	2	2	1	
78/72	4/4	@ CAR	0	0	0	2	20	15:42	-	-	0	0	2	-1	
79/73	4/5	@ FLA	0	0	0	0	15	11:37	-	-	0	1	1	-1	
80/74	4/7	@ TB	1	0	1	2	20	15:17	-	-	2	1	1	2	
81/75	4/9	NYI	1	0	1	0	21	19:41	0	1	6	0	2	2	
82/76	4/11	@ MTL	0	0	0	0	19	15:29	-	-	2	0	4	1	
Second- Half Totals			9	8	17	44	764	15:12	5	3	58	23	123	7	
Final Totals			13	18	31	101	1429	14:13	8	10	86	37	262	E	

SIDNEY CROSBY • 87

**Position:** C**Ht:** 5-11**DOB:** 8/7/87**Acquired:** Drafted by Penguins in the first round (1st overall) of the 2005 Entry Draft.**Shoots:** Left**Wt:** 200**Birthplace:** Cole Harbour, NS

2008-09: Finished third in NHL in scoring with 103 points (33+70) ... Broke 100-point and 30-goal barrier for third time in his four-year career (only season he didn't was last year when he missed 28 games to injury) ... Was second in league in assists (70) and fourth in even-strength points (62) ... Led NHL in power-play assists (33) and was third in points per game (1.34) ... Came through late in the season to help Penguins climb from the 10th spot in the Eastern Conference to clinch a postseason berth with a point in 16 straight games (Feb. 16 - 22; March 5 - April 1; missed five games to injury during the stretch) for 27 points (9+18) ... During the impressive run, recorded a season-long 12-game scoring streak (7+13) with 20 points (March 5 to April 1) ... Also posted six- and seven-game scoring streaks during the season ... Placed sixth in NHL history with 344 points, one point behind hall-of-famer Mike Bossy, at the 250th game of his career, Dec. 30 vs. Boston ... Set three career milestones Oct. 18 vs. Toronto with 100th goal, 200th assist and 300th point ... Tallied five four-point games, including a four-assist performance Dec. 4 at Carolina ... Named NHL's Player of the Week for week of Nov. 24-30 after totaling nine points (6+3) in three games ... Named NHL's "Third Star" for week of March 9 - 15 after posting two goals, six assists and eight points in four games ... Recorded his first hat trick in Pittsburgh (second career) with three goals Nov. 29 vs. New Jersey ... Tallied 350th career point Jan. 13 at Philadelphia ... Tallied his 250th career assist Feb. 21 at Philadelphia ... Led NHL in All-Star voting for third consecutive season, setting a league record with 1,713,021 votes (1,020,736, Jaromir Jagr, 2000) ... Rated as *Hockey News* No. 1 "100 People of Power and Influence" in the hockey world.

NHL CAREER: Young phenom amassed 132 goals and 265 assists for 397 points in 290 games over first four NHL seasons ... Posted 100-plus points, 30-plus goals and 60-plus assists three times ... Penguins young captain led club to Stanley Cup Final in 2007-08 season and tied

for the NHL playoff scoring lead with 27 points (6+21) in 20 games - Detroit's Henrik Zetterberg had 27 (13+14) in 22 games ... Led all playoff scorers in assists (21) ... Had multiple points in 11 of 20 playoff games ... Battled back from high ankle sprain that sidelined him for 28 games during regular season ... Was tied for NHL regular season scoring lead with Vincent Lecavalier (63 points) and led league in assists (43) when he suffered high ankle sprain Jan. 18 vs. Tampa Bay ... Points-per-game average of 1.36 was virtually the same as league scoring champion Alex Ovechkin of Washington (1.37) ... Recorded a career-high 19-game point streak (11+19) from Oct. 6 to Nov. 17 - longest point streak in NHL in 2007-08 ... Became youngest player in NHL history to reach 200 career points (19 years, 207 days) with a goal March 2, 2007 vs. Carolina ... Became youngest captain in NHL history on May 31, 2007 at 19 years, nine months - previous youngest was Vincent Lecavalier of Tampa Bay (19 years, 10 months) ... Won the Art Ross Trophy as league scoring champion, Hart Trophy as MVP and Lester B. Pearson Award as outstanding player voted by his peers in 2006-07 at 19-years old ... Became youngest league scoring champion in league history, scoring 120 points (36+84), and youngest recipient of Pearson Award ... Second youngest to ever win Hart Trophy as MVP (Wayne Gretzky) ... Set personal high with 10 points (2+8) in a two-game span vs. Philadelphia and NY Islanders, Dec. 13 and 15 in 2006 ... As 18-year-old rookie in 2005-06 became youngest player in NHL history to reach 100 points (18 years, 253 days), surpassing Hall of Famer Dale Hawerchuk's record by 101 days ... Scored 102 points to surpass Mario Lemieux's team rookie record of 100 points ... Finished fifth in NHL scoring ... Led NHL rookies with 63 assists and finished second to Ovechkin (106) in rookie scoring.

INTERNATIONAL: Became youngest player ever to lead World Championships in scoring by posting 16 points in nine games (8+8) for Team Canada in 2006 ... Named top forward at 2006

CAREER VS. NHL

	GP	G	A	PTS	PIM
ANA	2	0	2	2	0
ATL	14	7	14	21	22
BOS	13	4	17	21	13
BUF	14	7	10	17	6
CGY	3	1	1	2	2
CAR	14	5	12	17	14
CHI	2	0	2	2	2
COL	3	3	2	5	6
CBJ	4	1	5	6	8
DAL	2	2	2	4	2
DET	4	1	3	4	6
EDM	3	0	4	4	0
FLA	15	7	11	18	38
LAK	2	1	4	5	0
MIN	3	1	3	4	2
MON	14	7	12	19	14
NSH	3	0	5	5	4
NJD	26	16	16	32	36
NYI	25	12	32	44	20
NYR	28	12	23	35	20
OTT	13	2	8	10	14
PHI	26	20	26	46	24
PHX	3	1	4	5	0
PIT	-	-	-	-	-
SJS	3	0	1	1	4
STL	3	0	3	3	0
TBL	14	5	8	13	8
TOR	16	8	17	25	8
VAN	3	1	0	1	6
WSH	15	8	18	26	6
Totals	290	132	265	397	285

CAREER HIGHS

Goals: 3 (2 times), 11/29/08 vs. NJ**Assists:** 5 (1 time), 12/13/06 vs. PHI**Points:** 6 (1 time), 12/13/06 vs. PHI (1G-5A)**PIM:** 21 (1 time), 1/3/09 vs. FLA**SOG:** 9 (2 times), 12/13/07 vs. OTT**Hat tricks:** 2, 11/29/08 vs. NJ (3G)



World Championships ... As a junior star represented Canada at World Junior Championships in 2004 and 2005 ... In 2004 tournament, became youngest player to score a goal for Team Canada (16 years, four months, 24 days) ... Was only Canadian player younger than 18 ... Recorded five points in six games (2+3) as Canada won silver medal ... At 2005 World Junior Championships helped lead Canada to gold with nine points in six games (6+3).

JUNIOR: Two-time Canadian Hockey League Player of the Year and scoring champion (2003-04 and 2004-05) with Rimouski Oceanic of Quebec Major Junior Hockey League ... Named CHL Rookie of the Year in 2003-04 ... Recorded 135 points in 59 games as a 16-year-old in 2003-04 and 168 points in 66 games as a 17-year-old in 2004-05 ... His 135 points in 2003-04 were second-most by a 16-year-old in CHL history behind Wayne Gretzky (182, Sault Ste. Marie, 1977-78) ... Had 66 goals in 68 games in 2004-05, leading Rimouski to QMJHL title and berth in Memorial Cup Final ... Finished two-

year CHL career with 2.51 points-per-game, second-highest in CHL history behind Mario Lemieux (2.81) ... In 2004-05, averaged 2.71 points per game, second-highest single season average in CHL history behind Lemieux (4.03 with Laval in 1983-84) ... Third Penguins player drafted first overall (Mario Lemieux 1984; Marc-Andre Fleury 2003).

PERSONAL: Nickname – “Sid” ... Lists Steve Yzerman as hockey idol ... Favorites include: vacation spot – anywhere with a nice beach or pool; food – Chinese; bands – 3 Doors Down, Three Days Grace and Tim McGraw ... Favorite sport other than hockey is football ... Father Troy was a goaltender for Verdun of QMJHL and was drafted by Montreal Canadiens in 1984 ... Spent first four NHL seasons living with Mario Lemieux and family ... Signed through 2012-13.

CAREER STATISTICS

YEAR	TEAM	LEAGUE	REGULAR SEASON										PLAYOFFS				
			GP	G	A	PTS	PIM	+/-	PP	SH	GW	S	GP	G	A	PTS	PIM
2002-03	Shattuck	USHS	57	72	90	162	--	--	--	--	--	--	--	--	--	--	--
2003-04	Rimouski	QMJHL	59	54	81	135	74	--	--	--	--	--	9	7	9	16	13
	Canada	WJC	6	2	3	5	4	--	--	--	--	--	--	--	--	--	--
2004-05	Rimouski	QMJHL	62	66	102	168	84	--	--	--	--	--	13	14	17	31	16
	Rimouski	M. Cup	--	--	--	--	--	--	--	--	--	--	5	6	5	11	6
	Canada	WJC	6	6	3	9	4	--	--	--	--	--	--	--	--	--	--
2005-06	PITTSBURGH	NHL	81	39	63	102	110	-1	16	0	5	278	--	--	--	--	--
	Canada	WC	9	8	8	8	16	10	7	2	0	1	25	--	--	--	--
2006-07	PITTSBURGH	NHL	79	36	84	120*	60	10	13	0	4	250	5	3	2	5	4
2007-08	PITTSBURGH	NHL	53	24	48	72	39	18	6	0	4	173	20	6	21*	27*	12
2008-09	PITTSBURGH	NHL	77	33	70	103	76	3	7	0	3	238	--	--	--	--	--
PIT/NHL TOTALS			290	132	265	397	285	30	42	0	16	939	25	9	23	32	16

*NHL LEADER

87 SIDNEY CROSBY • C

GAME # TEAM/ PLAYER	DATE	OPP.	G	A	P	PIM	SHIFTS	TOI	F/O WON	F/O LOST	SHOTS	B/S	Hits	+/-	REMARKS
1/1	10/4	@ OTT	0	1	1	0	27	24:53	15	9	5	0	3	1	
2/2	10/5	OTT	0	1	PP	1	0	26:31	12	12	6	1	2	E	
3/3	10/11	NJ	0	0		2	24	22:56	7	11	2	4	3	E	
4/4	10/14	PHI	0	0		2	26	23:03	12	5	1	0	2	E	
5/5	10/16	WSH	0	2	2PP	2	0	22:07	11	12	5	0	0	-3	
6/6	10/18	TOR	1	3	2PP	4	0	17:57	16	6	1	0	0	2	100TH G, 200TH A, 300TH P
7/7	10/20	@ BOS	0	1		4	28	23:02	9	11	6	0	1	1	
8/8	10/23	CAR	1	PP	1	2	2	20:46	9	12	6	1	3	1	
9/9	10/25	@ NYR	1	0		1	0	22:07	7	7	4	0	0	E	
10/10	10/28	@ SJ	0	1		1	2	22:25	4	16	0	0	0	E	
11/11	10/30	@ PHX	0	0		0	0	15:56	7	8	1	0	0	-1	
12/12	11/1	@ STL	0	2	1PP	2	0	22:42	10	9	3	0	0	2	
13/13	11/6	EDM	0	1		1	0	22:52	15	10	7	0	1	2	
14/14	11/8	@ NYI	0	0		0	0	24:14	9	16	3	0	0	-2	
15/15	11/11	@ DET	1	2	1PP	3	2	24:10	9	10	6	0	0	2	
16/16	11/13	PHI	2	1PP	0	2	2	24:34	15	12	6	1	6	-1	
17/17	11/15	BUF	0	1	PP	1	0	21:54	9	11	1	0	3	-1	
18/18	11/18	MIN	0	0		0	0	24:02	12	9	1	0	1	E	
19/19	11/20	@ ATL	1	2	1PP	3	0	24:13	9	9	6	0	0	2	
20/20	11/22	VAN	0	0		0	0	23:17	9	11	1	0	0	-2	
21/21	11/26	@ NYI	1	2		3	0	24:39	12	16	5	0	2	4	
22/22	11/28	@ BUF	2	0		2	0	24:29	14	16	5	0	1	1	
23/23	11/29	NJ	3	1	PP	4	2	20:14	6	8	6	1	0	3	2ND CAREER HAT TRICK
24/24	12/3	@ NYR	0	1		1	0	22:49	5	11	2	0	2	E	
25/25	12/4	@ CAR	0	4	2PP	4	2	22:06	9	17	2	4	0	2	
26/26	12/6	@ OTT	0	1	PP	1	2	25:40	7	14	0	0	1	E	
27/27	12/8	BUF	0	1	PP	1	0	27:34	14	10	4	0	1	-2	
28/28	12/10	@ NJ	0	0		0	4	18:53	9	5	2	0	0	-2	
29/29	12/11	NYI	0	3	2PP	3	0	21:33	14	9	5	0	1	2	
30/30	12/13	PHI	0	0		0	0	21:37	12	6	4	1	1	-1	
31/31	12/18	@ ATL	0	2	1PP	2	2	20:57	7	11	0	1	0	-1	
32/32	12/20	TOR	0	0		0	2	18:20	6	13	1	0	0	E	
33/33	12/22	@ BUF	1	0		1	0	19:56	16	7	2	0	0	1	GWG
34/34	12/23	TB	0	0		0	0	24:28	9	11	0	0	1	E	
35/35	12/26	NJ	0	0		0	0	20:41	4	8	0	0	0	E	
36/36	12/27	MTL	1	1		2	0	24:34	15	8	6	1	2	E	
37/37	12/30	BOS	0	1		1	0	20:32	9	10	3	0	0	-1	
38/38	1/1	@ BOS	0	0		0	0	24:09	12	16	2	2	3	-2	
39/39	1/3	FLA	0	0		0	21	12:01	7	7	0	0	1	-1	
40/40	1/5	@ NYR	0	0		0	4	21:33	13	9	5	2	0	-1	
41/41	1/6	ATL	1	1PP	0	1	4	20:54	13	10	8	0	1	E	
Half- Season Totals			16	35		51	59	989	22:14	419	428	133	19	42	5


87 SIDNEY CROSBY • C

GAME # TEAM/ PLAYER	DATE	OPP.	G	A	P	PIM	SHIFTS	TOI	F/O WON	F/O LOST	SHOTS	B/S	Hits	+/-	REMARKS
42/42	1/8	@ NSH	0	2	2	0	29	21:50	16	17	0	2	1	-1	
43/43	1/10	@ COL	1	1	PP	2	0	28	22:00	11	15	1	0	0	E
44/44	1/13	@ PHI	0	2		2	0	26	20:10	10	11	2	0	1	1 350TH CAREER POINT
45/45	1/14	WSH	0	2	1PP	2	0	25	22:50	18	6	1	0	0	-1
46/	1/16	ANA	-	-	-	-	-	-	-	-	-	-	-	-	INJ
47/46	1/18	NYR	0	0		0	2	22	20:23	5	10	4	0	1	E
48/47	1/20	CAR	0	1	PP	1	0	26	25:55	12	11	1	2	3	-1
49/48	1/28	NYR	1	3	1PP	4	0	24	20:44	11	9	5	0	2	2
50/49	1/30	NJ	1	1		2	2	24	21:16	8	9	1	1	0	E 250TH NHL GAME
51/50	1/31	@ TOR	1	1		2	0	24	22:29	11	9	4	1	1	1
52/51	2/3	@ MTL	0	0		0	0	24	24:03	11	12	3	1	2	-1
53/52	2/4	TB	0	1	PP	1	0	25	27:06	8	14	4	0	0	-1
54/53	2/6	CBJ	1	2	1PP	3	0	26	19:42	12	9	2	0	2	2
55/54	2/8	DET	0	0		0	2	25	23:21	15	12	1	0	3	-1
56/55	2/11	SJ	0	0		0	0	24	21:54	7	9	3	0	1	E
57/56	2/14	@ TOR	0	0		0	0	22	19:36	11	6	2	0	1	-3
58/57	2/16	NYI	0	1	PP	1	0	29	26:11	17	8	5	0	0	-1
59/58	2/19	MTL	0	1		1	0	23	20:38	12	5	1	0	1	1
60/59	2/21	@ PHI	2	2		4	0	27	21:59	13	7	4	0	2	3 250TH ASSIST/ GWG
61/60	2/22	@ WSH	0	1	PP	1	0	25	27:08	14	11	3	0	1	-2
62/	2/25	NYI	-	-	-	-	-	-	-	-	-	-	-	-	INJ
63/	2/27	@ CHI	-	-	-	-	-	-	-	-	-	-	-	-	INJ
64/	3/1	@ DAL	-	-	-	-	-	-	-	-	-	-	-	-	INJ
65/	3/3	@ TB	-	-	-	-	-	-	-	-	-	-	-	-	INJ
66/61	3/5	@ FLA	1	0		1	0	19	18:17	17	6	4	0	1	E
67/62	3/8	@ WSH	1	1		2	0	27	24:14	13	16	4	1	3	1
68/63	3/10	FLA	1	1		2	0	21	23:37	20	8	3	0	2	2
69/64	3/12	@ CBJ	0	2	1PP	2	0	26	22:33	11	11	5	0	0	E
70/65	3/14	OTT	1	0		1	0	22	21:52	9	7	2	0	0	E
71/66	3/15	BOS	0	3	2PP	3	0	25	23:54	10	19	2	1	0	1
72/67	3/17	ATL	0	2	2PP	2	2	21	19:42	8	6	4	2	0	E
73/68	3/20	LA	1	1	PP	2	0	20	17:33	6	10	4	0	0	1
74/69	3/22	PHI	0	1	PP	1	0	19	22:12	13	11	0	1	3	-1
75/70	3/25	CAL	0	1	PP	1	0	18	17:46	11	6	1	1	1	E
76/71	3/28	NYR	1	0		1	0	21	24:38	11	9	7	0	0	E GWG
77/72	4/1	NJ	1	PP	1	2	2	21	16:21	9	7	3	3	2	2
78/73	4/4	@ CAR	0	0		0	0	25	20:06	13	14	5	5	0	-2
79/74	4/5	@ FLA	0	0		0	7	20	20:02	12	8	3	1	2	-1
80/75	4/7	@ TB	2	2PP	0	2	0	24	20:05	6	13	4	0	0	-4
81/76	4/9	NYI	1	PP	1	2	0	21	16:43	10	8	4	1	0	1
82/77	4/11	@ MTL	0	0		0	0	17	19:22	9	9	3	0	2	E
Second- Half Totals			17	35	52	17	845	21:37	410	358	105	23	38	-2	
Final Totals			33	70	103	76	1834	21:57	829	786	238	42	80	3	

PASCAL DUPUIS • 9

**Position:** RW**Shoots:** Left**Ht:** 6-1**Wt:** 205**DOB:** 4/7/79**Birthplace:** Laval, QC

Acquired: From Atlanta on Feb. 26, 2008, with Marian Hossa for Colby Armstrong, Erik Christensen, Angelo Esposito and a 2008 first-round pick.



2008-09: Scored 12 goals and 28 points in first full season with Penguins ... Recorded first career hat trick Dec. 11 vs. NY Islanders ... Posted his 200th career point with a goal April 5 at Florida ... Notched three assists Feb. 21 at Philadelphia, including 100th assist of his career ... Scored game-winning overtime goal Oct. 14 vs. Philadelphia ... Appeared in his 500th career game March 28 vs. NY Rangers.

NHL CAREER: Speedy veteran winger has played in 505 games during his seven-year career ... Compiled 95 goals, 107 assists and 202 points with stints in Minnesota, Atlanta, NY Rangers and Pittsburgh ... Produced 12 points in 16 games (2+10) after being acquired with Marian Hossa in a Feb. 26, 2008 trade with Atlanta ... Scored a goal in his first game with the Penguins Feb. 28 vs. Boston - has now scored a goal in his first game with all four of his NHL teams (Minnesota, NY Rangers, Atlanta) ... Recorded seven points in 20 playoff games (2+5) with Pittsburgh ... Has scored at least 10 goals in seven straight NHL seasons ... Began career with Minnesota and played parts of six seasons with Wild ... Set career highs with 20 goals, 28 assists, 48 points, plus-17 rating and 44 penalty minutes with Wild in 2002-03.

INTERNATIONAL: Played eight games for HC Ajoie of the Swiss-2 League during NHL lockout in 2004-05, scoring five goals and 10 points.

JUNIOR: Scored 50 goals and 105 points in 61 games for Shawinigan of Quebec Major Junior Hockey League in 1999-2000 ... Played four seasons in QMJHL with Rouyn-Noranda and Shawinigan from 1996-2000, recording 247 career points in 229 games.

PERSONAL: Nickname is "Doops" ... Also played soccer growing up in Quebec province ... Was fan of Michel Goulet and Quebec Nordiques ... Lists Montreal as his favorite road city and the Bell Centre as his favorite road rink ... Other favorites include: vacation spot – Bahamas; food – steak and sushi; movie – Braveheart; sport other than hockey – golf... He is happy to have met Sidney Crosby and says his most memorable moments were during the 2008 Stanley Cup Playoffs ... Reached NHL as undrafted free agent in 2000 ... Pascal and his wife, Carole-Lyne, have two daughters, Maeva and Zoe, and a son, Kody. The family resides in Blainville, Que., in the offseason ... Signed through 2010-11.

CAREER VS. NHL

	GP	G	A	PTS	PIM
ANA	18	0	6	6	8
ATL	10	2	3	5	6
BOS	13	3	4	7	4
BUF	15	2	2	4	4
CGY	25	7	6	13	12
CAR	16	4	0	4	6
CHI	17	3	6	9	10
COL	28	4	8	12	20
CBJ	19	4	3	7	6
DAL	19	4	5	9	2
DET	22	0	4	4	8
EDM	28	7	5	12	10
FLA	16	3	4	7	4
LAK	17	3	4	7	10
MIN	1	0	0	0	0
MON	14	3	4	7	6
NSH	16	2	4	6	14
NJD	17	2	2	4	6
NYI	13	6	3	9	6
NYR	18	4	3	7	8
OTT	15	3	2	5	8
PHI	17	2	6	8	6
PHX	15	5	3	8	14
PIT	8	2	0	2	4
SJS	19	4	1	5	4
STL	16	3	3	6	2
TBL	17	2	7	9	8
TOR	12	3	2	5	6
VAN	28	6	4	10	20
WSH	17	2	3	5	6
Totals	506	95	107	202	228

CAREER HIGHS

Goals: 3 (1 time), 12/11/08 vs. NYI**Assists:** 4 (1 time), 3/25/04 at CHI**Points:** 4 (1 time), 3/25/04 at CHI (0G-4A)**SOG:** 8 (3 times), 12/5/06 vs. CHI**PIM:** 4 (11 times), 3/14/09 vs. OTT**Hat tricks:** 1, 12/11/08 vs. NYI (3G)



CAREER STATISTICS

REGULAR SEASON

PLAYOFFS

YEAR	TEAM	LEAGUE	GP	G	A	PTS	PIM	+/-	PP	SH	GW	S	GP	G	A	PTS	PIM
1996-97	Rouyn-Noranda	QMJHL	44	9	15	24	20	--	--	--	--	--	--	--	--	--	--
1997-98	Rouyn-Noranda	QMJHL	39	9	17	26	36	--	--	--	--	--	--	--	--	--	--
	Shawinigan	QMJHL	28	7	13	20	10	--	--	--	--	--	6	2	0	2	4
1998-99	Shawinigan	QMJHL	57	30	42	72	118	--	--	--	--	--	6	1	8	9	18
1999-00	Shawinigan	QMJHL	61	50	55	105	99	--	--	--	--	--	13	15	7	22	4
2000-01	Minnesota	NHL	4	1	0	1	4	0	1	0	0	8	--	--	--	--	--
	Cleveland	IHL	70	19	24	43	37	--	--	--	--	--	4	0	0	0	0
2001-02	Minnesota	NHL	76	15	12	27	16	-10	3	2	0	154	--	--	--	--	--
2002-03	Minnesota	NHL	80	20	28	48	44	17	6	0	4	183	16	4	4	8	8
2003-04	Minnesota	NHL	59	11	15	26	20	5	2	0	1	127	--	--	--	--	--
2004-05	HC Ajoie	Swiss-2	8	5	5	10	26	--	--	--	--	--	6	6	8	14	8
2005-06	Minnesota	NHL	67	10	16	26	40	-10	4	0	2	151	--	--	--	--	--
2006-07	Minnesota	NHL	48	10	3	13	38	-7	2	2	0	106	--	--	--	--	--
	NY Rangers	NHL	6	1	0	1	0	-4	0	0	0	10	--	--	--	--	--
	Atlanta	NHL	17	3	2	5	4	-6	0	0	1	40	4	1	2	3	4
2007-08	Atlanta	NHL	62	10	5	15	24	-4	0	3	1	111	--	--	--	--	--
	PITTSBURGH	NHL	16	2	10	12	8	4	0	0	0	30	20	2	5	7	18
2008-09	PITTSBURGH	NHL	71	12	16	28	30	0	0	0	2	145	--	--	--	--	--
NHL TOTALS			506	95	107	202	228	-15	18	7	11	1067	40	7	11	18	30
PITTSBURGH TOTALS			87	14	26	40	38	4	0	0	2	175	20	2	5	7	18

9 PASCAL DUPUIS • LW

GAME # TEAM/ PLAYER	DATE	OPP.	G	A	P	PIM	SHIFTS	TOI	F/O WON	F/O LOST	SHOTS	B/S	Hits	+/-	REMARKS
1/1	10/4	@OTT	0	0	0	0	22	14:30	-	-	2	1	1	E	
2/2	10/5	OTT	0	0	0	0	22	14:29	1	-	1	0	0	-1	
3/3	10/11	NJ	0	0	0	2	23	18:04	-	-	0	1	1	E	200th PIM
4/4	10/14	PHI	1	0	1	0	24	16:20	0	0	5	0	2	E	GWG (OT)
5/5	10/16	WSH	0	0	0	0	22	16:24	1	0	0	2	0	-2	
6/6	10/18	TOR	1	0	1	0	23	17:21	-	-	4	0	0	1	
7/7	10/20	@BOS	0	0	0	0	27	21:16	-	-	3	1	3	E	
8/8	10/23	CAR	0	0	0	0	18	14:30	-	-	2	1	1	1	
9/9	10/25	@NYR	0	0	0	0	23	18:54	-	-	2	1	0	E	
10/10	10/28	@SJ	0	0	0	2	21	19:07	-	-	1	1	3	-1	
11/	10/30	@PHX	-	-	-	-	-	-	-	-	-	-	-	-	INJ
12/	11/1	@STL	-	-	-	-	-	-	-	-	-	-	-	-	INJ
13/11	11/6	EDM	0	0	0	0	17	11:59	-	-	0	2	1	1	
14/12	11/8	@NYI	0	0	0	0	14	11:21	-	-	1	0	0	-1	
15/13	11/11	@DET	0	0	0	0	12	07:37	-	-	0	0	0	-1	
16/14	11/13	PHI	0	0	0	0	14	09:46	0	2	1	1	1	E	
17/15	11/15	BUF	0	0	0	0	12	08:52	-	-	0	0	1	-1	
18/16	11/18	MIN	0	0	0	0	16	11:29	-	-	3	0	1	E	
19/17	11/20	@ATL	0	1	1	2	22	17:24	0	2	1	0	0	1	
20/18	11/22	VAN	0	0	0	0	19	13:49	1	1	1	0	2	-1	
21/19	11/26	@NYI	0	1	1	2	17	13:33	-	-	0	1	1	1	
22/20	11/28	@BUF	0	0	0	0	17	11:44	-	-	2	0	1	-1	
23/	11/29	NJ	-	-	-	-	-	-	-	-	-	-	-	-	DND
24/21	12/3	@NYR	0	0	0	0	18	13:30	-	-	1	0	1	-1	
25/22	12/4	@CAR	1	0	1	0	25	18:27	-	-	2	0	0	2	
26/23	12/6	@OTT	0	0	0	0	21	18:11	-	-	1	2	0	-1	
27/24	12/8	BUF	0	0	0	0	18	13:17	-	-	1	1	2	E	
28/25	12/10	@NJ	0	0	0	0	22	14:49	-	-	3	1	0	E	
29/26	12/11	NYI	3	0	3	0	22	16:12	-	-	6	0	1	4	1st career hat trick
30/27	12/13	PHI	0	0	0	2	18	13:49	0	1	1	0	1	-1	
31/28	12/18	@ATL	0	0	0	0	11	07:32	-	-	0	0	1	E	
32/	12/20	TOR	-	-	-	-	-	-	-	-	-	-	-	-	INJ
33/29	12/22	@BUF	1	0	1	0	26	20:32	0	1	1	0	4	1	
34/30	12/23	TB	0	0	0	2	20	17:23	-	-	1	1	1	E	
35/31	12/26	NJ	0	0	0	0	20	16:17	-	-	0	0	0	E	
36/32	12/27	MTL	1	1	2	0	20	17:07	-	-	7	1	2	1	
37/33	12/30	BOS	1	0	1	0	26	20:09	-	-	4	0	1	E	
38/34	1/1	@BOS	0	0	0	2	22	17:16	-	-	5	1	0	-1	
39/35	1/3	FLA	0	0	0	2	24	15:12	-	-	3	1	0	-1	
40/36	1/5	@NYR	0	0	0	0	18	15:03	-	-	3	0	2	E	
41/37	1/6	ATL	0	0	0	0	11	06:53	-	-	0	0	0	E	
Half- Season Totals			9	3	12	16	727	14:52	3	7	68	20	35	-1	

9 PASCAL DUPUIS • LW


GAME # TEAM/ PLAYER	DATE	OPP.	G	A	P	PIM	SHIFTS	TOI	F/O WON	F/O LOST	SHOTS	B/S	Hits	+/-	REMARKS	
42/	1/8	@ NSH	-	-	-	-	-	-	-	-	-	-	-	-	INJ	
43/	1/10	@ COL	-	-	-	-	-	-	-	-	-	-	-	-	INJ	
44/	1/13	@ PHI	-	-	-	-	-	-	-	-	-	-	-	-	INJ	
45/	1/14	WSH	-	-	-	-	-	-	-	-	-	-	-	-	INJ	
46/	1/16	ANA	-	-	-	-	-	-	-	-	-	-	-	-	INJ	
47/	1/18	NYR	-	-	-	-	-	-	-	-	-	-	-	-	INJ	
48/	1/20	CAR	-	-	-	-	-	-	-	-	-	-	-	-	INJ	
49/38	1/28	NYR	0	1	1	2	21	19:47	-	-	3	1	1	1		
50/39	1/30	NJ	0	0	0	0	26	19:56	-	-	4	0	1	1		
51/40	1/31	@ TOR	0	1	1	0	19	14:27	-	-	2	1	0	E		
52/41	2/3	@ MTL	0	0	0	0	20	16:57	-	-	1	1	2	-1		
53/42	2/4	TB	0	1	1	0	19	14:47	-	-	0	1	0	-1		
54/43	2/6	CBJ	0	1	1	0	25	20:16	-	-	5	0	1	1		
55/44	2/8	DET	0	0	0	2	22	17:21	-	-	5	0	1	-2		
56/45	2/11	SJ	0	0	0	0	24	17:47	-	-	2	1	2	E		
57/46	2/14	@ TOR	0	0	0	0	20	13:14	-	-	2	0	1	-5		
58/47	2/16	NYI	0	0	0	0	18	17:01	-	-	3	0	1	-1		
59/48	2/19	MTL	0	0	0	0	19	16:50	-	-	7	0	3	E		
60/49	2/21	@ PHI	0	3	3	2	20	14:24	-	-	3	0	2	3	100TH CAREER ASSIST	
61/ 50	2/22	@ WSH	0	0	0	0	17	11:55	0	1	1	0	3	-1		
62/51	2/25	NYI	0	0	0	0	18	17:24	0	1	0	0	0	E		
63/52	2/27	@ CHI	0	1	1	0	23	16:53	-	-	3	0	1	1		
64/53	3/1	@ DAL	0	0	0	0	19	14:24	-	-	3	0	2	1		
65/54	3/3	@ TB	0	1	1	0	20	14:40	-	-	5	1	2	1		
66/55	3/5	@ FLA	0	0	0	2	14	10:07	-	-	1	1	1	E		
67/56	3/8	@ WSH	0	0	0	0	20	13:56	-	-	1	0	0	-1		
68/57	3/10	FLA	0	0	0	0	13	09:44	-	-	3	0	1	-1		
69/58	3/12	@ CBJ	1	0	1	0	13	10:30	-	-	2	0	2	1		
70/59	3/14	OTT	0	1	1	4	13	07:12	-	-	2	0	1	1		
71/60	3/15	BOS	0	1	1	0	11	09:26	-	-	1	0	0	1		
72/61	3/17	ATL	0	0	0	0	18	13:16	-	-	1	0	0	-1		
73/ 62	3/20	LA	0	0	0	2	13	11:32	0	1	0	0	0	E		
74/63	3/22	PHI	0	0	0	0	12	09:37	-	-	1	0	1	E		
75/64	3/25	CAL	0	0	0	0	16	13:21	0	1	2	0	0	E		
76/65	3/28	NYR	0	0	0	0	12	08:58	0	1	1	2	1	E	500TH NHL GAME	
77/66	4/1	NJ	0	1	1	0	14	09:59	-	-	3	0	1	1		
78/67	4/4	@ CAR	0	0	0	0	12	09:10	-	-	1	0	1	E		
79/68	4/5	@ FLA	1	0	1	0	14	10:43	-	-	2	0	0	1	200TH NHL POINT	
80/69	4/7	@ TB	0	0	0	0	13	10:31	-	-	1	0	1	E		
81/70	4/9	NYI	1	0	1	0	15	10:47	-	-	3	1	0	1		
82/71	4/11	@ MTL	0	1	SH	1	0	18	12:34	-	-	3	0	0	1	
Second- Half Totals			3	13	16	14	591	13:31	0	5	77	10	33	2		
Final Totals			12	16	28	30	1318	14:48	3	12	145	30	68	1		

MARK EATON • 7



Position: D
Ht: 6-2
DOB: 5/6/77
Acquired: Signed by Penguins as a free agent on July 3, 2006.

Shoots: Left
Wt: 212
Birthplace: Wilmington, DE



2008-09: Selected by the Pittsburgh chapter of Professional Hockey Writers Association as the Penguins' nominee for the 2009 Bill Masterton Memorial Trophy, awarded to the NHL player who "best exemplifies the qualities of perseverance, sportsmanship and dedication to hockey" after his successful return following two injury-plagued seasons ... Third on the team with 148 blocked shots ... Tied a career high with four goals to go with his five assists and nine points ... Scored first goal as a Penguin Dec. 3 at NY Rangers while playing in his 400th career game ... Played his 100th game as a Penguin Dec. 30 vs. Boston.

NHL CAREER: Steady defenseman has played in 452 games during nine-year NHL career with stops in Philadelphia, Nashville and Pittsburgh, amassing 20 goals, 42 assists, 62 points, 194 penalty minutes and a plus-14 rating ... Previous two seasons were cut short because of a knee (2007-08) and wrist injury (2006-07) ... Was even or better for 28 of his 36 games in 2007-08 ... Broke into the NHL with Philadelphia in 1999-00 and also played for Nashville before coming to Pittsburgh for 2006-07 season ... Known for his capable defensive play; set career scoring highs with four goals, nine assists and 13 points in 75 games with Nashville in 2003-04.

INTERNATIONAL: Represented U.S. at World Championships in 2001 and 2002 ... Helped Team USA win Deutschland Cup in 2004 ... Participated in 2005 U.S. Olympic Ice Hockey Orientation Camp.

COLLEGE/JUNIOR: Named CCHA Rookie of the Year in only season at University of Notre Dame in 1997-98 ... Played two years of junior hockey for Waterloo of the USHL from 1995-97 ... Was second-team USHL All-Star in 1996-97.

PERSONAL: Native of Delaware ... Was first hockey player to be named Delaware's Athlete of the Year by Delaware Sportswriters and Broadcasters Association in 2000 ... Lists Phoenix as favorite road city and the Pepsi Center as favorite road arena ... Other favorites include: vacation spot – Maui; food – pizza; band – Kenny Chesney; movie – Gladiator ... Golf is favorite sport besides hockey ... He would like to meet Tiger Woods ... Mark spends the offseason in Rhode Island with his wife Dorrie and two daughters, Kylie and Adriana ... Signed through 2009-10.

CAREER VS. NHL

	GP	G	A	PTS	PIM
ANA	16	1	1	2	6
ATL	10	1	1	2	6
BOS	14	1	2	3	6
BUF	8	0	0	0	4
CGY	13	0	3	3	4
CAR	12	0	0	0	4
CHI	25	3	0	3	10
COL	17	0	5	5	6
CBJ	26	1	0	1	16
DAL	22	1	0	1	12
DET	23	2	1	3	14
EDM	13	0	5	5	10
FLA	9	1	0	1	4
LAK	16	0	2	2	8
MIN	18	1	1	2	0
MON	12	0	1	1	6
NSH	3	0	0	0	2
NJD	18	1	1	2	6
NYI	14	0	0	0	2
NYR	22	3	2	5	6
OTT	14	0	2	2	8
PHI	15	1	2	3	4
PHX	20	1	1	2	10
PIT	6	0	0	0	2
SJS	16	0	2	2	4
STL	21	0	2	2	8
TBL	11	1	1	2	0
TOR	13	0	3	3	8
VAN	13	1	3	4	8
WSH	12	0	1	1	10
Totals	452	20	42	62	194

CAREER HIGHS

Goals: 1 (20 times), 4/5/09 at FLA

Assists: 3 (1 time), 10/25/03 vs. COL

Points: 3 (1 time), 10/25/03 vs. COL (0G-3A)

SOG: 6 (1 time), 3/15/03 vs. STL

PIM: 4 (7 times), 3/20/09 vs. LA



CAREER STATISTICS

REGULAR SEASON

PLAYOFFS

YEAR	TEAM	LEAGUE	GP	G	A	PTS	PIM	+/-	PP	SH	GW	S	GP	G	A	PTS	PIM
1995-96	Waterloo	USHL	50	4	21	25	--	--	--	--	--	--	--	--	--	--	--
1996-97	Waterloo	USHL	50	6	32	38	62	--	--	--	--	--	--	--	--	--	--
1997-98	Notre Dame	CCHA	41	12	17	29	32	--	--	--	--	--	--	--	--	--	--
1998-99	Philadelphia	AHL	74	9	27	36	38	--	--	--	--	--	16	4	8	12	0
1999-00	Philadelphia	NHL	27	1	1	2	8	1	0	0	1	25	7	0	0	0	0
	Philadelphia	AHL	47	9	17	26	6	--	--	--	--	--	--	--	--	--	--
2000-01	Nashville	NHL	34	3	8	11	14	7	1	0	1	32	--	--	--	--	--
	Milwaukee	AHL	34	3	12	15	27	--	--	--	--	--	--	--	--	--	--
2001-02	Nashville	NHL	58	3	5	8	24	-12	0	0	0	52	--	--	--	--	--
2002-03	Nashville	NHL	50	2	7	9	22	1	0	0	0	52	--	--	--	--	--
	Nashville	AHL	3	1	0	1	2	--	--	--	--	--	--	--	--	--	--
2003-04	Nashville	NHL	75	4	9	13	26	16	0	0	1	82	6	0	0	0	2
2004-05	Grand Rapids	AHL	29	3	3	6	21	--	--	--	--	--	--	--	--	--	--
2005-06	Nashville	NHL	69	3	1	4	44	-2	0	0	0	28	5	0	0	0	8
2006-07	PITTSBURGH	NHL	35	0	3	3	16	-6	0	0	0	22	5	0	0	0	0
2007-08	PITTSBURGH	NHL	36	0	3	3	4	6	0	0	0	28	--	--	--	--	--
2008-09	PITTSBURGH	NHL	68	4	5	9	36	3	1	0	0	34	--	--	--	--	--
NHL TOTALS			452	20	42	62	194	14	2	0	3	355	23	0	0	0	10
PITTSBURGH TOTALS			139	4	11	15	56	3	1	0	0	84	5	0	0	0	0

7 MARK EATON • D

GAME # TEAM/ PLAYER	DATE	OPP.	G	A	P	PIM	SHIFTS	TOI	F/O WON	F/O LOST	SHOTS	B/S	Hits	+/-	REMARKS
1/1	10/4	@OTT	0	0	0	2	21	14:13	-	-	0	0	1	E	
2/2	10/5	OTT	0	0	0	2	23	19:19	-	-	0	1	0	E	
3/3	10/11	NJ	0	0	0	0	23	16:41	-	-	0	3	1	E	
4/4	10/14	PHI	0	0	0	0	24	17:23	-	-	1	3	2	1	
5/5	10/16	WSH	0	0	0	0	18	15:42	-	-	0	2	0	E	
6/6	10/18	TOR	0	0	0	2	21	16:33	-	-	0	1	1	2	
7/7	10/20	@BOS	0	0	0	0	24	18:07	-	-	0	1	2	E	
8/8	10/23	CAR	0	0	0	0	22	17:36	-	-	0	3	2	1	
9/9	10/25	@NYR	0	0	0	0	24	19:57	-	-	1	4	0	-1	
10/10	10/28	@SJ	0	0	0	0	24	17:25	-	-	0	2	1	E	
11/11	10/30	@PHX	0	0	0	2	23	17:41	-	-	1	1	0	-2	
12/	11/1	@STL	-	-	-	-	-	-	-	-	-	-	-	-	DND
13/	11/6	EDM	-	-	-	-	-	-	-	-	-	-	-	-	DND
14/12	11/8	@NYI	0	0	0	0	14	11:06	-	-	1	0	0	-2	
15/	11/11	@DET	-	-	-	-	-	-	-	-	-	-	-	-	DND
16/13	11/13	PHI	0	0	0	2	22	18:28	-	-	0	5	0	1	
17/14	11/15	BUF	0	0	0	0	20	15:44	-	-	0	4	0	E	
18/	11/18	MIN	-	-	-	-	-	-	-	-	-	-	-	-	DND
19/	11/20	@ATL	-	-	-	-	-	-	-	-	-	-	-	-	DND
20/	11/22	VAN	-	-	-	-	-	-	-	-	-	-	-	-	DND
21/	11/26	@NYI	-	-	-	-	-	-	-	-	-	-	-	-	DND
22/	11/28	@BUF	-	-	-	-	-	-	-	-	-	-	-	-	DND
23/15	11/29	NJ	0	0	0	2	21	12:25	-	-	0	2	1	E	
24/16	12/3	@NYR	1	0	1	0	23	16:33	-	-	1	4	2	E	400TH CAREER GAME
25/17	12/4	@CAR	0	0	0	2	20	14:49	-	-	0	4	4	1	
26/18	12/6	@OTT	0	0	0	0	23	18:24	-	-	2	3	1	1	
27/19	12/8	BUF	0	0	0	0	21	19:56	-	-	2	3	0	E	
28/20	12/10	@NJ	0	0	0	2	25	17:49	-	-	3	1	0	-1	
29/21	12/11	NYI	0	0	0	0	20	15:16	-	-	0	3	3	1	
30/22	12/13	PHI	0	0	0	0	19	16:11	-	-	0	4	0	E	
31/23	12/18	@ATL	0	0	0	2	22	16:52	-	-	1	3	1	E	
32/24	12/20	TOR	0	1	1	0	23	21:30	-	-	0	3	1	E	
33/25	12/22	@BUF	0	0	0	0	23	21:28	-	-	2	4	0	-1	
34/26	12/23	TB	0	0	0	0	18	15:57	-	-	0	1	0	E	
35/27	12/26	NJ	0	0	0	2	21	16:36	-	-	1	1	0	E	
36/28	12/27	MTL	0	0	0	0	18	15:06	-	-	0	0	0	1	
37/29	12/30	BOS	0	0	0	2	16	13:36	-	-	0	2	0	-1	
38/30	1/1	@BOS	0	0	0	0	17	12:23	-	-	0	2	0	E	
39/	1/3	FLA	-	-	-	-	-	-	-	-	-	-	-	-	DND
40/31	1/5	@NYR	0	0	0	0	23	18:06	-	-	0	0	0	E	
41/32	1/6	ATL	0	0	0	0	23	22:41	-	-	1	2	1	E	
Half- Season Totals			1	1	2	22	679	16:55	0	0	17	72	24	1	

7 MARK EATON • D


GAME # TEAM/ PLAYER	DATE	OPP.	G	A	P	PIM	SHIFTS	TOI	F/O WON	F/O LOST	SHOTS	B/S	Hits	+/-	REMARKS	
42/33	1/8	@ NSH	0	0	0	2	19	15:10	-	-	0	0	0	-1		
43/	1/10	@ COL	-	-	-	-	-	-	-	-	-	-	-	-	DND	
44/	1/13	@ PHI	-	-	-	-	-	-	-	-	-	-	-	-	DND	
45/	1/14	WSH	-	-	-	-	-	-	-	-	-	-	-	-	DND	
46/34	1/16	ANA	0	0	0	0	28	22:37	-	-	1	4	1	1		
47/35	1/18	NYR	0	0	0	0	20	18:49	-	-	0	3	1	E		
48/36	1/20	CAR	0	0	0	0	20	20:35	1	0	0	3	0	E		
49/37	1/28	NYR	0	1	1	0	21	18:32	-	-	0	4	0	1		
50/38	1/30	NJ	0	0	0	0	28	23:05	-	-	0	4	0	E		
51/39	1/31	@ TOR	0	0	0	0	19	17:55	-	-	0	1	0	E		
52/40	2/3	@ MTL	0	0	0	0	23	19:43	-	-	0	4	0	E		
53/41	2/4	TB	1	0	1	0	22	17:20	-	-	1	0	0	E		
54/42	2/6	CBJ	0	0	0	0	25	20:57	-	-	0	1	0	1		
55/43	2/8	DET	0	0	0	0	23	16:07	-	-	0	3	0	E		
56/44	2/11	SJ	0	0	0	0	26	20:23	-	-	0	2	1	1		
57/45	2/14	@ TOR	0	0	0	2	25	18:14	-	-	0	3	1	-3		
58/	2/16	NYI	-	-	-	-	-	-	-	-	-	-	-	-	DND	
59/46	2/19	MTL	0	1	1	0	23	16:44	-	-	0	3	1	1		
60/47	2/21	@ PHI	0	0	0	0	24	18:43	-	-	0	2	1	2		
61/48	2/22	@ WSH	0	1	1	0	20	16:20	-	-	2	1	0	E		
62/49	2/25	NYI	0	0	0	0	23	18:03	-	-	1	0	0	E		
63/50	2/27	@ CHI	0	0	0	0	25	17:21	-	-	0	1	0	1		
64/51	3/1	@ DAL	0	0	0	0	24	19:08	-	-	0	0	2	E		
65/52	3/3	@ TB	0	0	0	0	22	19:07	-	-	0	1	0	E		
66/53	3/5	@ FLA	0	0	0	0	26	17:54	-	-	1	1	0	E		
67/54	3/8	@ WSH	0	0	0	0	27	20:59	-	-	1	5	2	-1		
68/55	3/10	FLA	0	0	0	0	23	18:10	-	-	1	2	3	1		
69/56	3/12	@ CBJ	0	0	0	0	27	19:12	-	-	0	2	2	-2		
70/57	3/14	OTT	0	1	1	0	23	17:47	-	-	0	0	0	E		
71/58	3/15	BOS	0	0	0	0	24	17:52	-	-	1	0	0	-2		
72/59	3/17	ATL	1	0	1	4	25	18:27	-	-	2	2	0	1		
73/60	3/20	LA	0	0	0	4	25	20:23	-	-	0	4	3	E		
74/61	3/22	PHI	0	0	0	0	24	17:54	-	-	3	5	0	E		
75/62	3/25	CAL	0	0	0	0	20	17:11	-	-	0	3	0	E		
76/63	3/28	NYR	0	0	0	0	15	11:27	-	-	0	2	0	E		
77/64	4/1	NJ	0	0	0	0	23	18:15	-	-	0	1	0	E		
78/65	4/4	@ CAR	0	0	0	0	24	19:52	-	-	0	2	1	E		
79/66	4/5	@ FLA	1	PP	0	1	0	28	18:06	-	-	1	5	0	E	
80/67	4/7	@ TB	0	0	0	0	26	18:51	-	-	1	1	0	E		
81/68	4/9	NYI	0	0	0	2	24	19:29	-	-	1	1	0	1		
82/	4/11	@ MTL	-	-	-	-	-	-	-	-	-	-	-	-	DND	
Second- Half Totals			3	4	7	14	844	18:31	-	-	17	76	19	2		
Final Totals			4	5	9	36	1523	17:46	-	-	34	148	43	3		

RUSLAN FEDOTENKO • 26



Position: LW
Ht: 6-2
DOB: 1/18/79
Acquired: Signed as a free agent on July 3, 2008.

Shoots: Left
Wt: 195
Birthplace: Kiev, Ukraine



2008-09: Posted his seventh 30-plus point season with 39, tying his second highest career total ... Scored 16 goals and set a new careers high with 23 assists and a plus-18 rating ... Plus-18 rating placed second on team ... Finished the season strong with 10 points (3+7) in final seven games ... Tied a career high with a five-game scoring streak (Dec. 8 - 18), posting seven points (3+4) ... Tallied 250th career point Dec. 8 vs. Buffalo and also tied a career high with two goals in the game ... Scored the game-winning overtime goal Nov. 11 at Detroit in a rematch of last season's Stanley Cup Final ... Scored his first goal for Pittsburgh Oct. 23 vs. Carolina ... Missed 15 games after breaking his hand in a fight with Colby Armstrong Jan. 6 vs. Atlanta.

NHL CAREER: Is an eight-year NHL veteran with 597 games played, 139 goals, 139 assists, 278 points, 369 penalty minutes and a Stanley Cup championship on his resume ... Won Stanley Cup with Tampa Bay in 2003-04, tying for Lightning team lead in goals during post-season (12) and scoring both goals in Cup-clinching 2-1 victory over Calgary in Game 7 ... Has played 53 career playoff games recording 17 points (13+4) ... Has scored at least 16 goals in seven of his eight NHL seasons, including career-high 26 with Tampa Bay in 2005-06 ... Has recorded at least 32 points seven times with a career-high 41 points in 2005-06 ... Signed as undrafted free agent by Philadelphia Flyers in 1999 and made NHL debut Oct. 24, 2000 vs. NY Rangers.

INTERNATIONAL: Played for his native Ukraine in 2006 Olympics, scoring one goal in one game vs. Switzerland.

JUNIOR: Played one season for Sioux City in USHL in 1998-99 ... Scored 43 goals and 77 points in 55 games with the Musketeers ... Led USHL in game-winning goals (9) and finished second in goals and points.

PERSONAL: Lists St. Pete Times Forum as favorite road arena and Chicago as favorite road city ... Other favorites include: vactation spot - Lake Como, Italy; restaurant - Charley's Steakhouse; band - U2; movie - Gladiator; favorite sport other than hockey - golf ... Would like to meet Tiger Woods ... Most memorable hockey moment was 2004 Stanley Cup ... He and his wife, Debbie, have three children, Kyle, Derek and Larkin ... Family resides in Wisconsin during the offseason ... Signed through 2008-09.

CAREER VS. NHL

	GP	G	A	PTS	PIM
ANA	6	2	0	2	0
ATL	42	9	13	22	41
BOS	29	8	6	14	10
BUF	30	8	13	21	26
CGY	7	2	4	6	8
CAR	39	14	6	20	20
CHI	8	2	2	4	10
COL	8	2	2	4	2
CBJ	8	1	2	3	4
DAL	8	1	3	4	2
DET	6	1	0	1	0
EDM	8	2	2	4	2
FLA	41	6	8	14	46
LAK	7	3	0	3	2
MIN	8	1	0	1	10
MON	28	5	11	16	12
NSH	7	1	1	2	0
NJD	37	5	5	10	22
NYI	30	5	9	14	20
NYR	36	6	8	14	30
OTT	29	4	4	8	12
PHI	27	11	7	18	14
PHX	9	1	4	5	0
PIT	32	8	13	21	16
SJS	9	3	0	3	8
STL	8	4	0	4	4
TBL	13	6	1	7	7
TOR	29	7	5	12	17
VAN	7	1	1	2	8
WSH	41	10	9	19	16
Totals	597	139	139	278	369

CAREER HIGHS

Goals: 2 (9 times), 2/21/09 at PHI

Assists: 3 (2 times), 2/12/04 vs. MTL

Points: 3 (9 times), 3/28/09 vs. NYR (1G-2A)

SOG: 7 (1 time), 10/26/06 vs. CAR

PIM: 15 (1 time), 12/27/00 at FLA



CAREER STATISTICS

YEAR	TEAM	LEAGUE	REGULAR SEASON										PLAYOFFS				
			GP	G	A	PTS	PIM	+/-	PP	SH	GW	S	GP	G	A	PTS	PIM
1995-96	Kiev 2	EEHL	33	9	11	20	12	--	--	--	--	--	--	--	--	--	--
	Kiev	CIS	2	0	0	0	0	--	--	--	--	--	--	--	--	--	
1996-97	TPS U18	Fin-U18	3	3	2	5	2	--	--	--	--	--	--	--	--	--	
	TPS Jr.	Fin-Jr.	11	1	1	2	2	--	--	--	--	--	--	--	--	--	
	Kiekko-67	Finland-2	22	4	3	7	16	--	--	--	--	--	--	--	--	--	
	Kiekko Turku	Finland-3	--	--	--	--	--	--	--	--	--	--	3	1	0	1	2
1997-98	Melfort	SJHL	68	35	31	66	55	--	--	--	--	--	--	--	--	--	
1998-99	Sioux City	USHL	55	43	34	77	139	--	--	--	--	--	5	5	1	6	9
1999-00	Trenton	ECHL	8	5	3	8	9	7	1	0	0	31	--	--	--	--	
1999-00	Philadelphia	AHL	67	16	34	50	42	24	3	1	4	139	2	0	0	0	0
2000-01	Philadelphia	NHL	74	16	20	36	72	8	3	0	4	119	6	0	1	1	4
	Philadelphia	AHL	8	1	0	1	8	2	0	0	0	18	--	--	--	--	
2001-02	Philadelphia	NHL	78	17	9	26	43	15	0	1	3	121	5	1	0	1	2
	Ukraine	Olympics	1	1	0	1	4	--	--	--	--	--	--	--	--	--	
2002-03	Tampa Bay	NHL	76	19	13	32	44	-7	6	0	6	114	11	0	1	1	2
2003-04	Tampa Bay	NHL	77	17	22	39	30	14	0	0	3	116	22	12	2	14	14
2004-05	Did Not Play																
2005-06	Tampa Bay	NHL	80	26	15	41	44	-4	4	0	6	164	5	0	0	0	20
2006-07	Tampa Bay	NHL	80	12	20	32	52	-3	2	0	1	154	4	0	0	0	4
2007-08	NY Islanders	NHL	67	16	17	33	40	-9	8	0	2	121	--	--	--	--	
2008-09	PITTSBURGH	NHL	65	16	23	39	44	18	1	0	3	117	--	--	--	--	
NHL TOTALS			597	139	139	278	369	32	24	1	28	1026	53	13	4	17	46
PITTSBURGH TOTALS			65	16	23	39	44	18	1	0	3	117	--	--	--	--	--

26 RUSLAN FEDOTENKO • LW

GAME # TEAM/ PLAYER	DATE	OPP.	G	A	P	PIM	SHIFTS	TOI	F/O WON	F/O LOST	SHOTS	B/S	Hits	+/-	REMARKS	
1/1	10/4	@OTT	0	0	0	0	25	21:38	0	1	4	0	0	E		
2/2	10/5	OTT	0	0	0	4	22	20:44	-	-	1	0	0	E		
3/3	10/11	NJ	0	0	0	0	19	14:54	-	-	2	1	3	E		
4/4	10/14	PHI	0	0	0	2	18	13:53	-	-	1	0	4	-1		
5/5	10/16	WSH	0	0	0	0	17	15:04	-	-	3	0	1	-1		
6/6	10/18	TOR	0	0	0	2	16	13:52	1	0	0	1	6	E		
7/7	10/20	@BOS	0	0	0	0	16	14:48	-	-	1	0	1	E		
8/8	10/23	CAR	1	0	1	0	22	17:48	0	1	6	2	0	1	GWG	
9/9	10/25	@NYR	0	0	0	0	19	15:59	0	1	5	1	3	1		
10/10	10/28	@SJ	1	0	1	2	18	15:39	-	-	1	1	2	1		
11/11	10/30	@PHX	0	1	PP	1	0	22	17:48	-	-	2	0	1	-1	
12/	11/1	@STL	-	-	-	-	-	-	-	-	-	-	-	-	INJ	
13/12	11/6	EDM	0	1	1	0	14	10:03	1	0	1	1	2	E		
14/13	11/8	@NYI	0	0	0	0	13	11:15	1	0	4	0	0	-1		
15/14	11/11	@DET	1	0	1	0	17	13:05	0	0	3	0	2	1	GWG (OT)	
16/15	11/13	PHI	0	1	1	0	18	15:23	-	-	1	0	3	1		
17/16	11/15	BUF	1	1	PP	2	0	15	13:27	-	-	3	0	1	1	
18/17	11/18	MIN	0	0	0	0	18	15:33	-	-	1	0	1	E		
19/18	11/20	@ATL	0	0	0	0	11	06:35	0	1	1	0	0	-1	550th NHL Game	
20/19	11/22	VAN	0	0	0	2	14	13:31	-	-	0	0	1	-1		
21/20	11/26	@NYI	0	0	0	0	19	13:54	-	-	1	1	0	E		
22/	11/28	@BUF	-	-	-	-	-	-	-	-	-	-	-	-	DND	
23/21	11/29	NJ	0	0	0	2	13	11:47	-	-	3	0	3	E		
24/22	12/3	@NYR	0	0	0	0	22	13:48	0	1	4	0	1	E		
25/23	12/4	@CAR	1	0	1	0	14	10:36	-	-	2	3	1	1		
26/24	12/6	@OTT	0	0	0	0	15	11:40	-	-	0	1	3	-1		
27/25	12/8	BUF	2	0	2	0	21	15:21	-	-	2	0	1	2	250th CAREER POINT	
28/26	12/10	@NJ	0	1	1	2	20	15:54	-	-	1	2	0	-1		
29/27	12/11	NYI	0	1	1	2	18	14:23	-	-	0	0	2	2		
30/28	12/13	PHI	1	PP	1	2	2	14	10:32	-	-	3	0	1	1	
31/29	12/18	@ATL	0	1	PP	1	2	20	12:58	-	-	0	1	1	1	
32/30	12/20	TOR	0	0	0	5	18	13:57	-	-	0	0	5	1		
33/31	12/22	@BUF	0	1	1	0	24	14:55	-	-	1	0	0	1		
34/32	12/23	TB	0	0	0	0	17	13:55	-	-	1	1	1	-1		
35/33	12/26	NJ	1	0	1	0	19	15:01	-	-	1	0	0	1	GWG	
36/34	12/27	MTL	0	0	0	0	21	18:45	-	-	1	0	1	E		
37/35	12/30	BOS	0	1	1	0	16	13:04	-	-	4	1	0	E		
38/36	1/1	@BOS	1	0	1	0	18	15:57	-	-	4	0	1	E		
39/37	1/3	FLA	1	0	1	0	15	13:12	-	-	1	0	1	E		
40/38	1/5	@NYR	0	0	0	0	15	09:40	-	-	0	0	1	E		
41/39	1/6	ATL	0	0	0	5	1	00:35	-	-	1	0	0	E		
Half- Season Totals			11	10	21	32	674	13:52	3	5	70	17	54	7		

26 RUSLAN FEDOTENKO • LW

GAME # TEAM/ PLAYER	DATE	OPP.	G	A	P	PIM	SHIFTS	TOI	F/O WON	F/O LOST	SHOTS	B/S	Hits	+/-	REMARKS
42/	1/8	@ NSH	-	-	-	-	-	-	-	-	-	-	-	-	INJ
43/	1/10	@ COL	-	-	-	-	-	-	-	-	-	-	-	-	INJ
44/	1/13	@ PHI	-	-	-	-	-	-	-	-	-	-	-	-	INJ
45/	1/14	WSH	-	-	-	-	-	-	-	-	-	-	-	-	INJ
46/	1/16	ANA	-	-	-	-	-	-	-	-	-	-	-	-	INJ
47/	1/18	NYR	-	-	-	-	-	-	-	-	-	-	-	-	INJ
48/	1/20	CAR	-	-	-	-	-	-	-	-	-	-	-	-	INJ
49/	1/28	NYR	-	-	-	-	-	-	-	-	-	-	-	-	INJ
50/	1/30	NJ	-	-	-	-	-	-	-	-	-	-	-	-	INJ
51/	1/31	@ TOR	-	-	-	-	-	-	-	-	-	-	-	-	INJ
52/	2/3	@ MTL	-	-	-	-	-	-	-	-	-	-	-	-	INJ
53/	2/4	TB	-	-	-	-	-	-	-	-	-	-	-	-	INJ
54/	2/6	CBJ	-	-	-	-	-	-	-	-	-	-	-	-	INJ
55/	2/8	DET	-	-	-	-	-	-	-	-	-	-	-	-	INJ
56/	2/11	SJ	-	-	-	-	-	-	-	-	-	-	-	-	INJ
57/40	2/14	@ TOR	0	0	0	0	18	14:17	-	-	1	1	0	E	
58/41	2/16	NYI	0	0	0	0	21	17:34	-	-	1	0	3	-1	
59/42	2/19	MTL	0	2	2	0	17	14:58	-	-	1	1	1	1	
60/43	2/21	@ PHI	2	1	3	0	23	17:43	-	-	3	0	1	3	
61/ 44	2/22	@ WSH	0	0	0	0	22	18:15	-	-	1	0	3	-1	
62/45	2/25	NYI	0	0	0	2	16	14:08	0	1	0	1	1	1	
63/46	2/27	@ CHI	0	1	1	4	28	16:47	-	-	3	3	3	E	
64/47	3/1	@ DAL	0	1	1	2	20	16:53	-	-	3	2	4	1	
65/48	3/3	@ TB	0	0	0	0	18	16:20	-	-	0	0	0	-1	
66/49	3/5	@ FLA	0	1	1	0	21	16:10	-	-	1	0	1	2	
67/50	3/8	@ WSH	0	0	0	0	21	16:57	1	0	2	0	1	-1	
68/51	3/10	FLA	0	0	0	0	19	17:31	0	1	2	0	2	-1	
69/52	3/12	@ CBJ	0	0	0	0	19	15:47	-	-	1	1	2	E	
70/53	3/14	OTT	0	0	0	2	20	16:11	-	-	1	0	1	-1	
71/54	3/15	BOS	0	0	0	0	16	12:36	-	-	3	0	5	E	
72/55	3/17	ATL	0	0	0	0	14	09:57	-	-	1	1	2	-1	
73/ 56	3/20	LA	0	0	0	0	16	15:27	-	-	3	0	1	1	
74/57	3/22	PHI	0	0	0	0	13	10:43	0	1	1	0	1	E	
75/58	3/25	CAL	0	0	0	2	14	13:03	-	-	2	0	2	E	
76/59	3/28	NYR	1	2	3	0	15	10:29	-	-	2	0	2	3	
77/60	4/1	NJ	0	1	1	0	12	08:56	0	1	1	0	1	2	
78/61	4/4	@ CAR	1	1	2	0	17	12:36	-	-	2	1	3	2	
79/62	4/5	@ FLA	0	0	0	0	18	13:13	-	-	3	0	4	-1	
80/63	4/7	@ TB	1	1	2	0	16	12:55	0	1	2	0	0	2	
81/64	4/9	NYI	0	1	1	0	16	12:42	-	-	4	0	1	1	
82/65	4/11	@ MTL	0	1	1	0	15	13:36	0	1	2	0	1	E	
Second- Half Totals			5	13	18	12	465	14:27			47	11	45	11	
Final Totals			16	23	39	44	1139	14:06	3	5	117	28	99	18	

MARC-ANDRE FLEURY • 29

**Position:** G**Ht:** 6-2**DOB:** 11/28/84**Acquired:** Drafted by Penguins in the first round (1st overall) in the 2003 Entry Draft.**Catches:** Left**Wt:** 180**Birthplace:** Sorel, PQ

2008-09: Posted a 35-18-7 record with a 2.67 goals-against average, .912 save percentage and four shutouts ... His 35 wins ranked sixth in the NHL and are the third highest single-season total in Penguins' history ... Tied a career high by posting seven consecutive victories from Feb. 25 to March 10 (previously done twice) ... Started 29 of team's final 31 regular-season games, including 19 consecutive (Feb. 3 - March 14), going 19-6-4 to help team earn a postseason berth ... Second on the Penguins' all-time wins list with 111 after surpassing Ken Wregget (104) March 17 vs. Atlanta ... Notched his 100th career victory March 1 at Dallas ... Second in team history with 15 shutouts (Tom Barrasso - 22) ... Recorded his 12th career shutout Dec. 26 at New Jersey to move into second place ... Went 9-1-2 with a 1.87 goals-against average and .930 save percentage in March ... Named NHL's "Second Star" for week of March 2 - 8 after stopping 92 of 97 shots to go 3-0-0 with a 1.63 GAA and .943 save percentage ... Set a new career single-game high with 47 saves Oct. 11 vs. New Jersey ... Played his 200th career game on Jan. 13 game against Philadelphia.

NHL CAREER: Former No. 1-overall pick (2003) helped Penguins to Stanley Cup Final last season in third full NHL season ... Quick, agile and athletic goaltender went 10-2-2 in final 14 regular-season appearances after missing 34 games with high ankle sprain ... Continued torrid play in Stanley Cup playoffs, starting all 20 games and going 14-6 as Penguins reached Final vs. Detroit ... Led all playoff goaltenders in save percentage (.933), tied for first in wins (14) and finished second in GAA (1.97) ... Posted three playoff shutouts, included clinching game against Philadelphia in Eastern Conference Finals (6-0) ... Stopped 55 of 58 shots in triple-overtime victory over Red Wings in Game 5 of Cup Final at

Detroit ... After challenging start with rebuilding franchise, went 94-44-18 from 2006-09, including career-high 40 wins in 2006-07 ... His 40 wins were second-highest in Penguins' history, behind only Tom Barrasso's 43 in 1992-93 ... Holds club goaltending record for most games played in a single season (67 in 2006-07) ... Made NHL debut in 2003-04 as 18-year-old playing for last-place team ... In first NHL game Oct. 10, 2003 vs. Los Angeles, he stopped 46 of 48 shots, including a penalty shot, in 3-0 loss ... Was NHL Rookie of the Month in October, 2003.

INTERNATIONAL: Played for Team Canada at World Junior Championships in 2003 and 2004, earning two silver medals. ... Was 4-1 with 1.57 GAA in 2003 and 4-1 with 1.81 GAA in 2004 ... Team Canada teammates included Sidney Crosby and Max Talbot.

JUNIOR: Played three full seasons for Cape Breton of Quebec Major Junior Hockey League from 2000-03 and part of a fourth year after making pro debut in 2003-04 ... Best statistical season was 2001-02 when he went 26-14-9 with 2.78 GAA ... In 10-game stint in 2003-04 went 8-1-1 with 1.98 GAA.

PERSONAL: Nickname "Flower" ... Lists Martin Brodeur and Patrick Roy as hockey idols ... Most memorable hockey moment was playing in the Stanley Cup Final ... Montreal is favorite road city and Madison Square Garden is his favorite road arena ... Other favorites: food – French pancakes and poutine; restaurant – Ruth's Chris Steakhouse; vacation spot – St. Maarten; band – Nickelback; ... Lists tennis as favorite sport other than hockey ... Would like to meet Will Ferrell for a good laugh ... Signed through 2014-15.

CAREER VS. NHL

	GP	MP	GA	GAA	REC
ANA	2	120	5	2.5	2-0-0
ATL	10	595	23	2.32	7-3-0
BOS	8	468	21	2.69	3-2-2
BUF	8	490	25	3.05	4-2-2
CGY	3	124	3	1.44	1-1-0
CAR	8	383	17	2.66	2-3-2
CHI	4	246	12	2.93	3-1-0
COL	3	136	9	3.94	1-1-0
CBJ	4	224	9	2.41	2-0-1
DAL	3	185	5	1.62	3-0-0
DET	5	302	17	3.38	2-3-0
EDM	4	239	13	3.26	2-2-0
FLA	8	392	23	3.52	3-5-0
LAK	3	182	6	1.98	2-1-0
MIN	2	78	7	5.32	0-2-0
MON	13	742	48	3.88	6-5-1
NSH	3	157	6	2.31	1-2-0
NJD	22	1297	54	2.5	8-10-4
NYI	15	916	41	2.69	8-4-3
NYR	25	1521	69	2.72	12-8-5
OTT	11	564	40	4.25	3-5-1
PHI	23	1332	59	2.66	15-6-0
PHX	2	120	4	2	1-1-0
PIT	-	-	-	-	-
SJS	2	124	4	1.94	1-1-0
STL	3	145	8	3.31	1-2-0
TBL	15	839	37	2.65	5-5-3
TOR	13	690	36	3.13	5-5-2
VAN	2	119	8	4.03	0-2-0
WSH	11	640	31	2.9	8-3-0
Totals	235	13367	640	2.87	111-85-26

CAREER HIGHS

Shots faced: 51 (1 time), 1/28/06 at NYR**Saves:** 47 (1 time), 10/11/08 vs NJ**Shutouts:** 15, 3/25/09 vs. CGY**Win streak:** 7 (2 times), last 2/25/08-3/10/08**Shutout streak:** 136:33, 10/20/07-10/25/07



CAREER STATISTICS

YEAR	TEAM	LEAGUE	REGULAR SEASON								PLAYOFFS					
			GP	W	L	T	MIN	GA	SO	GAA	GP	W-L	MIN	GA	SO	GAA
1999-00	Char-Lem.	QAAA	15	4	9	0	780	36	1	2.77	--	--	--	--	--	--
2000-01	Cape Breton	QMJHL	35	12	13	2	1705	115	0	4.05	2	0-1	32	4	0	7.50
2001-02	Cape Breton	QMJHL	55	26	14	8	3043	141	2	2.78	16	9-7	1003	55	0	3.29
2002-03	Cape Breton	QMJHL	51	17	24	6	2889	162	2	3.36	4	0-4	228	17	0	4.47
	Canada	WJC	5	4	1	0	267	7	1	1.57	--	--	--	--	--	--
2003-04	PITTSBURGH	NHL	21	4	14	2	1154	70	1	3.64	--	--	--	--	--	--
	Canada	WJC	5	4	1	0	199	0	1	1.81	--	--	--	--	--	--
	Cape Breton	QMJHL	10	8	1	1	606	20	0	1.98	4	1-3	251	13	0	3.10
	Wilkes-Barre	AHL	--	--	--	--	--	--	--	--	2	0-1	92	6	0	3.90
2004-05	Wilkes-Barre	AHL	54	26	19	4	3029	127	5	2.52	4	0-2	151	11	0	4.36
2005-06	PITTSBURGH	NHL	50	13	27	6	2809	152	1	3.25	--	--	--	--	--	--
	Wilkes-Barre	AHL	12	10	2	0	727	19	0	1.57	5	2-3	311	18	0	3.48
2006-07	PITTSBURGH	NHL	67	40	16	9	3,905	184	5	2.83	5	1-4	287	18	0	3.76
2007-08	PITTSBURGH	NHL	35	19	10	2	1,858	72	4	2.33	20	14-6	1,251	41	3	1.97
	Wilkes-Barre	AHL	5	3	2	0	297	7	0	1.42	--	--	--	--	--	--
2008-09	PITTSBURGH	NHL	62	35	18	7	3640	162	4	2.67	--	--	--	--	--	--
PIT/NHL TOTALS			235	111	85	26	13,367	640	15	2.87	25	15-10	1,537	59	3	2.30


29 MARC-ANDRE FLEURY • G

GAME # TEAM/ PLAYER	DATE	OPP.	DECISION	GOALS AGAINST	SHOTS FACED	SAVES MADE	MINUTES	SAVE %	GAA	SHOOTOUT			REMARKS
										G	ATT	%	
1/1	10/4	@ OTT	W (OT)	3	35	32	65	.914	2.79	-	-	-	
2/2	10/5	OTT	L	3	27	24	60	.889	3.02	-	-	-	
3/3	10/11	NJ	L(OT)	2	49	47	64	.959	1.86	-	-	-	CAREER HIGH 47 SAVES
4/4	10/14	PHI	W (OT)	2	30	28	65	.933	1.86	-	-	-	
5/5	10/16	WAS	L	4	30	26	59	.867	4.10	-	-	-	
6/6	10/18	TOR	W	1	27	26	60	.963	1.00	-	-	-	
7/	10/20	@ BOS	-	-	-	-	-	-	-	-	-	-	DNP
8/7	10/23	CAR	W	1	25	24	60	.960	1.00	-	-	-	
9/8	10/25	@ NYR	L (OT)	2	44	42	65	.955	1.85	1	3	33	
10/	10/28	@ SJ	-	-	-	-	-	-	-	-	-	-	DNP
11/9	10/30	@ PHO	L	3	30	26	60	.897	3.01	-	-	-	
12/10	11/1	@ STL	W	3	22	19	60	.864	3.01	-	-	-	
13/11	11/6	EDM	W	4	31	27	60	.871	4.03	-	-	-	
14/	11/8	@ NYI	-	-	-	-	-	-	-	-	-	-	DNP
15/12	11/11	@ DET	W (OT)	6	34	28	63	.824	5.73	-	-	-	
16/13	11/13	PHI	-	4	24	20	40	.833	6.04	-	-	-	
17/14	11/15	BUF	W	2	23	21	60	.913	2.00	-	-	-	
18/	11/18	MIN	-	-	-	-	-	-	-	-	-	-	INJ
19/	11/20	@ ATL	-	-	-	-	-	-	-	-	-	-	INJ
20/	11/22	VAN	-	-	-	-	-	-	-	-	-	-	INJ
21/	11/26	@ NYI	-	-	-	-	-	-	-	-	-	-	INJ
22/	11/28	@ BUF	-	-	-	-	-	-	-	-	-	-	INJ
23/	11/29	NJ	-	-	-	-	-	-	-	-	-	-	INJ
24/	12/3	@ NYR	-	-	-	-	-	-	-	-	-	-	INJ
25/	12/4	@ CAR	-	-	-	-	-	-	-	-	-	-	INJ
26/	12/6	@ OTT	-	-	-	-	-	-	-	-	-	-	INJ
27/	12/8	BUF	-	-	-	-	-	-	-	-	-	-	INJ
28/	12/10	@ NJ	-	-	-	-	-	-	-	-	-	-	INJ
29/	12/11	NYI	-	-	-	-	-	-	-	-	-	-	INJ
30/	12/13	@ PHI	-	-	-	-	-	-	-	-	-	-	DNP
31/1415	12/18	@ ATL	W	3	31	28	60	.903	3.00	-	-	-	
32/16	12/20	TOR	L	5	33	28	40	.848	7.50	-	-	-	
33/17	12/22	@ BUF	W	3	35	32	60	.914	2.97	-	-	-	
34/18	12/23	TB	L	2	29	27	59	.931	2.05	-	-	-	
35/19	12/26	@ NJ	W	0	37	37	60	1.000	0.00	-	-	-	12TH CAREER SHUTOUT
36/20	12/27	MON	L	3	19	16	69	.842	3.05	-	-	-	
37/21	12/30	BOS	L	5	40	35	60	.875	5.00	-	-	-	
38/	1/1	@ BOS	-	-	-	-	-	-	-	-	-	-	
39/22	1/3	FLA	L	3	12	9	40	.750	4.50	-	-	-	
40/23	1/5	@ NYR	L	3	25	22	59	.880	3.03	-	-	-	
41/24	1/6	ATL	W	1	28	27	60	.964	1.00	-	-	-	
Totals			12-9-2	69	720	651	1396	.905	2.92	1	3	33	

29 MARC-ANDRE FLEURY • G

GAME # TEAM/ PLAYER	DATE	OPP.	DECISION	GOALS AGAINST	SHOTS FACED	SAVES MADE	MINUTES	SAVE %	GAA	SHOOTOUT			REMARKS
										G	ATT	%	
42/25	1/8	@ NSH	L	4	34	30	60	.882	4.05	-	-	-	
43/26	1/10	@ COL	L	1	7	6	15	.857	3.21	-	-	-	
44/27	1/13	@ PHI	W	2	29	27	60	.931	2.00	-	-	-	200TH GAME
45/28	1/14	WSH	L	5	41	36	60	.878	5.04	-	-	-	
46/29	1/16	ANA	W	1	22	21	60	.955	1.00	-	-	-	
47/30	1/18	NYR	W	0	33	33	60	1.000	0.00	-	-	-	
48/31	1/20	CAR	L	2	40	38	59	.950	2.05	-	-	-	
49/32	1/28	NYR	W	2	34	32	60	.941	2.00	-	-	-	
50/33	1/30	NJ	OTL	4	43	39	64	.907	3.75	-	-	-	
51/	1/31	@ TOR	-	-	-	-	-	-	-	-	-	-	DNP
52/34	2/3	@ MTL	L	4	35	31	59	.886	4.08	-	-	-	
53/35	2/4	TB	W	3	24	21	64	.875	2.79	-	-	-	
54/36	2/6	CBJ	W	1	34	33	60	.971	1.00	-	-	-	
55/37	2/8	DET	L	3	29	26	60	.897	3.00	-	-	-	
56/38	2/11	SJ	W (SO)	1	37	36	65	.973	0.92	0	3	100	
57/39	2/14	@ TOR	L	6	41	35	60	.854	6.00	-	-	-	
58/40	2/16	NYI	L (SO)	2	30	28	65	.933	1.85	2	3	33	
59/41	2/19	MTL	W	4	27	23	60	.852	4.00	-	-	-	
60/42	2/21	@ PHI	W	4	27	23	60	.852	4.00	-	-	-	
61/43	2/22	@ WSH	L	5	20	15	33	.750	9.04	-	-	-	
62/44	2/25	NYI	W	0	21	21	60	1.000	0.00	-	-	-	
63/45	2/27	@ CHI	W	4	45	41	61	.911	3.93	-	-	-	
64/46	3/1	@ DAL	W	1	21	20	60	.952	1.00	-	-	-	100TH NHL WIN
65/47	3/3	@ TB	W	1	33	32	60	.970	1.00	-	-	-	
66/48	3/5	@ FLA	W	1	32	31	60	.969	1.00	-	-	-	
67/49	3/8	@ WSH	W	3	32	29	64	.906	2.81	0	3	100	
68/50	3/10	FLA	W	3	21	18	65	.857	2.77	0	2	100	
69/51	3/12	@ CBJ	OTL	3	28	25	65	.893	2.77	1	3	75	
70/52	3/14	OTT	L (SO)	3	39	36	65	.923	2.77	2	5	40	
71/	3/15	BOS	-	-	-	-	-	-	-	-	-	-	DNP
72/53	3/17	ATL	W	2	20	18	60	.900	2.00	-	-	-	105TH NHL WIN
73/54	3/20	LA	W	1	25	24	60	.960	1.00	-	-	-	
74/55	3/22	PHI	L	2	19	17	59	.895	2.02	-	-	-	
75/56	3/25	CAL	W	0	31	31	60	1.000	0.00	-	-	-	FOURTH SHUTOUT
76/57	3/28	NYR	W	3	29	26	60	.897	3.00	-	-	-	
77/58	4/1	NJ	W	1	25	24	60	.960	1.00	-	-	-	
78/59	4/4	@ CAR	L	2	30	27	61	.900	2.94	-	-	-	
79/60	4/5	@ FLA	L	4	26	22	58	.846	4.13	-	-	-	
80/61	4/7	@ TB	W	4	37	33	60	.892	4.01	-	-	-	
81/	4/9	NYI	-	-	-	-	-	-	-	-	-	-	DNP
82/62	4/11	@ MTL	W	1	30	29	60	.967	1.00	-	-	-	
Totals			23-11-4	89	1131	1037	1474	.912	2.67	5	19	74	

MATHIEU GARON • 32

**Position:** G**Ht:** 6-2**DOB:** 1/9/78**Acquired:** From Edmonton on Jan. 17, 2009 for Dany Sabourin, Ryan Stone, and a 2011 fourth-round pick.**Catches:** Right**Wt:** 192**Birthplace:** Chandler, QC

2008-09: Veteran netminder finished the campaign with an 8-9-0 record, 3.11 goals-against average and .894 save percentage with Edmonton and Pittsburgh ... Went 2-1-0 in four games for Pittsburgh ... Stopped 28 shots and was named game's third star in win April 9 vs. NY Islanders ... Made Penguins debut Jan. 31 at Toronto ... Made 21 saves to notch first win with Pittsburgh March 15 vs. Boston ... Played his 200th career game Jan. 16 at Colorado while with Edmonton

NHL CAREER: Eight-year veteran netminder has played in 204 games while posting a 94-83-13 record, 2.84 GAA, .905 save percentage and 14 shutouts with stints in Montreal, Los Angeles, Edmonton and Pittsburgh ... Best season was 2005-06 with Kings when he won 31 games ... Was named NHL Defensive Player of the Month for December with a 9-3-0 record, 2.40 GAA and .924 save percentage ... Registered a career-best .940 save percentage with Montreal in 2003-04 ... Originally drafted by Canadiens in the second round (44th overall) of the 1996 NHL Entry Draft ... Made NHL debut with Montreal at New Jersey (Oct. 6, 2000) in a relief appearance ... Won first NHL game in first start, posting a 6-0 shutout at Atlanta (Nov. 23) ... Posted his second win with a 3-0 shutout at Atlanta (Jan. 12) ... Joined Roman Cechmanek as the only two goaltenders in 2000-01 to win their first two NHL games by recording

shutouts.

INTERNATIONAL: Member of silver medal winning Team Canada at 2008 IIHF World Championship ... Played five games and was 2-3-0 with two shutouts and 1.91 goals-against average for Team Canada at 1998 IIHF World Junior Championship in Finland.

PERSONAL: Nicknamed "Matty" ... Favorites include: movie - Shawshank Redemption; actor - Tom Hanks; NHL city - New York; road arena - American Airlines Center; book - The Da Vinci Code ... Lives with his wife, Marie-Julie, and son, Charles-Edouard, in Quebec City during the summer.

CAREER VS. NHL

	GP	MP	GA	GAA	REC
ANA	15	848	43	3.04	6-6-3
ATL	2	120	0	0	2-0-0
BOS	4	240	7	1.75	3-1-0
BUF	7	339	19	3.36	1-6-0
CGY	11	657	24	2.19	7-4-0
CAR	3	172	9	3.14	1-2-0
CHI	9	462	22	2.85	6-3-0
COL	12	573	30	3.14	6-4-0
CBJ	9	546	21	2.3	6-1-2
DAL	12	673	36	3.21	5-6-1
DET	7	371	20	3.23	3-4-0
EDM	8	455	27	3.56	2-5-1
FLA	5	309	11	2.14	2-2-1
LAK	6	369	18	2.93	4-2-0
MIN	10	593	27	2.73	5-3-1
MON	1	59	3	3.05	0-1-0
NSH	8	416	28	4.03	2-6-0
NJD	4	224	8	2.14	1-1-1
NYI	3	140	1	0.43	2-0-0
NYR	2	124	3	1.44	2-0-0
OTT	3	130	4	1.86	0-2-0
PHI	3	179	11	3.69	1-2-0
PHX	10	508	20	2.36	5-3-1
PIT	2	93	8	3	1-1-0
SJS	13	663	40	3.61	2-6-1
STL	10	616	26	2.53	8-2-0
TBL	4	200	6	1.8	2-1-0
TOR	3	137	9	3.94	1-1-0
VAN	13	756	41	3.25	6-7-0
WSH	5	269	10	2.23	2-1-1
Totals	204	11238	532	2.84	94-83-13

CAREER HIGHS

Shots faced: 48 (1 time), 3/6/04 at LA**Saves:** 46 (1 time), 3/6/04 at LA**Shutouts:** 14, 2/4/08 vs CGY**Win streak:** 5 (4 times), 2/11/06-3/7/06**Shutout streak:** 157:27, 3/30/06-4/4/06



CAREER STATISTICS

REGULAR SEASON

PLAYOFFS

YEAR	TEAM	LEAGUE	GP	W	L	T	MIN	GA	SO	GAA	GP	W-L	MIN	GA	SO	GAA
1995-96	Victoriaville	QMJHL	51	18	27	0	2709	189	1	4.19	12	7-4	676	38	1	3.39
1996-97	Victoriaville	QMJHL	53	29	18	3	3032	150	6	2.97	6	2-4	330	23	0	4.18
1997-98	Victoriaville	QMJHL	47	27	18	2	2802	125	5	2.68	6	2-4	345	22	0	3.82
	Canada	WJC-A	5	2	3	0	283	9	2	1.91	--	--	--	--	--	--
1998-99	Fredericton	AHL	40	14	22	2	2222	114	3	3.08	6	1-1	208	12	0	3.47
1999-00	Quebec	AHL	53	17	28	3	2884	148	2	3.10	1	0-0	20	3	0	8.82
2000-01	Montreal	NHL	11	4	5	1	589	24	2	2.44	--	--	--	--	--	--
	Quebec	AHL	31	16	13	1	1768	86	1	2.92	8	4-4	459	22	1	2.88
2001-02	Montreal	NHL	5	1	4	0	261	19	0	4.37	--	--	--	--	--	--
	Quebec	AHL	50	21	15	12	2988	136	2	2.73	3	0-3	198	12	0	3.63
2002-03	Montreal	NHL	8	3	5	0	482	16	2	1.99	--	--	--	--	--	--
	Hamilton	AHL	20	15	2	2	1150	34	4	1.77	--	--	--	--	--	--
2003-04	Montreal	NHL	19	8	6	2	1003	38	0	2.27	1	0-0	12	0	0	0.00
2004-05	Manchester	AHL	52	32	14	4	2969	105	8	2.12	6	2-4	285	17	0	3.58
2005-06	Los Angeles	NHL	63	31	26	3	3446	185	4	3.32	--	--	--	--	--	--
2006-07	Los Angeles	NHL	32	13	10	6	1779	79	2	2.66	--	--	--	--	--	--
2007-08	Edmonton	NHL	47	26	18	1	2658	118	4	2.66	--	--	--	--	--	--
2008-09	Edmonton	NHL	15	6	8	0	814	43	0	3.17	--	--	--	--	--	--
	PITTSBURGH	NHL	4	2	1	0	205	10	0	2.91	--	--	--	--	--	--
NHL TOTALS			204	94	83	13	11,238	532	14	2.84	1	0-0	12	0	0	0.00
PITTSBURGH TOTALS			4	2	1	0	205	10	0	2.91	--	--	--	--	--	--

32 MATHIEU GARON • G

GAME # TEAM/ PLAYER	DATE	OPP.	DECISION	GOALS AGAINST	SHOTS FACED	SAVES MADE	MINUTES	SAVE %	GAA	SHOOTOUT			REMARKS
										G	ATT	%	
1/	10/4	@ OTT	-	-	-	-	-	-	-	-	-	-	EDM
2/	10/5	OTT	-	-	-	-	-	-	-	-	-	-	EDM
3/	10/11	NJ	-	-	-	-	-	-	-	-	-	-	EDM
4/	10/14	PHI	-	-	-	-	-	-	-	-	-	-	EDM
5/	10/16	WAS	-	-	-	-	-	-	-	-	-	-	EDM
6/1	10/18	TOR	-	-	-	-	-	-	-	-	-	-	EDM
7/	10/20	@ BOS	-	-	-	-	-	-	-	-	-	-	EDM
8/	10/23	CAR	-	-	-	-	-	-	-	-	-	-	EDM
9/	10/25	@ NYR	-	-	-	-	-	-	-	-	-	-	EDM
10/	10/28	@ SJ	-	-	-	-	-	-	-	-	-	-	EDM
11/	10/30	@ PHO	-	-	-	-	-	-	-	-	-	-	EDM
12/	11/1	@ STL	-	-	-	-	-	-	-	-	-	-	EDM
13/	11/6	EDM	-	-	-	-	-	-	-	-	-	-	EDM
14/	11/8	@ NYI	-	-	-	-	-	-	-	-	-	-	EDM
15/	11/11	@ DET	-	-	-	-	-	-	-	-	-	-	EDM
16/	11/13	PHI	-	-	-	-	-	-	-	-	-	-	EDM
17/	11/15	BUF	-	-	-	-	-	-	-	-	-	-	EDM
18/	11/18	MIN	-	-	-	-	-	-	-	-	-	-	EDM
19/	11/20	@ ATL	-	-	-	-	-	-	-	-	-	-	EDM
20/	11/22	VAN	-	-	-	-	-	-	-	-	-	-	EDM
21/	11/26	@ NYI	-	-	-	-	-	-	-	-	-	-	EDM
22/	11/28	@ BUF	-	-	-	-	-	-	-	-	-	-	EDM
23/	11/29	NJ	-	-	-	-	-	-	-	-	-	-	EDM
24/	12/3	@ NYR	-	-	-	-	-	-	-	-	-	-	EDM
25/	12/4	@ CAR	-	-	-	-	-	-	-	-	-	-	EDM
26/	12/6	@ OTT	-	-	-	-	-	-	-	-	-	-	EDM
27/	12/8	BUF	-	-	-	-	-	-	-	-	-	-	EDM
28/	12/10	@ NJ	-	-	-	-	-	-	-	-	-	-	EDM
29/	12/11	NYI	-	-	-	-	-	-	-	-	-	-	EDM
30/	12/13	@ PHI	-	-	-	-	-	-	-	-	-	-	EDM
31/	12/18	@ ATL	-	-	-	-	-	-	-	-	-	-	EDM
32/	12/20	TOR	-	-	-	-	-	-	-	-	-	-	EDM
33/	12/22	@ BUF	-	-	-	-	-	-	-	-	-	-	EDM
34/	12/23	TB	-	-	-	-	-	-	-	-	-	-	EDM
35/	12/26	@ NJ	-	-	-	-	-	-	-	-	-	-	EDM
36/	12/27	MON	-	-	-	-	-	-	-	-	-	-	EDM
37/	12/30	BOS	-	-	-	-	-	-	-	-	-	-	EDM
38/	1/1	@ BOS	-	-	-	-	-	-	-	-	-	-	EDM
39/	1/3	FLA	-	-	-	-	-	-	-	-	-	-	EDM
40/	1/5	@ NYR	-	-	-	-	-	-	-	-	-	-	EDM
41/	1/6	ATL	-	-	-	-	-	-	-	-	-	-	EDM
Totals			6-8-2	0	0	0	00:00	0.000	2.85	0	0	0	

32 MATHIEU GARON • G

GAME # TEAM/ PLAYER	DATE	OPP.	DECISION	GOALS AGAINST	SHOTS FACED	SAVES MADE	MINUTES	SAVE %	GAA	SHOOTOUT			REMARKS
										G	ATT	%	
42/	1/8	@ NSH	-	-	-	-	-	-	-	-	-	-	EDM
43/	1/10	@ COL	-	-	-	-	-	-	-	-	-	-	EDM
44/	1/13	@ PHI	-	-	-	-	-	-	-	-	-	-	EDM
45/	1/14	WSH	-	-	-	-	-	-	-	-	-	-	EDM
46/	1/16	ANA	-	-	-	-	-	-	-	-	-	-	EDM
47/	1/18	NYR	-	-	-	-	-	-	-	-	-	-	DNP
48/	1/20	CAR	-	-	-	-	-	-	-	-	-	-	DNP
49/	1/28	NYR	-	-	-	-	-	-	-	-	-	-	DNP
50/	1/30	NJ	-	-	-	-	-	-	-	-	-	-	DNP
51/1	1/31	@ TOR	L	5	26	21	59	0.808	0.51	-	-	-	1st Game for Penguins
52/	2/3	@ MTL	-	-	-	-	-	-	-	-	-	-	DNP
53/	2/4	TB	-	-	-	-	-	-	-	-	-	-	DNP
54/	2/6	CBJ	-	-	-	-	-	-	-	-	-	-	DNP
55/	2/8	DET	-	-	-	-	-	-	-	-	-	-	DNP
56/	2/11	SJ	-	-	-	-	-	-	-	-	-	-	DNP
57/	2/14	@ TOR	-	-	-	-	-	-	-	-	-	-	DNP
58/	2/16	NYI	-	-	-	-	-	-	-	-	-	-	DNP
59/	2/19	MTL	-	-	-	-	-	-	-	-	-	-	DNP
60/	2/21	@ PHI	-	-	-	-	-	-	-	-	-	-	DNP
61/ 2	2/22	@ WSH	-	0	14	14	27	1.000	0.00	-	-	-	
62/	2/25	NYI	-	-	-	-	-	-	-	-	-	-	DNP
63/	2/27	@ CHI	-	-	-	-	-	-	-	-	-	-	DNP
64/	3/1	@ DAL	-	-	-	-	-	-	-	-	-	-	DNP
65/	3/3	@ TB	-	-	-	-	-	-	-	-	-	-	DNP
66/	3/5	@ FLA	-	-	-	-	-	-	-	-	-	-	DNP
67/	3/8	@ WSH	-	-	-	-	-	-	-	-	-	-	DNP
68/	3/10	FLA	-	-	-	-	-	-	-	-	-	-	DNP
69/	3/12	@ CBJ	-	-	-	-	-	-	-	-	-	-	DNP
70/	3/14	OTT	-	-	-	-	-	-	-	-	-	-	DNP
71/3	3/15	BOS	W	4	25	21	60	0.84	4.00	-	-	-	1st Penguins Win
72/	3/17	ATL	-	-	-	-	-	-	-	-	-	-	DNP
73/	3/20	LA	-	-	-	-	-	-	-	-	-	-	DNP
74/	3/22	PHI	-	-	-	-	-	-	-	-	-	-	DNP
75/	3/25	CAL	-	-	-	-	-	-	-	-	-	-	DNP
76/	3/28	NYR	-	-	-	-	-	-	-	-	-	-	DNP
77/	4/1	NJ	-	-	-	-	-	-	-	-	-	-	DNP
78/	4/4	@ CAR	-	-	-	-	-	-	-	-	-	-	DNP
79/	4/5	@ FLA	-	-	-	-	-	-	-	-	-	-	DNP
80/	4/7	@ TB	-	-	-	-	-	-	-	-	-	-	DNP
81/4	4/9	NYI	W	1	29	28	60	1	0.97	-	-	-	
82/	4/11	@ MTL	-	-	-	-	-	-	-	-	-	-	DNP
Totals			2-1-0	10	94	84	146	0.894	3.70	0	0	0	

HAL GILL • 2

**Position:** D**Ht:** 6-7**DOB:** 4/6/75**Acquired:** From Toronto on Feb. 26, 2008, for a 2008 second-round draft choice and a 2009 fifth-round draft choice.**Shoots:** Left**Wt:** 250**Birthplace:** Concord, MA

2008-09: Defensive defenseman finished with a plus-11 rating on the season while chipping in 10 points (2+8) ... Blocked 112 shots ... Key penalty killer averaged 3:10 minutes of shorthanded time per game, third most on the team ... Twice tied a career high with two assists in a game ... Posted two helpers and a season-high plus-4 rating April 1 vs. New Jersey ... Also notched his 150th career point April 1 vs. New Jersey ... Played his 800th career NHL game Nov. 8 vs. NY Islanders.

NHL CAREER: Towering defenseman has played 11 NHL seasons with Boston, Toronto and Pittsburgh ... Posted 31 goals, 120 assists, 151 points and 800 penalty minutes in 851 career contests ... Split last season between Toronto and Pittsburgh, setting career highs in points (24) and assists (21) ... In playoffs, was even or better in 15 of 20 games ... Made NHL debut with Boston in 1997-98 and played eight full seasons with Bruins ... Best statistical season with Boston was 2001-02 when he had four goals and 18 assists for 22 points.

INTERNATIONAL: Represented U.S. at World Championships in 2000, 2001, 2004 and 2005 ... Won a bronze medal in 2004 ... Played 31 games for Lukko Rauma in Finland during NHL lockout in 2004-05, registering 10 points and 110 penalty minutes in 31 games.

COLLEGE: Played four seasons at Providence College from 1993-97, recording 45 points (12+33) in 131 games ... Won Hockey East championship with Providence in 1995-96.

PERSONAL: Gill's favorite NHL player growing up in Massachusetts was Bruins great Ray Bourque ... Most memorable hockey moment is the 2008 Stanley Cup Final ... Favorite road city is New York and favorite road arena is the Bell Centre in Montreal ... Other favorites include: vacation spot - Hawaii; food - steak; band - Great Big Sea; movie - Braveheart ... Lists football as his favorite sport other than hockey ... First job was mowing lawns ... Person he would like to have met is George Washington ... He and his wife, Anne, have two daughters, Isabelle and Sophie ... Signed through 2008-09.

CAREER VS. NHL

	GP	G	A	PTS	PIM
ANA	12	1	2	3	17
ATL	35	5	4	9	51
BOS	18	1	3	4	8
BUF	60	2	6	8	56
CGY	12	1	1	2	8
CAR	44	0	6	6	41
CHI	15	0	0	0	8
COL	14	1	0	1	10
CBJ	9	0	5	5	11
DAL	12	0	2	2	10
DET	14	0	0	0	11
EDM	11	0	3	3	6
FLA	43	0	3	3	60
LAK	10	0	3	3	8
MIN	8	0	1	1	2
MON	58	0	8	8	54
NSH	12	0	2	2	10
NJD	41	2	7	9	37
NYI	44	0	9	9	27
NYR	47	3	7	10	29
OTT	63	2	9	11	110
PHI	46	5	5	10	29
PHX	13	1	4	5	14
PIT	41	0	6	6	53
SJS	13	0	2	2	8
STL	14	1	2	3	10
TBL	41	3	9	12	38
TOR	42	1	4	5	30
VAN	15	0	2	2	12
WSH	44	2	5	7	32
Totals	851	31	120	151	800

CAREER HIGHS

Goals: 1 (31 times), 3/25/09 vs. CGY**Assists:** 2 (7 times), 4/1/09 vs. NJ**Points:** 2 (14 times), 3/25/09 vs. CGY (2A)**SOG:** 6 (1 time), 12/17/99 at ATL**PIM:** 17 (1 time), 1/17/02 vs. OTT



CAREER STATISTICS

YEAR	TEAM	LEAGUE	REGULAR SEASON										PLAYOFFS					
			GP	G	A	PTS	PIM	+/-	PP	SH	GW	S	GP	G	A	PTS	PIM	
1993-94	Providence	Hockey East	31	1	2	3	26	--	--	--	--	--	--	--	--	--	--	--
1994-95	Providence	Hockey East	26	1	3	4	22	--	--	--	--	--	--	--	--	--	--	--
1995-96	Providence	Hockey East	39	5	12	17	54	--	--	--	--	--	--	--	--	--	--	--
1996-97	Providence	Hockey East	35	5	16	21	52	--	--	--	--	--	--	--	--	--	--	--
1997-98	Boston	NHL	68	2	4	6	47	4	0	0	0	56	6	0	0	0	0	4
	Providence	AHL	4	1	0	1	23	-2	0	0	0	8	--	--	--	--	--	--
1998-99	Boston	NHL	80	3	7	10	63	-10	0	0	2	102	12	0	0	0	0	14
1999-00	Boston	NHL	81	3	9	12	51	0	0	0	0	120	--	--	--	--	--	--
	United States	WC	7	0	0	0	14	--	0	0	0	9	--	--	--	--	--	--
2000-01	Boston	NHL	80	1	10	11	71	-2	0	0	0	79	--	--	--	--	--	--
	United States	WC	9	0	0	0	4	--	--	--	--	--	--	--	--	--	--	--
2001-02	Boston	NHL	79	4	18	22	77	16	0	0	0	137	6	0	1	1	2	
2002-03	Boston	NHL	76	4	13	17	56	21	0	0	0	114	5	0	0	0	4	
2003-04	Boston	NHL	82	2	7	9	99	16	0	0	0	104	7	0	1	1	4	
	United States	WC	9	0	2	2	12	--	--	--	--	--	--	--	--	--	--	--
2004-05	Lukko	Finland	31	2	8	10	110	--	--	--	--	--	8	0	0	0	0	57
	United States	WC	7	0	0	0	6	--	--	--	--	--	--	--	--	--	--	--
2005-06	Boston	NHL	80	1	9	10	124	-4	0	0	0	68	--	--	--	--	--	--
	United States	WC	7	0	0	0	14	--	--	--	--	--	--	--	--	--	--	--
2006-07	Toronto	NHL	82	6	14	20	91	11	0	0	1	79	--	--	--	--	--	--
2007-08	Toronto	NHL	63	2	18	20	52	0	0	0	0	69	--	--	--	--	--	--
	PITTSBURGH	NHL	18	1	3	4	16	6	0	0	0	17	20	0	1	1	12	
2008-09	PITTSBURGH	NHL	62	2	8	10	53	11	0	0	0	40	-	--	--	--	--	--
NHL TOTALS			851	31	120	151	800	69	0	0	3	985	56	0	3	3	40	
PITTSBURGH TOTALS			80	3	11	14	69	17	0	0	0	57	20	0	1	1	12	

2 HAL GILL • D

GAME # TEAM/ PLAYER	DATE	OPP.	G	A	P	PIM	SHIFTS	TOI	F/O WON	F/O LOST	SHOTS	B/S	Hits	+/-	REMARKS
1/1	10/4	@OTT	0	0	0	2	32	22:07	-	-	1	3	2	2	
2/2	10/5	OTT	0	0	0	0	18	17:08	-	-	0	0	0	E	
3/3	10/11	NJ	0	0	0	5	23	19:36			0	1	3	-1	
4/4	10/14	PHI	0	0	0	0	25	21:21	-	-	2	2	0	-1	
5/5	10/16	WSH	0	0	0	2	21	22:40	-	-	1	4	0	-1	
6/6	10/18	TOR	0	0	0	0	20	22:28	-	-	0	2	1	E	
7/7	10/20	@BOS	0	0	0	0	24	19:13	-	-	0	4	1	1	
8/	10/23	CAR	-	-	-	-	-	-	-	-	-	-	-	-	INJ
9/	10/25	@NYR	-	-	-	-	-	-	-	-	-	-	-	-	INJ
10/	10/28	@SJ	-	-	-	-	-	-	-	-	-	-	-	-	INJ
11/8	10/30	@PHX	0	0	0	0	23	18:16	-	-	0	1	0	E	
12/9	11/1	@STL	0	1	1	2	26	19:01	-	-	0	1	0	-1	
13/10	11/6	EDM	0	0	0	2	27	19:43	-	-	1	1	1	-2	
14/11	11/8	@NYI	0	0	0	0	24	17:15	-	-	1	2	0	E	800th NHL Game
15/12	11/11	@DET	0	0	0	0	25	16:58	-	-	0	3	1	2	
16/13	11/13	PHI	0	0	0	0	25	20:08	-	-	0	0	1	E	
17/14	11/15	BUF	0	0	0	0	22	18:01	-	-	0	1	1	1	
18/15	11/18	MIN	0	0	0	0	23	20:38	-	-	1	3	1	E	
19/16	11/20	@ATL	0	0	0	2	22	16:48	-	-	1	0	0	-1	
20/17	11/22	VAN	0	0	0	2	18	14:22	-	-	1	0	2	0	
21/18	11/26	@NYI	0	0	0	0	20	17:09	-	-	1	2	2	1	
22/19	11/28	@BUF	0	0	0	4	24	17:17	-	-	1	2	0	2	
23/20	11/29	NJ	0	1	1	0	24	20:48	-	-	0	2	0	2	
24/21	12/3	@NYR	0	0	0	0	21	19:18	-	-	0	3	4	1	
25/22	12/4	@CAR	0	0	0	0	24	21:59	-	-	1	4	0	-1	
26/23	12/6	@OTT	0	0	0	0	19	17:11	-	-	0	4	0	-1	
27/	12/8	BUF	-	-	-	-	-	-	-	-	-	-	-	-	INJ
28/	12/10	@NJ	-	-	-	-	-	-	-	-	-	-	-	-	INJ
29/	12/11	NYI	-	-	-	-	-	-	-	-	-	-	-	-	INJ
30/	12/13	PHI	-	-	-	-	-	-	-	-	-	-	-	-	INJ
31/	12/18	@ATL	-	-	-	-	-	-	-	-	-	-	-	-	INJ
32/	12/20	TOR	-	-	-	-	-	-	-	-	-	-	-	-	INJ
33/	12/22	@BUF	-	-	-	-	-	-	-	-	-	-	-	-	INJ
34/	12/23	TB	-	-	-	-	-	-	-	-	-	-	-	-	INJ
35/	12/26	NJ	-	-	-	-	-	-	-	-	-	-	-	-	INJ
36/	12/27	MTL	-	-	-	-	-	-	-	-	-	-	-	-	INJ
37/24	12/30	BOS	0	0	0	0	22	17:49	-	-	0	2	0	-1	
38/25	1/1	@BOS	0	0	0	0	16	11:59	-	-	0	0	3	E	
39/26	1/3	FLA	0	0	0	4	23	15:06	-	-	1	1	0	-1	
40/	1/5	@NYR	-	-	-	-	-	-	-	-	-	-	-	-	DND
41/	1/6	ATL	-	-	-	-	-	-	-	-	-	-	-	-	DND
Half- Season Totals			0	2	2	25	591	18:38	0	0	13	48	23	1	

2 HAL GILL • D


GAME # TEAM/ PLAYER	DATE	OPP.	G	A	P	PIM	SHIFTS	TOI	F/O WON	F/O LOST	SHOTS	B/S	Hits	+/-	REMARKS
42/	1/8	@ NSH	-	-	-	-	-	-	-	-	-	-	-	-	DND
43/27	1/10	@ COL	0	0	0	0	18	14:12	-	-	0	1	0	-2	
44/28	1/13	@ PHI	0	0	0	0	25	16:08	-	-	0	2	0	E	
45/29	1/14	WSH	0	0	0	2	20	18:08	-	-	0	6	1	-2	
46/30	1/16	ANA	1	1	2	2	24	19:49	-	-	2	2	2	2	
47/31	1/18	NYR	0	1	1	0	19	17:08	-	-	0	1	0	1	
48/32	1/20	CAR	0	0	0	2	16	12:26	-	-	0	1	0	E	
49/33	1/28	NYR	0	0	0	0	19	15:33	-	-	0	0	0	2	
50/	1/30	NJ	-	-	-	-	-	-	-	-	-	-	-	-	DND
51/34	1/31	@ TOR	0	0	0	0	15	11:41	-	-	0	0	4	E	
52/	2/3	@ MTL	-	-	-	-	-	-	-	-	-	-	-	-	DND
53/35	2/4	TB	0	0	0	0	17	13:03	-	-	0	1	0	E	
54/36	2/6	CBJ	0	1	1	2	24	17:46	-	-	0	3	0	1	
55/37	2/8	DET	0	0	0	0	18	17:09	-	-	1	3	1	E	
56/38	2/11	SJ	0	0	0	0	28	23:43	-	-	2	1	0	-1	
57/	2/14	@ TOR	-	-	-	-	-	-	-	-	-	-	-	-	DND
58/39	2/16	NYI	0	0	0	0	22	19:50	-	-	1	0	1	E	
59/40	2/19	MTL	0	0	0	0	23	19:36	-	-	2	1	4	E	
60/41	2/21	@ PHI	0	0	0	0	23	18:49	-	-	1	4	0	-1	
61/ 42	2/22	@ WSH	0	0	0	0	21	16:20	-	-	0	0	7	-1	
62/43	2/25	NYI	0	0	0	2	21	15:30	-	-	0	2	2	E	
63/44	2/27	@ CHI	0	0	0	0	24	18:45	-	-	0	1	1	2	
64/45	3/1	@ DAL	0	0	0	4	21	18:29	-	-	0	1	1	1	
65/46	3/3	@ TB	0	0	0	2	23	18:31	-	-	2	1	2	1	
66/47	3/5	@ FLA	0	0	0	0	22	18:08	-	-	1	5	1	E	
67/48	3/8	@ WSH	0	0	0	0	26	15:38	-	-	0	4	2	E	
68/49	3/10	FLA	0	0	0	4	20	15:48	-	-	0	0	2	-1	
69/50	3/12	@ CBJ	0	0	0	0	21	18:36	-	-	2	1	1	2	
70/51	3/14	OTT	0	0	0	0	23	20:01	-	-	3	3	4	1	
71/52	3/15	BOS	0	0	0	0	21	18:24	-	-	1	2	2	1	
72/53	3/17	ATL	0	0	0	0	24	17:30	-	-	1	3	2	-1	
73/ 54	3/20	LA	0	1	1	0	21	15:43	-	-	1	4	0	1	
74/55	3/22	PHI	0	0	0	2	21	15:45	-	-	0	1	3	E	
75/56	3/25	CAL	1	0	1	0	25	21:25	-	-	1	1	3	1	
76/57	3/28	NYR	0	0	0	0	22	16:59	-	-	2	0	1	E	
77/58	4/1	NJ	0	2	2	0	22	18:19	-	-	0	1	1	4	150TH POINT
78/59	4/4	@ CAR	0	0	0	0	23	18:43	-	-	1	1	3	1	
79/60	4/5	@ FLA	0	0	0	0	21	16:12	-	-	1	3	1	-1	
80/61	4/7	@ TB	0	0	0	4	27	17:44	-	-	0	0	3	E	
81/	4/9	NYI	-	-	-	-	-	-	-	-	-	-	-	-	DND
82/62	4/11	@ MTL	0	0	0	2	22	17:38	-	-	2	4	0	-1	
Second- Half Totals			2	6	8	28	782	17:22	0	0	27	64	55	10	
Final Totals			2	8	10	53	1373	17:54	0	0	40	112	78	11	

ERIC GODARD • 28



Position: RW
Ht: 6-4
DOB: 3/7/80
Acquired: Signed as a free agent on July 1, 2008.

Shoots: Right
Wt: 214
Birthplace: Vernon, BC



2008-09: Hard-nosed winger collected four points (2+2) and 171 penalty minutes in his first season with Pittsburgh ... His 171 penalty minutes tied a career high and ranked eighth in the NHL ... Voted by his teammates as the "Player's Player" award winner as the player that best exemplifies leadership and dedication to teamwork ... Notched first point with Pittsburgh Oct. 14 vs. Philadelphia (assist) ... Tallied first goal as a Penguin Dec. 13 at Philadelphia ... Made his Penguins' debut Oct. 4 at Ottawa (Stockholm, Sweden) ... Appeared in his 250th career contest Feb. 11 vs. San Jose ... Named the team's Edward J. DeBartolo "Community Service" Award winner for his exceptional effort and time committed to community and charity projects.

NHL CAREER: Rugged winger compiled 652 penalty minutes in 271 career NHL games with NY Islanders, Calgary and Pittsburgh ... Played career-high 74 games with Calgary Flames in 2007-08 ... Registered two points (1+1) and career-high 171 penalty minutes ... Also appeared in five playoff games with Flames ... Made NHL debut with Islanders vs. Philadelphia on Oct. 17, 2002 ... Recorded first NHL point with an assist Nov. 20, 2003 vs. Tampa Bay ... Scored first NHL goal Dec. 19, 2005 vs. Toronto.

JUNIOR: Played three seasons for Lethbridge of Western Hockey League from 1997-00, tallying 15 points (5+10) with 549 penalty minutes in 133 games ... Led WHL in penalty minutes with 310 in 1999-00.

PERSONAL: Lists General Motors Place as favorite road arena and Nashville as favorite city to visit on the road ... Other favorites include: food – fried peanut butter and banana sandwiches; movie – Touching the Void and The Union; vacation spot – St. Lucia ... Lists his second NHL goal against Carolina on Jan. 6, 2006, as his most memorable moment in hockey ... Signed through 2010-11.

CAREER VS. NHL

	GP	G	A	PTS	PIM
ANA	6	0	0	0	17
ATL	13	0	0	0	53
BOS	7	0	0	0	17
BUF	14	0	0	0	21
CGY	3	0	0	0	5
CAR	7	1	1	2	11
CHI	7	0	0	0	2
COL	13	0	1	1	51
CBJ	9	0	0	0	43
DAL	6	0	0	0	0
DET	7	0	0	0	2
EDM	13	0	1	1	46
FLA	8	0	0	0	28
LAK	5	0	0	0	2
MIN	12	0	0	0	36
MON	8	0	0	0	14
NSH	8	1	0	1	5
NJD	11	0	0	0	22
NYI	6	0	1	1	9
NYR	17	0	0	0	46
OTT	9	1	0	1	26
PHI	16	1	1	2	54
PHX	5	0	0	0	0
PIT	7	0	0	0	5
SJS	6	0	0	0	27
STL	7	0	1	1	10
TBL	13	0	1	1	29
TOR	11	1	0	1	54
VAN	9	0	0	0	8
WSH	8	0	0	0	9
Totals	271	5	7	12	652

CAREER HIGHS

Goals: 1 (5 times), 3/14/09 vs. OTT

Assists: 1 (7 times), 4/9/09 vs. NYI

Points: 1 (12 times), 4/9/09 vs. NYI (0G-1A)

SOG: 4 (1 time), 11/24/07 at COL

PIM: 27 (2 times), 2/4/08 at EDM



CAREER STATISTICS

YEAR	TEAM	LEAGUE	REGULAR SEASON										PLAYOFFS				
			GP	G	A	PTS	PIM	+/-	PP	SH	GW	S	GP	G	A	PTS	PIM
1997-98	Lethbridge	WHL	7	0	0	0	26	--	--	--	--	--	2	0	0	0	0
1998-99	Lethbridge	WHL	66	2	5	7	213	--	--	--	--	--	4	0	0	0	14
1999-00	Lethbridge	WHL	60	3	5	8	310	-15	1	0	0	--	--	--	--	--	--
1999-00	Louisville	AHL	4	0	1	1	2	16	0	0	0	1	--	--	--	--	--
2000-01	Louisville	AHL	45	0	0	0	132	-8	0	0	0	5	--	--	--	--	--
2001-02	Bridgeport	AHL	67	1	4	5	198	1	0	0	1	--	20	0	4	4	30
2002-03	NY Islanders	NHL	19	0	0	0	48	-3	0	0	0	6	2	0	1	1	4
2002-03	Bridgeport	AHL	46	2	2	4	199	-10	2	0	1	37	6	0	0	0	16
2003-04	NY Islanders	NHL	31	0	1	1	97	-2	0	0	0	5	--	--	--	--	--
2003-04	Bridgeport	AHL	7	0	0	0	13	-2	0	0	0	--	--	--	--	--	--
2004-05	Bridgeport	AHL	75	7	11	18	295	-10	2	0	0	--	--	--	--	--	--
2005-06	NY Islanders	NHL	57	2	2	4	115	-2	0	0	0	17	--	--	--	--	--
2006-07	Calgary	NHL	19	0	1	1	50	0	0	0	0	3	--	--	--	--	--
2006-07	Omaha	AHL	36	5	4	9	94	-2	0	1	2	--	--	--	--	--	--
2007-08	Calgary	NHL	74	1	1	2	171	-8	0	0	1	14	5	0	0	0	2
2008-09	PITTSBURGH	NHL	71	2	2	4	171	-3	0	0	0	20	--	--	--	--	--
NHL TOTALS			271	5	7	12	652	-18	0	0	1	65	7	0	1	1	6
PITTSBURGH TOTALS			71	2	2	4	171	-3	0	0	0	20	--	--	--	--	--

28 ERIC GODARD • RW

GAME # TEAM/ PLAYER	DATE	OPP.	G	A	P	PIM	SHIFTS	TOI	F/O WON	F/O LOST	SHOTS	B/S	Hits	+/-	REMARKS
1/1	10/4	@OTT	0	0	0	2	5	02:35	-	-	1	0	1	E	
2/2	10/5	OTT	0	0	0	4	4	03:18	-	-	2	0	0	E	
3/3	10/11	NJ	0	0	0	7	11	04:53	-	-	0	0	1	E	
4/4	10/14	PHI	0	1	1	5	7	03:25	-	-	0	0	2	1	
5/5	10/16	WSH	0	0	0	2	8	03:52	-	-	1	0	0	E	
6/6	10/18	TOR	0	0	0	0	8	06:30	-	-	0	1	2	E	
7/7	10/20	@BOS	0	0	0	7	12	06:28	-	-	1	0	0	E	
8/8	10/23	CAR	0	0	0	5	11	07:51	-	-	0	0	0	E	
9/9	10/25	@NYR	0	0	0	0	12	07:25	-	-	0	0	2	E	
10/10	10/28	@SJ	0	0	0	5	6	03:38	-	-	0	0	0	E	
11/11	10/30	@PHX	0	0	0	0	11	06:25	-	-	0	0	1	E	
12/12	11/1	@STL	0	0	0	0	8	05:48	-	-	0	0	1	-1	
13/13	11/6	EDM	0	0	0	7	9	04:17	-	-	0	0	0	-1	
14/14	11/8	@NYI	0	0	0	0	8	05:54	-	-	0	0	0	E	
15/15	11/11	@DET	0	0	0	2	8	04:29	-	-	1	0	1	-1	
16/16	11/13	PHI	0	0	0	0	6	03:47	-	-	0	0	0	E	
17/17	11/15	BUF	0	0	0	0	5	04:55	-	-	1	0	0	E	
18/18	11/18	MIN	0	0	0	0	7	04:35	-	-	0	0	2	E	
19/19	11/20	@ATL	0	0	0	0	6	03:18	-	-	0	0	0	-1	
20/20	11/22	VAN	0	0	0	0	12	05:59	-	-	0	0	2	1	
21/21	11/26	@NYI	0	0	0	5	8	04:27	-	-	2	0	1	E	
22/22	11/28	@BUF	0	0	0	0	8	04:21	-	-	0	0	0	-1	
23/23	11/29	NJ	0	0	0	0	6	03:47	-	-	0	0	2	E	
24/24	12/3	@NYR	0	0	0	5	5	03:01	-	-	1	0	1	E	
25/25	12/4	@CAR	0	0	0	2	9	05:46	-	-	0	4	0	E	
26/26	12/6	@OTT	0	0	0	5	7	03:30	-	-	0	0	2	E	
27/27	12/8	BUF	0	0	0	0	6	04:29	-	-	0	0	0	-1	
28/	12/10	@NJ	-	-	-	-	-	-	-	-	-	-	-	-	DND
29/	12/11	NYI	-	-	-	-	-	-	-	-	-	-	-	-	DND
30/28	12/13	PHI	1	0	1	7	10	06:55	-	-	1	1	1	1	1st goal, 550 career PIM
31/29	12/18	@ATL	0	0	0	10	11	05:31	-	-	0	0	0	E	
32/30	12/20	TOR	0	0	0	14	8	03:39	-	-	0	1	1	E	
33/31	12/22	@BUF	0	0	0	7	6	04:34	-	-	1	0	0	E	
34/32	12/23	TB	0	0	0	0	5	03:48	-	-	0	0	0	-1	
35/33	12/26	NJ	0	0	0	0	5	03:39	-	-	0	1	0	E	
36/	12/27	MTL	-	-	-	-	-	-	-	-	-	-	-	-	INJ
37/	12/30	BOS	-	-	-	-	-	-	-	-	-	-	-	-	INJ
38/	1/1	@BOS	-	-	-	-	-	-	-	-	-	-	-	-	INJ
39/	1/3	FLA	-	-	-	-	-	-	-	-	-	-	-	-	INJ
40/34	1/5	@NYR	0	0	0	5	5	03:35	-	-	0	0	0	E	
41/35	1/6	ATL	0	0	0	0	5	04:51	-	-	0	0	1	E	
Half- Season Totals			1	1	2	106	268	04:43	0	0	12	8	24	-4	

28 ERIC GODARD • RW

GAME # TEAM/ PLAYER	DATE	OPP.	G	A	P	PIM	SHIFTS	TOI	F/O WON	F/O LOST	SHOTS	B/S	Hits	+/-	REMARKS
42/36	1/8	@ NSH	0	0	0	0	8	03:56	-	-	0	0	0	E	
43/37	1/10	@ COL	0	0	0	0	4	02:47	-	-	0	0	0	E	
44/38	1/13	@ PHI	0	0	0	5	7	05:38	-	-	0	0	0	E	
45/39	1/14	WSH	0	0	0	0	6	04:17	-	-	0	1	0	E	
46/40	1/16	ANA	0	0	0	0	7	04:27	-	-	0	0	0	E	
47/41	1/18	NYR	0	0	0	0	10	07:32	-	-	0	1	2	E	
48/42	1/20	CAR	0	0	0	0	4	03:15	-	-	0	1	0	E	
49/43	1/28	NYR	0	0	0	5	3	01:03	-	-	0	0	0	E	
50/44	1/30	NJ	0	0	0	0	6	03:28	-	-	0	0	0	E	
51/45	1/31	@ TOR	0	0	0	0	6	03:40	-	-	0	0	0	-1	
52/46	2/3	@ MTL	0	0	0	5	3	01:56	-	-	0	0	1	1	
53/47	2/4	TB	0	0	0	0	4	02:44	-	-	0	0	0	E	
54/48	2/6	CBJ	0	0	0	12	6	04:05	-	-	0	0	0	E	
55/49	2/8	DET	0	0	0	0	3	02:15	-	-	1	0	1	E	
56/50	2/11	SJ	0	0	0	0	5	03:35	-	-	1	1	0	E	250TH NHL GAME
57/51	2/14	@ TOR	0	0	0	2	5	03:33	-	-	0	0	1	E	
58/52	2/16	NYI	0	0	0	0	3	02:09	-	-	0	0	1	E	
59/53	2/19	MTL	0	0	0	5	4	02:38	-	-	1	0	0	E	
60/54	2/21	@ PHI	0	0	0	5	4	02:31	-	-	0	0	1	E	
61/55	2/22	@ WSH	0	0	0	0	4	02:44	-	-	0	0	1	E	
62/56	2/25	NYI	0	0	0	2	5	04:11	-	-	0	0	1	E	
63/57	2/27	@ CHI	0	0	0	2	5	01:49	-	-	1	0	0	E	
64/58	3/1	@ DAL	0	0	0	0	5	03:12	-	-	0	0	0	E	
65/59	3/3	@ TB	0	0	0	5	6	04:06	-	-	0	0	0	E	
66/	3/5	@ FLA	-	-	-	-	-	-	-	-	-	-	-	-	DND
67/60	3/8	@ WSH	0	0	0	0	3	02:13	-	-	0	0	0	E	
68/61	3/10	FLA	0	0	0	0	3	02:07	-	-	1	0	1	E	
69/62	3/12	@ CBJ	0	0	0	0	2	02:21	-	-	0	0	0	E	
70/63	3/14	OTT	1	0	1	0	3	01:54	-	-	1	0	0	1	
71/64	3/15	BOS	0	0	0	0	3	02:02	-	-	0	0	0	E	
72/65	3/17	ATL	0	0	0	5	8	05:44	-	-	1	0	1	-1	
73/	3/20	LA	-	-	-	-	-	-	-	-	-	-	-	-	DND
74/66	3/22	PHI	0	0	0	0	3	02:18	-	-	0	0	0	E	
75/67	3/25	CAL	0	0	0	0	5	03:46	-	-	0	0	1	E	
76/68	3/28	NYR	0	0	0	5	3	01:55	-	-	0	0	1	E	
77/	4/1	NJ	-	-	-	-	-	-	-	-	-	-	-	-	DND
78/	4/4	@ CAR	-	-	-	-	-	-	-	-	-	-	-	-	DND
79/	4/5	@ FLA	-	-	-	-	-	-	-	-	-	-	-	-	DND
80/69	4/7	@ TB	0	0	0	5	6	04:29	-	-	1	0	0	E	
81/70	4/9	NYI	0	1	1	2	9	05:50	-	-	0	0	0	1	
82/71	4/11	@ MTL	0	0	0	0	11	07:22	-	-	0	0	0	E	
Second- Half Totals			1	1	2	65	182	03:26	0	0	8	4	13	1	
Final Totals			2	2	4	171	450	04:04	0	0	20	12	37	-3	

SERGEI GONCHAR • 55



Position: D
Ht: 6-2
DOB: 4/13/74
Acquired: Signed by the Penguins as a free agent on Aug. 3, 2005.

Shoots: Left
Wt: 211
Birthplace: Chelyabinsk, Russia



2008-09: Penguins' blue line leader posted 19 points (6+13) in 25 games ... Missed season's first 56 games after dislocating his left shoulder in a preseason game against Tampa Bay Sept. 20 ... Made season debut Feb. 14 at Toronto ... Went scoreless in first game back and then posted a six-game scoring streak (2+5) from Feb. 16 to 27, his longest streak as a Penguin ... Led team in ice time per game with 25:11 minutes ... Despite low number of games played, still finished fifth on team in power-play points (13) ... Tied a career high with three assists March 17 vs. Atlanta, added a goal for a four-point game ... Tallied his 200th point as a Penguin with an assist March 15 vs. Boston.

NHL CAREER: Gifted defenseman has amassed 191 goals, 443 assists, 634 points, 86 power-play goals, 247 power-play assists and a plus-58 rating in his 14-year NHL career with stops in Washington, Boston and Pittsburgh ... Confirmed status as one of NHL's elite defenseman last year, finishing second in scoring among NHL defensemen for second straight year with 65 points (12+53) and tied for second among defensemen in playoffs with 14 points (1+13) ... Tied playoff career high with three assists in Game 2 of Eastern Conference Finals vs. Philadelphia and assisted on triple-overtime game-winner in Game 5 of Stanley Cup Final vs. Detroit ... Finished fourth in voting for Norris Trophy as NHL's best defenseman behind Nicklas Lidstrom, Dion Phaneuf and Zdeno Chara ... Has scored at least 50 points in eight seasons ... Named to All-Star Team four times ... Broke into the NHL with Washington in 1994-95 and played 10 seasons with the Capitals from 1994-2004 ... Played in Stanley Cup Final with Washington in 1998 ... Established career highs with 26 goals in 2001-02 and 67 points in 2002-03 ... Set career high with 54 assists and tied career mark with 67 points in 2006-07 with Penguins ... 67 points were most by Penguins defenseman since Larry Murphy had 73 in 1993-94.

INTERNATIONAL: Won two Olympic medals with Russia – silver in 1998 and bronze in 2002 ... Also represented Russia in two World Championships (2000 and 2007), two World Cups (1996, 2005), one World Junior Championship (1993) and one European Junior Championship (1992) ... Has seven points in eight career World Cup games, tallying seven points (3+4) ... Played with Magnitogorsk in Russian league during 2004-05 lockout, recording 19 points (2+17) in 40 games ... Was Magnitogorsk teammate of Evgeni Malkin and Petr Sykora ... Played three seasons in Russian league from 1991-94, one for Traktor Chelyabinsk and two for Dynamo Moscow, before coming to North America.

PERSONAL: Nicknames – “Gonch” and “Sarge” ... Lists Viacheslav Fetisov and Paul Coffey as hockey idols ... Most memorable hockey moments include two Stanley Cup Finals and 1998 Olympic silver medal ... New York is favorite road city and Air Canada Centre in Toronto is favorite road arena ... Other favorites include: vacation spot – Miami and South France; food – sushi; band – Queen; movie – Get Shorty ... Favorite sport other than hockey is tennis ... Lists Michael Jordan as the person he would like to meet ... Sergei and his wife, Ksenia, have two daughters, Natalie and Victoria ... They reside in St. Petersburg, Russia during the offseason. ... Signed through 2009-10

CAREER VS. NHL

	GP	G	A	PTS	PIM
ANA	15	2	3	5	14
ATL	37	11	24	35	30
BOS	47	7	18	25	42
BUF	40	3	13	16	16
CGY	15	7	3	10	18
CAR	48	7	25	32	38
CHI	16	4	9	13	8
COL	17	3	6	9	12
CBJ	8	6	7	13	10
DAL	15	0	4	4	19
DET	15	2	5	7	8
EDM	14	1	3	4	10
FLA	55	10	28	38	36
LAK	17	5	7	12	8
MIN	9	2	4	6	2
MON	51	11	26	37	54
NSH	12	2	4	6	8
NJD	62	9	31	40	54
NYI	60	14	32	46	40
NYR	62	12	32	44	48
OTT	48	9	25	34	42
PHI	60	14	32	46	78
PHX	16	3	9	12	14
PIT	33	7	13	20	24
SJS	17	9	3	12	10
STL	16	4	3	7	22
TBL	58	12	27	39	54
TOR	38	10	29	39	48
VAN	13	1	4	5	12
WSH	15	4	14	18	14
Totals	929	191	443	634	793

CAREER HIGHS

Goals: 3 (1 time), 1/4/00 vs. MTL

Assists: 3 (15 times), 3/17/09 vs. ATL

Points: 5 (1 time), 12/13/06 vs. PHI (2G-3A)

SOG: 12 (1 time), 2/4/06 vs. NYI

PIM: 10 (1 time), 3/9/98 vs. CGY

Hat Tricks: 1, 1/4/00 vs. MTL (3G)



CAREER STATISTICS

YEAR	TEAM	LEAGUE	REGULAR SEASON										PLAYOFFS				
			GP	G	A	PTS	PIM	+/-	PP	SH	GW	S	GP	G	A	PTS	PIM
1991-92	Chelyabinsk	CIS	31	1	0	1	6	--	--	--	--	--	--	--	--	--	--
	Soviet Union	EJC	6	1	4	5	8	--	--	--	--	--	--	--	--	--	--
1992-93	Dyn. Moscow	CIS	31	1	3	4	70	--	--	--	--	--	10	0	0	0	12
	Russia	WJC	7	0	2	2	10	--	--	--	--	--	--	--	--	--	--
1993-94	Dyn. Moscow	CIS	44	4	5	9	36	--	--	--	--	--	10	0	3	3	14
	Portland	AHL	--	--	--	--	--	--	--	--	--	--	2	0	0	0	0
1994-95	Portland	AHL	61	10	32	42	67	--	--	--	--	--	--	--	--	--	--
	Washington	NHL	31	2	5	7	22	4	0	0	0	38	7	2	2	4	2
1995-96	Washington	NHL	78	15	26	41	60	25	4	0	4	139	6	2	4	6	4
	Russia	WCup	4	2	2	4	2	--	--	--	--	--	--	--	--	--	--
1996-97	Washington	NHL	57	13	17	30	36	-11	3	0	3	129	--	--	--	--	--
1997-98	L. Togliatti	Rus	7	3	2	5	4	--	--	--	--	--	--	--	--	--	--
	L. Togliatti	EuroHL	1	1	0	1	2	--	--	--	--	--	--	--	--	--	--
	Washington	NHL	72	5	16	21	66	2	2	0	0	134	21	7	4	11	30
	Russia	Olympics	6	0	2	2	0	--	--	--	--	--	--	--	--	--	--
1998-99	Washington	NHL	53	21	10	31	57	1	13	1	3	180	--	--	--	--	--
1999-00	Washington	NHL	73	18	36	54	52	26	5	0	3	181	5	1	0	1	6
	Russia	WC	6	1	0	1	2	--	--	--	--	--	--	--	--	--	--
2000-01	Washington	NHL	76	19	38	57	70	12	8	0	2	241	6	1	3	4	2
2001-02	Washington	NHL	76	26	33	59	58	-1	7	0	2	216	--	--	--	--	--
	Russia	Olympics	6	0	0	0	2	--	--	--	--	--	--	--	--	--	--
2002-03	Washington	NHL	82	18	49	67	52	13	7	0	2	224	6	0	5	5	4
2003-04	Washington	NHL	56	7	42	49	44	-20	4	0	0	127	--	--	--	--	--
	Boston	NHL	15	4	5	9	12	6	2	0	0	34	7	1	4	5	4
2004-05	Metallurg	Rus	40	2	17	19	54	--	--	--	--	--	4	1	1	2	6
	Russia	WCup	4	1	2	3	6	--	--	--	--	--	--	--	--	--	--
2005-06	PITTSBURGH	NHL	75	12	46	58	100	-13	8	0	2	192	--	--	--	--	--
	Russia	Olympics	8	0	2	2	8	-2	0	0	0	13	--	--	--	--	--
2006-07	PITTSBURGH	NHL	82	13	54	67	72	-5	10	1	3	191	5	1	3	4	2
	Russia	WC	9	1	4	5	4	4	0	0	--	20	--	--	--	--	--
2007-08	PITTSBURGH	NHL	78	12	53	65	66	13	8	0	2	173	20	1	13	14	8
2008-09	PITTSBURGH	NHL	25	6	13	19	26	6	5	0	1	71	--	--	--	--	--
NHL TOTALS			929	191	443	634	793	58	86	2	27	2270	83	16	38	54	62
PITTSBURGH TOTALS			260	43	166	209	264	1	31	1	8	627	25	2	16	18	10

55 SERGEI GONCHAR • D

GAME # TEAM/ PLAYER	DATE	OPP.	G	A	P	PIM	SHIFTS	TOI	F/O WON	F/O LOST	SHOTS	B/S	Hits	+/-	REMARKS	
42/	1/8	@ NSH	-	-	-	-	-	-	-	-	-	-	-	-	INJ	
43/	1/10	@ COL	-	-	-	-	-	-	-	-	-	-	-	-	INJ	
44/	1/13	@ PHI	-	-	-	-	-	-	-	-	-	-	-	-	INJ	
45/	1/14	WSH	-	-	-	-	-	-	-	-	-	-	-	-	INJ	
46/	1/16	ANA	-	-	-	-	-	-	-	-	-	-	-	-	INJ	
47/	1/18	NYR	-	-	-	-	-	-	-	-	-	-	-	-	INJ	
48/	1/20	CAR	-	-	-	-	-	-	-	-	-	-	-	-	INJ	
49/	1/28	NYR	-	-	-	-	-	-	-	-	-	-	-	-	INJ	
50/	1/30	NJ	-	-	-	-	-	-	-	-	-	-	-	-	INJ	
51/	1/31	@ TOR	-	-	-	-	-	-	-	-	-	-	-	-	INJ	
52/	2/3	@ MTL	-	-	-	-	-	-	-	-	-	-	-	-	INJ	
53/	2/4	TB	-	-	-	-	-	-	-	-	-	-	-	-	INJ	
54/	2/6	CBJ	-	-	-	-	-	-	-	-	-	-	-	-	INJ	
55/	2/8	DET	-	-	-	-	-	-	-	-	-	-	-	-	INJ	
56/	2/11	SJ	-	-	-	-	-	-	-	-	-	-	-	-	INJ	
57/1	2/14	@ TOR	0	0	0	0	22	20:01	-	-	4	1	2	-1	1ST GAME OF SEASON	
58/2	2/16	NYI	0	1	PP	1	0	23:40	-	-	4	7	1	1	1ST POINT OF SEASON	
59/3	2/19	MTL	1	0		1	0	22:47	-	-	1	2	2	1	1ST GOAL/ GWG	
60/4	2/21	@ PHI	0	1	PP	1	2	21:25	-	-	3	0	1	E		
61/5	2/22	@ WSH	1	PP	0	1	0	22	26:22	-	-	5	1	6	-1	
62/6	2/25	NYI	0	1		1	0	22	26:26	-	-	2	0	0	1	
63/7	2/27	@ CHI	0	2	1PP	2	4	29	24:28	-	-	1	1	2	E	
64/8	3/1	@ DAL	0	0		0	0	24	26:03	-	-	3	0	3	1	
65/9	3/3	@ TB	0	0		0	0	25	24:22	-	-	1	0	0	E	
66/	3/5	@ FLA	-	-	-	-	-	-	-	-	-	-	-	-	DND	
67/10	3/8	@ WSH	1	PP	0	1	4	32	28:24	-	-	2	2	0	1	
68/11	3/10	FLA	0	0		0	0	27	30:12	-	-	7	2	0	E	
69/12	3/12	@ CBJ	1	PP	0	1	0	29	28:55	-	-	4	1	3	-1	
70/13	3/14	OTT	0	0		0	4	26	26:18	-	-	3	3	0	-1	
71/14	3/15	BOS	1	PP	0	1	0	26	25:02	-	-	2	3	1	1	
72/15	3/17	ATL	1	PP	3	1PP	4	0	26	23:36	-	-	5	0	0	2
73/16	3/20	LA	0	1	PP	1	0	27	25:00	-	-	5	1	0	2	
74/17	3/22	PHI	0	0		0	4	26	27:28	-	-	1	0	0	-1	
75/18	3/25	CAL	0	0		0	4	25	24:37	-	-	1	0	3	E	
76/19	3/28	NYR	0	0		0	0	27	29:08	-	-	2	2	0	2	
77/20	4/1	NJ	0	2	2PP	2	0	23	23:24	-	-	4	1	0	-1	
78/21	4/4	@ CAR	0	0		0	0	29	25:37	-	-	1	5	0	-2	
79/22	4/5	@ FLA	0	0		0	0	27	26:30	-	-	3	0	1	E	
80/23	4/7	@ TB	0	0		0	2	26	22:24	-	-	3	1	0	-1	
81/24	4/9	NYI	0	1	PP	1	0	23	22:22	-	-	1	1	0	1	
82/25	4/11	@ MTL	0	1		1	2	21	25:07	-	-	3	4	0	2	
Second- Half Totals			6	13	19	26	637	25:11	-	-	71	38	25	6		
Final Totals			6	13	19	26	637	25:11	-	-	71	38	25	6		

BILL GUERIN • 13

**Position:** RW**Ht:** 6-2**DOB:** 11/9/70**Acquired:** From NY Islanders on March 4 for a 2009 conditional draft pick.**Shoots:** Right**Wt:** 220**Birthplace:** Worcester, MA

2008-09: Totaled 48 points with 21 goals and 27 assists this season with stints in Pittsburgh and NY Islanders ... Notched 12 points (5G-7A) in 17 games with Pittsburgh, including his 20th goal of the season April 1 vs. New Jersey ... Become the eighth U.S.-born player to join the 400/400 club in goals and assists ... Recorded his 400th career assist March 10 vs. Florida ... Netted his 400th NHL goal Dec. 26 vs. Toronto as a member of the Islanders ... Registered his 800th career point March 5 at Florida, the 14th U.S.-born player to reach the milestone ... Became 79th NHL player to reach 400 career goals.

NHL CAREER: Veteran winger has played in 1,185 games over 16 NHL seasons with New Jersey, Edmonton, Boston, Dallas, St. Louis, San Jose, NY Islanders and Pittsburgh ... Compiled 408 goals and 403 assists for 811 points, the eighth U.S.-born player to reach the 400/400 club ... Has appeared in 105 playoff games, netting 28 goals, 50 points and a Stanley Cup championship with New Jersey in 1994-95 ... Scored a career-high 41 goals with Boston in 2001-02 season and has tallied 30 goals five times in his career ... Was New Jersey's first-round pick (fifth overall) in the 1989 NHL Entry Draft.

INTERNATIONAL: Played in six games for United States at 2006 Olympic Winter Games in Torino, Italy, registering one goal ... Skated in five games with Team USA at 2004 World Cup, finishing first

on the team in plus-minus (+6) and shots (16), second in goals (2) and tied for third in points (4) ... Appeared in six games at 2002 Winter Olympics in Salt Lake City, notching four goals (second most on team) to help capture a silver medal for the United States ... Made Olympics debut at 1998 Nagano games, posting three assists in four games ... Won gold medal at 1996 World Cup after registering two assists ... Played in 46 games for U.S. National Team during 1991-92 Pre-Olympic Tour and totaled 27 points (12+15) ... Skated in seven games at the 1989 World Junior Championships, recording three assists and 16 penalty minutes in seven games.

COLLEGE: Played two seasons with Boston College (1989-91) ... Tallied 40 goals and 30 assists for 70 points and 166 penalty minutes in 77 career games.


PERSONAL: Says No. 13 is his wife's lucky number ... Enjoys golf and motorcycles ... Lists playing guitar with Bruce Springsteen as one of the things he would like most to do ... He and his wife, Kara, have three daughters, Kayla, Grace and Lexi, and one son, Liam ... Signed through 2008-09 season.

CAREER VS. NHL

	GP	G	A	PTS	PIM
ANA	45	14	24	38	75
ATL	23	9	10	19	23
BOS	35	12	9	21	61
BUF	44	18	22	40	40
CGY	40	7	16	23	70
CAR	41	12	7	19	64
CHI	40	16	16	32	32
COL	53	15	20	35	77
CBJ	25	18	8	26	31
DAL	24	6	9	15	40
DET	42	13	12	25	25
EDM	26	10	10	20	32
FLA	48	10	10	20	60
LAK	45	15	12	27	103
MIN	19	7	6	13	34
MON	44	15	16	31	36
NSH	27	11	5	16	42
NJD	28	15	8	23	34
NYI	41	14	11	25	47
NYR	52	15	12	27	67
OTT	42	12	16	28	75
PHI	53	19	11	30	58
PHX	48	15	20	35	62
PIT	51	17	22	39	89
SJS	41	18	15	33	72
STL	35	13	16	29	35
TBL	47	15	20	35	77
TOR	36	9	12	21	54
VAN	42	14	15	29	40
WSH	48	24	13	37	30
Totals	1185	408	403	811	1585

CAREER HIGHS

Goals: 3 (8 times), 3/13/07 vs. MIN**Assists:** 3 (4 times), 11/23/05 vs. ANA**Points:** 4 (8 times), 3/13/07 vs. MIN (3G-1A)**SOG:** 12 (1 time), 11/8/01 vs. MIN**PIM:** 14 (1 time), 12/11/08 at PIT**Hat Tricks:** 8, 3/13/07 vs. MIN



CAREER STATISTICS

REGULAR SEASON

PLAYOFFS

YEAR	TEAM	LEAGUE	GP	G	A	PTS	PIM	+/-	PP	SH	GW	S	GP	G	A	PTS	PIM
1988-89	United States	WJC	7	0	3	3	16	--	--	--	--	--	--	--	--	--	--
1989-90	Boston College	HE	39	14	11	25	54	--	--	--	--	--	--	--	--	--	--
	United States	WJC	7	0	0	0	18	--	--	--	--	--	--	--	--	--	--
1990-91	Boston College	HE	38	26	19	45	102	--	--	--	--	--	--	--	--	--	--
1991-92	New Jersey	NHL	5	0	1	1	9	0	0	0	0	8	6	3	0	3	4
	United States	Nat'l Tm	46	12	15	27	67	--	--	--	--	--	--	--	--	--	--
	Utica	AHL	22	13	10	23	6	--	--	--	--	--	4	1	3	4	14
1992-93	New Jersey	NHL	65	14	20	34	63	14	0	0	2	123	5	1	1	2	4
	Utica	AHL	18	10	7	17	47	--	--	--	--	--	--	--	--	--	--
1993-94	New Jersey	NHL	81	25	19	44	101	14	2	0	3	195	17	2	1	3	35
1994-95	New Jersey	NHL	48	12	13	25	72	6	4	0	3	96	20	3	8	11	30
1995-96	New Jersey	NHL	80	23	30	53	116	7	8	0	6	216	--	--	--	--	--
1996-97	New Jersey	NHL	82	29	18	47	95	-2	7	0	9	177	8	2	1	3	18
	United States	W-Cup	7	0	2	2	17	--	--	--	--	--	--	--	--	--	--
1997-98	New Jersey	NHL	19	5	5	10	13	0	1	0	2	48	--	--	--	--	--
	Edmonton	NHL	40	13	16	29	80	1	8	0	2	130	12	7	1	8	17
	United States	Olympics	4	0	3	3	17	--	--	--	--	--	--	--	--	--	--
1998-99	Edmonton	NHL	80	30	34	64	133	7	13	0	2	261	3	0	2	2	2
1999-00	Edmonton	NHL	70	24	22	46	123	4	11	0	2	188	5	3	2	5	9
2000-01	Edmonton	NHL	21	12	10	22	18	11	4	0	1	64	--	--	--	--	--
	Boston	NHL	64	28	35	63	122	-4	7	1	4	225	6	4	2	6	6
2001-02	Boston	NHL	78	41	25	66	91	-1	10	1	7	355	--	--	--	--	--
	United States	Olympics	6	4	0	4	4	--	--	--	--	--	--	--	--	--	--
2002-03	Dallas	NHL	64	25	25	50	113	5	11	0	2	229	4	0	0	0	4
2003-04	Dallas	NHL	82	34	35	69	109	14	9	0	10	263	5	0	1	1	4
2004-05	United States	W-Cup	5	2	2	4	8	6	--	--	--	--	--	--	--	--	--
2005-06	Dallas	NHL	70	13	27	40	115	0	3	0	2	210	5	3	1	4	0
	United States	Olympics	6	1	0	1	0	--	--	--	--	--	--	--	--	--	--
2006-07	St. Louis	NHL	61	28	19	47	52	8	7	0	6	189	--	--	--	--	--
	San Jose	NHL	16	8	1	9	14	2	2	0	1	36	9	0	2	2	12
2007-08	NY Islanders	NHL	81	23	21	44	65	-15	7	0	5	227	--	--	--	--	--
2008-09	NY Islanders	NHL	61	16	20	36	63	-15	5	0	3	181	--	--	--	--	--
	PITTSBURGH	NHL	17	5	7	12	18	3	0	0	1	45	--	--	--	--	--
NHL TOTALS			1185	408	403	811	1585	60	119	2	73	3466	105	28	22	50	145
PITTSBURGH TOTALS			17	5	7	12	18	3	0	0	1	45	--	--	--	--	--

13 BILL GUERIN • RW


GAME # TEAM/ PLAYER	DATE	OPP.	G	A	P	PIM	SHIFTS	TOI	F/O WON	F/O LOST	SHOTS	B/S	Hits	+/-	REMARKS
42/	1/8	@ NSH	-	-	-	-	-	-	-	-	-	-	-	-	NYI
43/	1/10	@ COL	-	-	-	-	-	-	-	-	-	-	-	-	NYI
44/	1/13	@ PHI	-	-	-	-	-	-	-	-	-	-	-	-	NYI
45/	1/14	WSH	-	-	-	-	-	-	-	-	-	-	-	-	NYI
46/	1/16	ANA	-	-	-	-	-	-	-	-	-	-	-	-	NYI
47/	1/18	NYR	-	-	-	-	-	-	-	-	-	-	-	-	NYI
48/	1/20	CAR	-	-	-	-	-	-	-	-	-	-	-	-	NYI
49/	1/28	NYR	-	-	-	-	-	-	-	-	-	-	-	-	NYI
50/	1/30	NJ	-	-	-	-	-	-	-	-	-	-	-	-	NYI
51/	1/31	@ TOR	-	-	-	-	-	-	-	-	-	-	-	-	NYI
52/	2/3	@ MTL	-	-	-	-	-	-	-	-	-	-	-	-	NYI
53/	2/4	TB	-	-	-	-	-	-	-	-	-	-	-	-	NYI
54/	2/6	CBJ	-	-	-	-	-	-	-	-	-	-	-	-	NYI
55/	2/8	DET	-	-	-	-	-	-	-	-	-	-	-	-	NYI
56/	2/11	SJ	-	-	-	-	-	-	-	-	-	-	-	-	NYI
57/	2/14	@ TOR	-	-	-	-	-	-	-	-	-	-	-	-	NYI
58/	2/16	NYI	-	-	-	-	-	-	-	-	-	-	-	-	NYI
59/	2/19	MTL	-	-	-	-	-	-	-	-	-	-	-	-	NYI
60/	2/21	@ PHI	-	-	-	-	-	-	-	-	-	-	-	-	NYI
61/	2/22	@ WSH	-	-	-	-	-	-	-	-	-	-	-	-	NYI
62/	2/25	NYI	-	-	-	-	-	-	-	-	-	-	-	-	NYI
63/	2/27	@ CHI	-	-	-	-	-	-	-	-	-	-	-	-	NYI
64/	3/1	@ DAL	-	-	-	-	-	-	-	-	-	-	-	-	NYI
65/	3/3	@ TB	-	-	-	-	-	-	-	-	-	-	-	-	NYI
66/1	3/5	@ FLA	0	1	1	0	17	15:12	-	-	5	0	1	E	800TH POINT
67/2	3/8	@ WSH	1	2	1PP	3	0	21	18:38	-	-	1	1	3	1
68/3	3/10	FLA	0	1	1	0	19	20:01	-	-	3	1	0	2	400TH ASSIST
69/4	3/12	@ CBJ	0	0	0	0	21	18:18	-	-	1	0	3	-1	
70/5	3/14	OTT	0	0	0	0	16	16:10	-	-	4	0	0	-1	
71/6	3/15	BOS	1	2	PP	3	0	18	17:25	-	-	4	0	0	E
72/7	3/17	ATL	0	1	PP	1	2	15	13:08	-	-	2	0	0	1
73/8	3/20	LA	1	0	1	0	14	10:17	-	-	4	0	0	2	
74/9	3/22	PHI	0	0	0	2	14	12:46	-	-	1	0	1	-1	
75/10	3/25	CAL	0	0	0	0	15	12:13	-	-	1	0	1	1	
76/11	3/28	NYR	0	0	0	2	16	12:17	2	0	0	0	0	E	
77/12	4/1	NJ	1	0	1	5	15	11:11	-	-	2	0	0	E	
78/13	4/4	@ CAR	0	0	0	2	20	15:17	-	-	3	0	0	-1	
79/14	4/5	@ FLA	0	0	0	0	16	13:04	-	-	3	0	1	-1	
80/15	4/7	@ TB	0	0	0	5	18	15:57	-	-	3	0	1	E	
81/16	4/9	NYI	1	0	1	0	16	13:42	1	0	2	0	0	1	
82/17	4/11	@ MTL	0	0	0	0	16	14:47	-	-	5	0	2	E	
Second- Half Totals			5	7	12	18	287	14:44			44	2	13	3	
Final Totals			5	7	12	18	287	14:44	0	0	44	2	13	3	

TYLER KENNEDY • 48



Position: C
Ht: 5-11
DOB: 7/15/86
Acquired: Drafted by Penguins in the fourth round (99th overall) in the 2004 Entry Draft.

Shoots: Left
Wt: 183
Birthplace: Sault Ste. Marie, ON



2008-09: Set new single-season career highs in games played (67), goals (15), assists (20), points (35) and plus-minus rating (+15) ... Posted a career-best four-game scoring streak (2+4) April 4 - 9 ... Finished the season strong with 15 points (6+9) and a plus-13 rating in his final 20 games ... Netted 50th career point (assist) April 4 at Carolina ... Recorded six multi-point games ... Scored 11 of his 15 goals on the road ... Tallied his first career two-goal game in the NHL Premiere in Stockholm, Sweden against the Ottawa Senators, including the game-winning overtime goal ... Recorded 50th career point April 4 at Carolina... Played in 100th game Feb. 21 at Philadelphia ... Recorded new career high with seven shots Nov. 29 vs. New Jersey ... Signed two-year contract extension with Pittsburgh Dec. 26.

NHL CAREER: Gritty winger had 10 goals, 19 points in 55 games as NHL rookie in 2007-08 ... Scored first NHL goal Nov. 3 vs. NY Islanders but had to wait to have it confirmed by video replay ... Had first NHL assist and first multiple-point game Nov. 24 vs. Atlanta (0+2) ... Four of his 10 goals were game-winners ... Tied for third on team in game-winning goals behind Ryan Malone (6) and Evgeni Malkin (5) ... Recorded three points Dec. 15 vs. NY Islanders (1+2) and again

March 12 vs. Buffalo (1+2) ... Made NHL debut Oct. 27 vs. Montreal, at age 21 ... Selected to play in YoungStars game at NHL All-Star weekend but could not participate because of illness ... Recorded first career playoff point with assist in Game 3 vs. Ottawa, April 14.

JUNIOR: Played four seasons for hometown Sault Ste. Marie Greyhounds of Ontario Hockey League scoring 64 goals and adding 120 assists for 184 points in 249 career games ... Led Greyhounds in scoring as 19-year-old in 2005-06, recording 70 points (22+48) in 64 games ... Was team's No. 2 scorer in 2004-05 with 57 points (21+36) ... Was team rookie of the year in 2002-03.

PERSONAL: Nickname – "TK" ... Lists Scotiabank Place as favorite road arena and Vancouver as favorite city on the road ... Other favorites include: vacation spot – Trout Lake or Mile 67 Cabin; band – Hank Williams Jr.; food – Italian; restaurant – Fratelli's Italian Restaurant; movie – Shooter and Nitro Circus ... Fishing is his favorite sport besides hockey ... Would like to meet Travis Pastrana ... Most memorable hockey moment was scoring his first NHL goal in New York ... Signed through 2010-11.

CAREER VS. NHL

	GP	G	A	PTS	PIM
ANA	1	0	0	0	0
ATL	5	0	4	4	2
BOS	5	0	1	1	0
BUF	6	2	3	5	2
CGY	2	0	0	0	0
CAR	4	1	2	3	0
CHI	1	0	1	1	2
COL	2	0	0	0	0
CBJ	2	0	0	0	0
DAL	2	1	0	1	0
DET	2	0	0	0	0
EDM	2	0	0	0	2
FLA	8	3	2	5	4
LAK	1	1	0	1	0
MIN	2	0	0	0	2
MON	4	0	0	0	4
NSH	1	0	1	1	0
NJD	8	0	1	1	0
NYI	12	5	5	10	11
NYR	11	1	2	3	21
OTT	7	5	0	5	0
PHI	9	2	2	4	2
PHX	2	1	0	1	0
PIT	-	-	-	-	-
SJS	3	0	0	0	0
STL	1	1	1	2	0
TBL	6	0	2	2	0
TOR	5	2	0	2	7
VAN	2	0	1	1	4
WSH	6	0	1	1	2
Totals	122	25	29	54	65

CAREER HIGHS

Goals: 2 (3 times), 3/5/09 at FLA

Assists: 2 (3 times), 3/12/08 vs. BUF

Points: 3 (2 times), 3/12/08 vs. BUF (1G-2A)

SOG: 7 (1 time), 11/29/08 at NJ

PIM: 12 (1 time), 12/18/07 at NYR



CAREER STATISTICS

YEAR	TEAM	LEAGUE	REGULAR SEASON										PLAYOFFS				
			GP	G	A	PTS	PIM	+/-	PP	SH	GW	S	GP	G	A	PTS	PIM
2002-03	S. Ste. Marie	OHL	61	5	10	15	33	--	--	--	--	--	4	0	0	0	0
2003-04	S. Ste. Marie	OHL	63	16	26	42	28	--	--	--	--	--	--	--	--	--	--
2004-05	S. Ste. Marie	OHL	61	21	36	57	37	--	--	--	--	--	4	1	3	4	4
2005-06	S. Ste. Marie	OHL	64	22	48	70	60	--	--	--	--	--	4	1	2	3	2
2006-07	Wilkes-Barre	AHL	40	12	25	37	20	15	5	0	0	116	--	--	--	--	--
2007-08	PITTSBURGH	NHL	55	10	9	19	35	2	1	0	4	104	20	0	4	4	13
	Wilkes-Barre	AHL	10	5	4	9	10	2	1	0	2	26	--	--	--	--	--
2008-09	PITTSBURGH	NHL	67	15	20	35	30	15	0	0	3	171	--	--	--	--	--
PIT/NHL TOTALS			122	25	29	54	65	17	1	0	7	275	20	0	4	4	13

48 TYLER KENNEDY • C

GAME # TEAM/ PLAYER	DATE	OPP.	G	A	P	PIM	SHIFTS	TOI	F/O WON	F/O LOST	SHOTS	B/S	Hits	+/-	REMARKS
1/1	10/4	@ OTT	2	0	2	0	19	14:12	1	2	2	0	0	2	GWG (OT)
2/2	10/5	OTT	0	0	0	0	19	16:24	-	-	3	1	0	E	
3/3	10/11	NJ	0	0	0	0	19	15:59	-	-	3	0	0	E	
4/4	10/14	PHI	0	1	PP	1	0	14:46	3	0	3	0	3	-1	
5/5	10/16	WSH	0	0	0	0	14	11:12	-	-	0	0	0	E	
6/6	10/18	TOR	0	0	0	0	16	11:49	0	1	3	0	1	E	
7/7	10/20	@ BOS	0	0	0	0	21	13:54	-	-	4	0	0	E	
8/8	10/23	CAR	0	1	1	0	14	11:05	-	-	4	0	1	1	
9/9	10/25	@ NYR	0	1	1	0	18	13:23	1	0	1	0	0	1	
10/10	10/28	@ SJ	0	0	0	0	16	13:51	1	3	1	0	0	-1	
11/11	10/30	@ PHX	0	0	0	0	20	15:02	0	2	1	0	0	-1	
12/12	11/1	@ STL	1	1	2	0	20	12:41	-	-	5	0	2	2	GWG
13/13	11/6	EDM	0	0	0	2	18	14:06	1	0	1	0	0	-1	
14/14	11/8	@ NYI	2	0	2	0	19	13:52	-	-	6	0	0	1	
15/15	11/11	@ DET	0	0	0	0	19	14:04	1	1	2	0	0	E	
16/16	11/13	PHI	0	1	1	0	20	16:25	0	2	2	0	2	1	
17/17	11/15	BUF	0	1	1	2	20	12:39	-	-	3	0	0	1	
18/18	11/18	MIN	0	0	0	0	22	15:33	1	1	1	1	0	1	
19/19	11/20	@ ATL	0	1	1	0	17	11:08	-	-	3	0	0	1	
20/20	11/22	VAN	0	1	1	4	19	11:57	-	-	2	0	2	1	
21/21	11/26	@ NYI	0	0	0	0	18	16:07	1	0	2	0	1	E	
22/22	11/28	@ BUF	1	0	1	0	24	18:10	2	0	4	1	0	E	
23/23	11/29	NJ	0	1	PP	1	0	16:53	1	0	7	3	0	E	CAREER HIGH 7 SHOTS
24/24	12/3	@ NYR	0	0	0	0	20	15:28	0	1	1	0	2	1	
25/	12/4	@ CAR	-	-	-	-	-	-	-	-	-	-	-	-	INJ
26/	12/6	@ OTT	-	-	-	-	-	-	-	-	-	-	-	-	INJ
27/	12/8	BUF	-	-	-	-	-	-	-	-	-	-	-	-	INJ
28/	12/10	@ NJ	-	-	-	-	-	-	-	-	-	-	-	-	INJ
29/	12/11	NYI	-	-	-	-	-	-	-	-	-	-	-	-	INJ
30/	12/13	PHI	-	-	-	-	-	-	-	-	-	-	-	-	INJ
31/	12/18	@ ATL	-	-	-	-	-	-	-	-	-	-	-	-	INJ
32/	12/20	TOR	-	-	-	-	-	-	-	-	-	-	-	-	INJ
33/	12/22	@ BUF	-	-	-	-	-	-	-	-	-	-	-	-	INJ
34/	12/23	TB	-	-	-	-	-	-	-	-	-	-	-	-	INJ
35/	12/26	NJ	-	-	-	-	-	-	-	-	-	-	-	-	INJ
36/	12/27	MTL	-	-	-	-	-	-	-	-	-	-	-	-	INJ
37/	12/30	BOS	-	-	-	-	-	-	-	-	-	-	-	-	INJ
38/	1/1	@ BOS	-	-	-	-	-	-	-	-	-	-	-	-	INJ
39/25	1/3	FLA	0	0	0	0	19	13:13	0	1	3	0	1	-1	
40/26	1/5	@ NYR	0	0	0	2	20	20:38	1	0	5	0	0	-2	
41/27	1/6	ATL	0	0	0	0	21	18:18	-	-	3	0	2	E	
Half- Season Totals			6	9	15	10	511	14:33	14	14	75	6	17	6	

48 TYLER KENNEDY • C

GAME # TEAM/ PLAYER	DATE	OPP.	G	A	P	PIM	SHIFTS	TOI	F/O WON	F/O LOST	SHOTS	B/S	Hits	+/-	REMARKS
42/28	1/8	@ NSH	0	1	1	0	27	19:47	-	-	1	0	1	-1	
43/29	1/10	@ COL	0	0	0	0	21	14:32	0	1	2	0	0	-2	
44/30	1/13	@ PHI	1	0	1	0	23	16:38	2	2	4	0	0	E	
45/31	1/14	WSH	0	1	1	0	19	15:25	1	1	0	0	0	1	
46/32	1/16	ANA	0	0	0	0	17	14:18	0	1	1	0	0	1	
47/33	1/18	NYR	1	0	1	0	20	15:32	1	0	3	1	0	1	
48/34	1/20	CAR	0	0	0	0	21	15:50	4	1	3	0	0	E	
49/35	1/28	NYR	0	0	0	0	15	12:32	1	1	2	0	2	E	
50/36	1/30	NJ	0	0	0	0	15	12:56	1	3	0	0	1	E	
51/37	1/31	@ TOR	1	0	1	5	15	11:05	0	1	2	0	1	1	
52/	2/3	@ MTL	-	-	-	-	-	-	-	-	-	-	-	-	SUS
53/38	2/4	TB	0	0	0	0	19	16:51	1	1	3	0	2	E	
54/39	2/6	CBJ	0	0	0	0	21	16:04	-	-	2	0	0	E	
55/40	2/8	DET	0	0	0	0	19	15:17	0	1	2	0	1	E	
56/41	2/11	SJ	0	0	0	0	22	18:40	-	-	6	0	1	E	
57/42	2/14	@ TOR	0	0	0	0	18	11:57	-	-	4	0	0	-2	
58/43	2/16	NYI	0	0	0	0	17	13:19	1	0	1	0	0	E	
59/44	2/19	MTL	0	0	0	2	17	12:02	1	0	0	0	0	-1	
60/45	2/21	@ PHI	0	0	0	0	19	12:39	1	1	0	0	0	E	100TH NHL GAME
61/46	2/22	@ WSH	0	0	0	0	12	11:52	2	0	3	0	1	-2	
62/47	2/25	NYI	0	0	0	0	13	11:33	2	0	2	0	5	E	
63/48	2/27	@ CHI	0	1	1	2	7	05:22	-	-	0	0	0	2	
64/49	3/1	@ DAL	0	0	0	0	11	08:40	-	-	1	0	1	1	
65/50	3/3	@ TB	0	1	1	0	16	12:39	0	1	4	0	1	1	
66/51	3/5	@ FLA	2	0	2	0	16	14:16	1	2	5	0	1	2	GWG
67/52	3/8	@ WSH	0	0	0	2	17	13:14	-	-	1	0	1	E	
68/53	3/10	FLA	0	1	1	0	20	17:24	-	-	3	0	2	E	
69/54	3/12	@ CBJ	0	0	0	0	22	16:21	2	1	2	0	2	-2	
70/55	3/14	OTT	1	0	1	0	14	11:13	1	0	3	0	1	E	
71/56	3/15	BOS	0	0	0	0	14	11:50	0	1	3	0	1	-1	
72/57	3/17	ATL	0	1	1	2	17	12:08	0	1	0	1	0	1	
73/58	3/20	LA	1	0	1	0	13	09:33	1	0	2	0	1	1	
74/59	3/22	PHI	0	0	0	2	16	12:15	-	-	5	0	1	E	
75/60	3/25	CAL	0	0	0	0	13	13:46	0	1	3	1	0	E	
76/61	3/28	NYR	0	1	1	5	10	07:27	-	-	2	0	2	2	
77/62	4/1	NJ	0	0	0	0	17	13:01	-	-	6	0	1	1	
78/63	4/4	@ CAR	1	1	2	0	19	13:47	1	1	3	0	0	2	50TH CAREER POINT
79/64	4/5	@ FLA	0	1	1	0	17	13:49	2	0	3	0	0	E	
80/65	4/7	@ TB	0	1	1	0	12	09:33	-	-	3	0	0	1	
81/66	4/9	NYI	1	1	2	0	13	11:53	-	-	2	1	0	2	
82/67	4/11	@ MTL	0	0	0	0	15	12:39	1	1	4	0	0	E	
Second- Half Totals			9	11	20	20	655	13:14	27	23	96	4	30	9	
Final Totals			15	20	35	30	1166	13:46	41	37	171	10	47	15	

CHRIS KUNITZ • 14

**Position:** LW**Ht:** 6-0**DOB:** 9/26/79**Acquired:** Acquired from Anaheim with Eric Tangradi for Ryan Whitney on Feb. 26, 2009.**Shoots:** Left**Wt:** 193**Birthplace:** Regina, SK, Canada

2008-09: Accumulated 53 points on 23 goals and 30 assists, and a plus-12 rating in 82 games with Pittsburgh and Anaheim ... Broke the 20-goal plateau for the third consecutive season ... Made his Penguins debut Feb. 27 at Chicago, posting two points (1+1) ... Recorded a point in 12 of 20 games with the Penguins, totaling seven goals and 11 assists for 18 points ... Eight of his 16 points as a Penguin have come on the power play (3+5) ... Tied a personal high with a five-game scoring streak (4+3=7) from Feb. 21 - March 3 ... Finished third on team with 207 hits, 15th most in NHL ... Recorded his 200th career point March 12 at Columbus ... Tallied his 100th assist Nov. 5 vs. St. Louis while with Anaheim ... Also played his 300th NHL game as a Duck on Jan. 17 at Minnesota.

NHL CAREER: Accumulated 210 points on 88 goals and 122 assists, 29 power-play goals and a plus-60 rating in 335 career games in stints with Anaheim, Atlanta and Pittsburgh ... Scored 20-plus goals in three straight seasons ... Posted career career highs with 25 goals and 60 points in 81 games with Anaheim in 2006-07, helping the team win its first Stanley Cup ... Originally signed with Ducks as an undrafted free agent on April 1, 2003.

COLLEGE: Scored 99 goals and 76 assists for 175 points in 152 games over four seasons (1999-03) at Ferris State ... Netted 35 goals, 44 assists, 79 points, a plus-47 and was a finalist for the Hobey Baker Award during senior campaign ... First Ferris State player to be named Central Collegiate Hockey Association's (CCHA) Player of the Year after leading Bulldogs to school's first-ever regular season CCHA Championship Title (22-5-1 league record).

PERSONAL: Enjoys watching Jon and Kate Plus 8, Entourage, Prison Break and anything on the Discovery Channel ... Lists Garth Brooks' fire relief benefit concert during 2008 All-Star break as the best concert he's ever attended ... Traveled to the Bahamas where he and his wife, Maureen, swam with sharks and sting-rays ... Spends offseason in Chicago where he donates his time speaking to children at the Mid Town Boys Club ... Married his wife in July of 2008 and honeymooned in Bora Bora ... The couple is expecting their first child ... Signed through the 2011-12 season.

CAREER VS. NHL

	GP	G	A	PTS	PIM
ANA	-	-	-	-	-
ATL	4	1	1	2	2
BOS	3	3	1	4	0
BUF	4	2	1	3	2
CGY	19	2	8	10	12
CAR	6	0	1	1	2
CHI	15	6	5	11	29
COL	14	1	9	10	20
CBJ	17	2	6	8	16
DAL	28	6	6	12	42
DET	16	3	5	8	18
EDM	15	4	5	9	22
FLA	6	1	2	3	0
LAK	34	10	11	21	22
MIN	14	1	5	6	12
MON	5	2	1	3	10
NSH	14	6	11	17	11
NJD	4	3	2	5	0
NYI	4	0	1	1	0
NYR	6	2	1	3	10
OTT	4	1	1	2	6
PHI	4	1	1	2	0
PHX	27	9	11	20	26
PIT	3	3	1	4	2
SJS	27	6	8	14	10
STL	15	7	5	12	15
TBL	5	3	3	6	4
TOR	3	1	1	2	6
VAN	15	2	7	9	12
WSH	4	0	2	2	4
Totals	335	88	122	210	315

CAREER HIGHS

Goals: 3 (1 time), 11/19/06 vs. PHX**Assists:** 3 (2 times), 2/24/08 vs. CHI**Points:** 4 (3 times), 2/24/08 vs. CHI (1G-3A)**SOG:** 8 (1 time), 2/4/04 vs. CAR**PIM:** 27 (1 time), 3/16/07 vs. CHI**Hat Tricks:** 1, 11/19/06 vs. PHX



CAREER STATISTICS

REGULAR SEASON


PLAYOFFS

YEAR	TEAM	LEAGUE	GP	G	A	PTS	PIM	+/-	PP	SH	GW	S	GP	G	A	PTS	PIM
1999-00	Ferris State	CCHA	38	20	9	29	70	--	--	--	--	--	--	--	--	--	--
2000-01	Ferris State	CCHA	37	16	13	29	81	--	--	--	--	--	--	--	--	--	--
2001-02	Ferris State	CCHA	35	28	10	38	68	--	--	--	--	--	--	--	--	--	--
2002-03	Ferris State	CCHA	42	35	44	79	56	--	--	--	--	--	--	--	--	--	--
2003-04	Anaheim	NHL	21	0	6	6	12	1	0	0	0	31	--	--	--	--	--
	Cincinnati	AHL	59	19	22	41	69	19	5	1	2	--	9	3	2	5	24
2004-05	Cincinnati	AHL	54	22	17	39	71	13	10	2	6	--	12	1	7	8	20
2005-06	Atlanta	NHL	2	0	0	0	2	-3	0	0	0	0	--	--	--	--	--
	Anaheim	NHL	67	19	22	41	69	19	5	1	2	149	16	3	5	8	8
	Portland	AHL	5	0	4	4	12	1	0	0	0	--	--	--	--	--	--
2006-07	Anaheim	NHL	81	25	35	60	81	23	11	0	5	180	13	1	5	6	19
2007-08	Anaheim	NHL	82	21	29	50	80	8	7	1	6	196	6	0	2	2	8
	Canada	W-Cup	9	2	5	7	4	--	--	--	--	--	--	--	--	--	--
2008-09	Anaheim	NHL	62	16	19	35	55	9	3	0	2	139	--	--	--	--	--
	PITTSBURGH	NHL	20	7	11	18	16	3	3	0	1	39	--	--	--	--	--
	NHL TOTALS		335	88	122	210	315	60	29	2	16	734	35	4	12	16	35
	PITTSBURGH TOTALS		20	7	11	18	16	3	3	0	1	39	--	--	--	--	--

14 CHRIS KUNTIZ • LW

GAME # TEAM/ PLAYER	DATE	OPP.	G	A	P	PIM	SHIFTS	TOI	F/O WON	F/O LOST	SHOTS	B/S	Hits	+/-	REMARKS		
42/	1/8	@ NSH	-	-	-	-	-	-	-	-	-	-	-	-	ANA		
43/	1/10	@ COL	-	-	-	-	-	-	-	-	-	-	-	-	ANA		
44/	1/13	@ PHI	-	-	-	-	-	-	-	-	-	-	-	-	ANA		
45/	1/14	WSH	-	-	-	-	-	-	-	-	-	-	-	-	ANA		
46/	1/16	ANA	-	-	-	-	-	-	-	-	-	-	-	-	ANA		
47/	1/18	NYR	-	-	-	-	-	-	-	-	-	-	-	-	ANA		
48/	1/20	CAR	-	-	-	-	-	-	-	-	-	-	-	-	ANA		
49/	1/28	NYR	-	-	-	-	-	-	-	-	-	-	-	-	ANA		
50/	1/30	NJ	-	-	-	-	-	-	-	-	-	-	-	-	ANA		
51/	1/31	@ TOR	-	-	-	-	-	-	-	-	-	-	-	-	ANA		
52/	2/3	@ MTL	-	-	-	-	-	-	-	-	-	-	-	-	ANA		
53/	2/4	TB	-	-	-	-	-	-	-	-	-	-	-	-	ANA		
54/	2/6	CBJ	-	-	-	-	-	-	-	-	-	-	-	-	ANA		
55/	2/8	DET	-	-	-	-	-	-	-	-	-	-	-	-	ANA		
56/	2/11	SJ	-	-	-	-	-	-	-	-	-	-	-	-	ANA		
57/	2/14	@ TOR	-	-	-	-	-	-	-	-	-	-	-	-	ANA		
58/	2/16	NYI	-	-	-	-	-	-	-	-	-	-	-	-	ANA		
59/	2/19	MTL	-	-	-	-	-	-	-	-	-	-	-	-	ANA		
60/	2/21	@ PHI	-	-	-	-	-	-	-	-	-	-	-	-	ANA		
61/	2/22	@ WSH	-	-	-	-	-	-	-	-	-	-	-	-	ANA		
62/	2/25	NYI	-	-	-	-	-	-	-	-	-	-	-	-	ANA		
63/1	2/27	@ CHI	1	1	2	0	26	18:13	1	0	2	3	4	2	1ST GAME WITH PENS		
64/2	3/1	@ DAL	0	1	1	0	19	15:50	0	1	1	1	5	E			
65/3	3/3	@ TB	2	1PP	0	2	0	18	17:46	-	-	3	0	1	1	GWG	
66/4	3/5	@ FLA	0	0	0	0	0	17	15:33	-	-	0	0	1	E		
67/5	3/8	@ WSH	0	1	1	2	24	17:48	-	-	2	0	7	1			
68/6	3/10	FLA	0	1	1	0	20	20:35	-	-	4	1	4	1			
69/7	3/12	@ CBJ	0	1	PP	1	2	20	13:26	1	0	3	0	5	E	200TH NHL POINT	
70/8	3/14	OTT	0	0	0	4	18	16:23	-	-	1	0	4	-1			
71/9	3/15	BOS	2	1PP	1	3	0	22	17:09	-	-	2	2	4	1		
72/10	3/17	ATL	1	PP	0	1	0	18	16:56	-	-	1	1	0	E		
73/11	3/20	LA	0	0	0	2	17	12:50	1	0	0	0	5	1			
74/12	3/22	PHI	0	0	0	0	0	18	17:10	-	-	2	1	4	-1		
75/13	3/25	CAL	0	1	PP	1	0	17	15:28	-	-	4	1	4	1		
76/14	3/28	NYR	0	0	0	2	19	18:42	0	1	2	0	2	-1			
77/15	4/1	NJ	1	1	2	0	20	14:49	-	-	1	0	0	1			
78/16	4/4	@ CAR	0	0	0	2	19	15:59	-	-	4	0	5	-1			
79/17	4/5	@ FLA	0	1	PP	1	0	17	14:27	-	-	1	0	1	-1		
80/18	4/7	@ TB	0	2	2PP	2	2	23	16:50	-	-	2	0	0	-2		
81/19	4/9	NYI	0	0	0	0	0	17	13:49	-	-	3	0	2	1		
82/20	4/11	@ MTL	0	0	0	0	0	16	15:51	-	-	1	0	1	E		
Second- Half Totals			7	11	18	16	385	16:17	3	2	39	10	59	3			
Final Totals			7	11	18	16	385	16:17	3	2	39	10	59	3			

KRIS LETANG • 58

**Position:** D**Ht:** 6-0**DOB:** 4/24/87**Acquired:** Drafted by Penguins in the third round (62nd overall) of the 2005 Entry Draft.**Shoots:** Right**Wt:** 201**Birthplace:** Montreal, QC

2008-09: Set new single-season career highs in games played (74), goals (10), assists (23) and points (33) ... His goals, assists and points topped all Penguins defensemen ... Played well in the stretch run to help the Penguins clinch a postseason berth with 14 points (5+9) in his last 19 games ... Recorded a career-high five-game point/assist streak with one assist in all five contests from Nov. 1 - 13 ... Posted his 50th career point (assist) April 5 at Florida ... Blocked 127 shots, fourth on the team ... Notched his first-ever two-goal game Jan. 28 vs. NY Rangers, repeating the accomplishment Feb. 6 vs. Columbus ... Recorded his first career two-assist game Oct. 14 vs. Philadelphia ... Scored his first shorthanded goal April 11 at Montreal against his hometown Canadiens ... Played in his 100th career NHL game Dec. 13 at Philadelphia ... Played in his second NHL YoungStars Game, this time in his hometown of Montreal.

NHL CAREER: Posted 52 points (18+34) in 144 career games in first two-plus season in NHL ... Promising defenseman played 63 NHL games as a 20-year-old in 2007-08, contributing six goals and 17 points ... Also scored five shootout goals – tops among NHL defensemen ... Three of his shootout goals were game-winners ... Scored on first four career shootout attempts, including back-to-back game-winners at Calgary Dec. 6 and Vancouver Dec. 8 ... Recorded first career playoff point with assist in Game 3 of conference semifinals vs. NY Rangers ... Played seven games with Penguins as 19-year-old at start of 2006-07 season, scoring two goals ... Registered first NHL goal Oct. 12, 2006 vs. NY Rangers ... Sidney Crosby (19) and Jordan Staal (18) also scored

that night, marking the first time three teenagers had goals in one NHL game since Oct. 17, 1983, when Dave Andreychuk, Paul Cyr and Phil Housley scored for Buffalo.

INTERNATIONAL: Won back-to-back gold medals with Canada at 2006 and 2007 World Junior Championships and was captain of 2007 team ... Named one of Canada's top three players in 2007 tournament ... Tied for second in tournament scoring among defensemen with six points (0+6) in six games ... Also played for Canada at World Under-18 Championships in 2004-05.

JUNIOR: Played three seasons for Val d'Or of Quebec Major Junior Hockey League ... Was First Team All-Star defenseman in 2006-07 as he led team to QMJHL Finals ... Also won Emile "Butch" Bouchard Trophy as league's best defenseman, Paul Dumont Trophy (best personality) and Kevin Lowe Trophy (top defensive defenseman) ... Played 170 career games with Val d'Or, scoring 52 goals and 152 points.

PERSONAL: Nickname – "Tanger" ... Lists the Bell Centre in Montreal as favorite road arena and New York as favorite road city... Tennis and golf are his favorite sports beside hockey ... Other favorites: vacation spot – Hawaii; food – steak; band – Metallica; movie – The Game ... Wishes he could have met Maurice "The Rocket" Richard ... Signed through 2009-10.

CAREER VS. NHL

	GP	G	A	PTS	PIM
ANA	-	-	-	-	-
ATL	8	0	3	3	2
BOS	7	0	1	1	0
BUF	8	2	1	3	0
CGY	2	1	0	1	0
CAR	7	1	1	2	2
CHI	1	0	0	0	0
COL	1	0	0	0	0
CBJ	3	2	0	2	2
DAL	2	1	0	1	0
DET	3	0	1	1	2
EDM	2	1	1	2	2
FLA	8	2	2	4	2
LAK	2	0	1	1	2
MIN	1	0	0	0	2
MON	4	1	0	1	0
NSH	1	0	0	0	0
NJD	11	0	3	3	6
NYI	14	1	3	4	6
NYR	12	3	2	5	13
OTT	8	0	1	1	2
PHI	12	2	5	7	6
PHX	2	1	0	1	0
PIT	-	-	-	-	-
SJS	3	0	0	0	0
STL	1	0	1	1	0
TBL	7	0	2	2	0
TOR	6	0	4	4	0
VAN	2	0	0	0	0
WSH	6	0	2	2	2
Totals	144	18	34	52	51

CAREER HIGHS

Goals: 2 (2 times), 2/6/09 vs. CLB**Assists:** 2 (3 times), 3/17/09 vs. ATL**Points:** 2 (7 times), 3/17/09 vs. ATL (2A)**SOG:** 5 (5 times), 3/5/09 at FLA**PIM:** 7 (1 time), 3/30/08 vs. NYR



CAREER STATISTICS

YEAR	TEAM	LEAGUE	REGULAR SEASON										PLAYOFFS					
			GP	G	A	PTS	PIM	+/-	PP	SH	GW	S	GP	G	A	PTS	PIM	
2004-05	Val d'Or	QMJHL	70	13	19	32	79	--	--	--	--	--	--	--	--	--	--	--
2005-06	Val d'Or	QMJHL	60	25	43	68	156	4	13	1	2	290	5	1	5	6	20	
	Canada	WJC	6	1	2	3	2	5	0	0	1	8	--	--	--	--	--	
2006-07	PITTSBURGH	NHL	7	2	0	2	4	-3	2	0	0	8	--	--	--	--	--	
	Val d'Or	QMJHL	40	14	38	52	74	19	5	2	4	171	19	12	19	31	48	
	Canada	WJC	6	0	6	6	12	4	0	0	0	22	--	--	--	--	--	
2007-08	Wilkes-Barre	AHL	--	--	--	--	--	--	--	--	--	--	1	0	1	1	2	
	PITTSBURGH	NHL	63	6	11	17	23	-1	1	0	3	68	16	0	2	2	12	
	Wilkes-Barre	AHL	10	1	6	7	4	0	0	0	0	18	--	--	--	--	--	
2008-09	PITTSBURGH	NHL	74	10	23	33	24	-7	4	1	3	138	--	--	--	--	--	
PIT/NHL TOTALS			144	18	34	52	51	-11	7	1	6	214	16	0	2	2	12	

58 KRIS LETANG • D

GAME # TEAM/ PLAYER	DATE	OPP.	G	A	P	PIM	SHIFTS	TOI	F/O WON	F/O LOST	SHOTS	B/S	Hits	+/-	REMARKS	
1/1	10/4	@ OTT	0	0	0	2	30	24:40	-	-	2	1	0	E		
2/2	10/5	OTT	0	0	0	0	21	22:50	-	-	1	3	5	-1		
3/3	10/11	NJ	0	0	0	0	34	25:37	-	-	1	4	4	-1		
4/4	10/14	PHI	0	2	1PP	2	0	26	22:07	-	-	2	0	1	E	
5/5	10/16	WSH	0	0	0	0	20	16:39	-	-	0	3	3	-3		
6/6	10/18	TOR	0	1	1	0	21	18:58	-	-	0	1	1	1		
7/7	10/20	@ BOS	0	0	0	0	25	23:32	-	-	1	2	0	E		
8/8	10/23	CAR	0	0	0	0	22	19:56	-	-	0	3	1	1		
9/9	10/25	@ NYR	0	1	1	0	26	22:33	-	-	3	0	5	E		
10/10	10/28	@ SJ	0	0	0	0	25	19:50	-	-	1	2	0	1		
11/11	10/30	@ PHX	0	0	0	0	26	23:24	-	-	1	3	1	-1		
12/12	11/1	@ STL	0	1	1	0	32	25:28	-	-	1	4	6	3		
13/13	11/6	EDM	0	1	PP	1	2	26	21:04	-	-	1	2	1	E	
14/14	11/8	@ NYI	0	1	1	0	31	29:49	-	-	2	3	0	E		
15/15	11/11	@ DET	0	1	1	2	28	23:19	-	-	4	0	1	1		
16/16	11/13	PHI	0	1	1	0	25	21:35	-	-	1	3	2	E		
17/17	11/15	BUF	0	0	0	0	25	19:38	-	-	0	2	2	1		
18/18	11/18	MIN	0	0	0	2	23	21:38	-	-	2	6	1	E		
19/19	11/20	@ ATL	0	0	0	0	24	20:31	-	-	0	0	1	E		
20/20	11/22	VAN	0	0	0	0	26	24:08	-	-	2	3	1	-1		
21/21	11/26	@ NYI	0	1	1	0	22	19:41	-	-	3	0	1	3		
22/22	11/28	@ BUF	0	0	0	0	26	23:14	-	-	4	2	3	-1		
23/23	11/29	NJ	0	0	0	2	26	21:53	-	-	2	1	1	1		
24/24	12/3	@ NYR	0	0	0	0	31	26:25	-	-	4	6	4	-1		
25/25	12/4	@ CAR	0	1	1	0	29	21:15	-	-	2	0	1	2		
26/26	12/6	@ OTT	0	0	0	0	26	24:48	-	-	0	3	2	-2		
27/27	12/8	BUF	1	PP	0	1	0	25	21:47	-	-	5	2	0	-3	
28/28	12/10	@ NJ	0	0	0	0	29	24:09	-	-	2	7	1	-1		
29/29	12/11	NYI	0	0	0	0	20	23:53	-	-	5	0	0	1		
30/30	12/13	PHI	0	0	0	0	16	13:36	-	-	0	2	1	2	100TH NHL GAME	
31/31	12/18	@ ATL	0	0	0	0	24	17:41	-	-	0	0	2	-1		
32/32	12/20	TOR	0	1	PP	1	0	22	22:45	-	-	2	0	3	-1	
33/33	12/22	@ BUF	0	0	0	0	20	18:01	-	-	3	1	1	-1		
34/	12/23	TB	-	-	-	-	-	-	-	-	-	-	-	-	INJ	
35/	12/26	NJ	-	-	-	-	-	-	-	-	-	-	-	-	INJ	
36/	12/27	MTL	-	-	-	-	-	-	-	-	-	-	-	-	INJ	
37/	12/30	BOS	-	-	-	-	-	-	-	-	-	-	-	-	INJ	
38/34	1/1	@ BOS	0	0	0	0	17	13:55	-	-	4	0	0	-2		
39/35	1/3	FLA	0	0	0	0	25	21:09	-	-	1	1	2	-1		
40/36	1/5	@ NYR	0	0	0	0	19	20:54	-	-	1	1	1	-2		
41/37	1/6	ATL	0	0	0	2	19	14:44	-	-	1	1	1	E		
Half- Season Totals			1	0	12	0	13	12	912	21:33	0	0	64	72	60	-6

58 KRIS LETANG • D

GAME # TEAM/ PLAYER	DATE	OPP.	G	A	P	PIM	SHIFTS	TOI	F/O WON	F/O LOST	SHOTS	B/S	Hits	+/-	REMARKS	
42/38	1/8	@ NSH	0	0	0	0	24	20:14	-	-	1	4	0	1		
43/39	1/10	@ COL	0	0	0	0	22	19:25	-	-	1	2	0	1		
44/40	1/13	@ PHI	0	1	1	0	27	25:34	-	-	1	2	2	1		
45/41	1/14	WSH	0	0	0	0	25	20:23	-	-	1	2	2	E		
46/	1/16	ANA	-	-	-	-	-	-	-	-	-	-	-	-	INJ	
47/42	1/18	NYR	0	0	0	0	22	21:18	-	-	2	0	0	E		
48/43	1/20	CAR	0	0	0	2	22	24:15	-	-	1	2	1	E		
49/44	1/28	NYR	2	0	2	0	24	22:05	-	-	5	0	3	2	1ST MULTI- GOAL / GWG	
50/45	1/30	NJ	0	0	0	2	25	19:49	-	-	0	1	0	E		
51/46	1/31	@ TOR	0	0	0	0	24	23:16	-	-	0	1	4	E		
52/47	2/3	@ MTL	0	0	0	0	29	24:03	-	-	2	2	0	-1		
53/48	2/4	TB	0	0	0	0	29	26:24	-	-	0	0	1	E		
54/49	2/6	CBJ	2	1PP	0	2	0	25	22:20	-	-	5	1	1	1	
55/50	2/8	DET	0	0	0	0	24	22:43	-	-	4	2	2	-1		
56/51	2/11	SJ	0	0	0	0	26	25:38	-	-	2	6	1	1		
57/52	2/14	@ TOR	0	1	1	0	24	19:02	-	-	3	0	0	-3		
58/53	2/16	NYI	0	0	0	0	25	21:21	-	-	1	4	1	-2		
59/	2/19	MTL	-	-	-	-	-	-	-	-	-	-	-	-	DND	
60/	2/21	@ PHI	-	-	-	-	-	-	-	-	-	-	-	-	DND	
61/	2/22	@ WSH	-	-	-	-	-	-	-	-	-	-	-	-	DND	
62/54	2/25	NYI	0	0	0	0	21	20:45	-	-	4	1	2	E		
63/55	2/27	@ CHI	0	0	0	0	24	20:15	-	-	2	0	0	E		
64/56	3/1	@ DAL	1	0	1	0	20	19:18	-	-	2	2	2	1	GWG	
65/57	3/3	@ TB	0	0	0	0	23	20:05	-	-	1	2	4	E		
66/58	3/5	@ FLA	1	0	1	0	25	21:41	-	-	5	0	0	3		
67/59	3/8	@ WSH	0	2	1PP	2	2	23	18:02	-	-	0	1	2	-1	
68/60	3/10	FLA	0	1	1	0	22	21:26	-	-	3	2	1	1		
69/61	3/12	@ CBJ	0	0	0	2	24	16:06	-	-	3	0	2	-2		
70/62	3/14	OTT	0	0	0	0	21	18:10	-	-	1	1	3	-1		
71/63	3/15	BOS	0	1	PP	1	0	23	19:30	-	-	1	0	2	-1	
72/64	3/17	ATL	0	2	2	0	22	20:15	-	-	2	3	0	2		
73/ 65	3/20	LA	0	0	0	2	20	17:56	-	-	2	2	0	E		
74/66	3/22	PHI	1	PP	0	1	0	22	21:13	-	-	4	3	0	-1	
75/67	3/25	CAL	1	PP	0	1	0	17	14:55	-	-	3	0	4	E	
76/68	3/28	NYR	0	0	0	0	22	23:22	-	-	1	1	0	-1		
77/69	4/1	NJ	0	1	PP	1	2	24	20:29	-	-	1	2	2	-1	
78/70	4/4	@ CAR	0	0	0	0	20	21:04	0	1	1	3	2	E		
79/71	4/5	@ FLA	0	1	PP	1	0	26	21:13	-	-	4	1	1	-1	50TH CAREER POINT
80/72	4/7	@ TB	0	1	1	0	20	17:22	-	-	0	0	1	E		
81/73	4/9	NYI	0	0	0	0	20	17:28	-	-	3	2	1	1		
82/74	4/11	@ MTL	1	SH	0	1	0	21	19:19	-	-	2	0	4	E	1ST SH GOAL
Second- Half Totals			9	11	20	12	857	20:45			74	55	51	-1		
Final Totals			10	23	33	24	1769	21:09			138	127	111	-7		

EVGENI MALKIN • 71



Position: C
Ht: 6-3
DOB: 7/31/86
Acquired: Drafted by Penguins in the first round (2nd overall) in the 2004 Entry Draft.

Shoots: Left
Wt: 195
Birthplace: Magnitogorsk, Russia



2008-09: Captured the Art Ross Trophy as the league's leading scorer with 113 points, marking the 13th time a Penguin has held the honor in the past 21 seasons ... Tallied the most assists in the league with 78 while adding 35 goals ... His 113 points and 78 assists were both personal bests ... Team MVP secured second straight 100-plus point season and third consecutive 30-plus goal season ... Led the NHL in several categories, including: points (113), assists (78), even-strength points (70), road points (56), even-strength assists (51), home assists (41), road assists (37), assists per game (.96) and takeaways (94) ... His league-leading 94 takeaways bested last year's Selke Trophy winner Pavel Datsyuk (89) ... Notched at least one point in 64 games, never going more than two consecutive games without a point ... Recorded a career-long 13-game assist streak, third longest in Penguins' history, from Oct. 16-Nov. 15 ... Tallied 21 assists and six goals for 27 points during assist streak ... Also notched 10- and nine-game point streaks ... Saw action in all 82 games and has played 242 consecutive games (267 including playoffs), third longest streak in franchise history ... Netted his 300th career point (assist) April 7 at Tampa Bay and 200th career point Oct. 18 vs. Toronto when he set up Sidney Crosby's 100th career goal ... Recorded his 100th goal Jan. 30 at New Jersey ... Tallied his second career five-point game (2G-3A) March 17 vs. Atlanta, surpassing the 100-point plateau in the game ... Moved past Ron Stackhouse for third place in Penguins' history March 28 vs. NY Rangers playing in his 236th straight game ... Logged the second most ice time per game in the league by a forward (22:31) ... Tallied four points (1+3) Nov. 15 vs. Buffalo to surpass Washington's Alexander Semin (27) in the scoring race with 30 points, a position he held the rest of the year ... Played in his 200th game Jan. 5 at NY Rangers ... Named All-Star starter for second consecutive season after receiving the second most fan votes in NHL history with 1,585,936 (behind teammate Crosby, 1,713,021) ... Won the Accuracy Shooting contest at SuperSkills Challenge and scored a goal in All-Star Game.

NHL CAREER: Talented 22-year-old already tallied 115 goals, 189 assists and 304 points in first 242 career games ... Posted 100 points in back-to-back seasons and 30-plus goals in first three NHL seasons ... First Team NHL All-Star and finalist for Hart Trophy as league MVP and Lester B. Pearson Award as most outstanding player in 2007-08 ... Finished second in NHL scoring race to Washington's Alexander Ovechkin (112) with 106 points (47+59) in 82 games ... Finished second in Hart Trophy voting, behind Ovechkin ... Led team in goals, assists, points and power-play goals (17) ... Ranked fifth in NHL in playoff scoring with 22 points in 20 games (10+12) ... Led team with three game-winning goals in playoffs ... Was even or better in 16 of 20 playoff games ... Had seven points (2+5) in four games of conference quarterfinals vs. Ottawa and seven points (4+3) in five games of conference semifinals vs. NY Rangers ... Had 15-game point streak (7+15) from Oct. 23-Nov. 22, longest ever for Russian-born NHL player ... Elevated his game after Sidney Crosby was injured Jan. 18 and had 54 points (24+30) in final 36 games ... Had first two NHL hat-tricks – Jan. 3 vs. Toronto and Jan. 14 vs. NY Rangers ... Named NHL "First Star" of month for February ... Overwhelming choice as NHL First Team All-Star center, receiving 93 of 134 first-place votes and easily outdistancing San Jose's Joe Thornton, Detroit's Pavel Datsyuk and Tampa Bay's Vincent Lecavalier in media balloting ... Won Calder Trophy as NHL Rookie of the Year in 2006-07 and named to NHL All-Rookie Team ... First Penguins player to be named Rookie of the Year since Mario Lemieux in 1984-85 ... Led all NHL rookies in goals (33), assists (52), points (85), power-play goals (16) and power-play points (40) ... First Penguins player to win NHL rookie scoring title since Lemieux ... His 16 power-play goals tied team rookie record set one year earlier by Crosby ... Scored first NHL goal in first NHL game Oct. 18, 2006 against New Jersey's Martin Brodeur ... Became first NHL player in 89 years to score a goal in each of his first six games ... Had career-high five assists Jan. 20, 2007 vs. Toronto ... Named NHL Rookie of the Month in October

CAREER VS. NHL

	GP	G	A	PTS	PIM
ANA	3	1	4	5	6
ATL	12	5	15	20	10
BOS	12	9	3	12	24
BUF	12	5	12	17	16
CGY	2	1	1	2	4
CAR	11	4	7	11	14
CHI	2	2	0	2	0
COL	2	1	2	3	2
CBJ	3	1	3	4	4
DAL	3	2	2	4	0
DET	2	1	1	2	0
EDM	2	0	5	5	0
FLA	12	3	7	10	4
LAK	3	5	2	7	8
MIN	2	2	1	3	4
MON	12	7	11	18	8
NSH	2	1	1	2	2
NJD	22	11	17	28	6
NYI	22	9	18	27	22
NYR	21	7	8	15	16
OTT	12	5	7	12	12
PHI	21	13	18	31	26
PHX	3	0	2	2	2
PIT	-	-	-	-	-
SJS	4	0	1	1	6
STL	2	2	1	3	0
TBL	12	5	7	12	4
TOR	12	7	21	28	20
VAN	2	0	1	1	2
WSH	12	6	11	17	14
Totals	242	115	189	304	238

CAREER HIGHS

Goals: 3 (3 times), 11/26/08 at NYI

Assists: 5 (1 time), 1/20/07 vs. TOR

Points: 5 (2 times), 3/17/09 vs. ATL (2G-3A)

SOG: 12 (1 time), 1/14/09 vs. WAS

PIM: 10 (1 time), 12/11/07 at PHI

Hat Tricks: 3, 11/26/08 at NYI (3G)



and November, becoming first rookie to win award in consecutive months since Ron Hextall of Philadelphia in 1986.

INTERNATIONAL: Represented Russia at 2006 Olympics as well as two World Championships (2006, 2007), three World Junior Championships (2004, 2005, 2006) and two World Under-18 Championships (2003, 2004) ... Had six points in seven games as a 19-year-old at 2006 Olympics ... Named to All-Tournament team at 2007 World Championships and tied for Russian team scoring lead at 2006 Worlds with nine points (3+6) in seven games ... Named top forward and tournament MVP at 2006 World Junior Championship, where he scored 10 points in six games ... In two appearances at World Junior Championships had 20 points in 12 games (7+13) ... In two appearances at World Under-18 Championships had 17 points in 12 games (9+8) ... Played three seasons for hometown Metallurg Magnitogorsk in Russian Super League from 2003-06 ... Led team to regular

season title in 2005-06 and ranked third in league scoring as 19-year-old with 47 points (21+26) in 46 games ... Was teammate of Sergei Gonchar and Petr Sykora with Magnitogorsk in 2004-05.

PERSONAL: Nickname – “Geno” ... Lists Boston as favorite road city and the TD Banknorth Garden as favorite road arena ... Other favorites include: vacation spot – Paris; food – sushi; restaurant – Yokoso Japanese Restaurant; band – Russian band, “Rouky Viergh” (Hands Up); movie – The Mummy ... Soccer and billiards are favorite sports other than hockey ... Would like to meet Michael Jordan and Maria Sharapova ... Assisting on Petr Sykora’s game-winning goal in triple overtime of Game 5 against Detroit in the Stanley Cup Final is his most memorable moment in hockey ... Signed through 2013-14.

CAREER STATISTICS

YEAR	TEAM	LEAGUE	REGULAR SEASON										PLAYOFFS				
			GP	G	A	PTS	PIM	+/-	PP	SH	GW	S	GP	G	A	PTS	PIM
2002-03	Russia	U18WJC	6	5	4	9	2	11	--	--	--	--	--	--	--	--	--
2003-04	Magnitogorsk	RUS	33	3	9	12	12	11	--	--	--	--	--	--	--	--	
	Russia	WJC	6	1	4	5	0	2	--	--	--	--	--	--	--		
2004-05	Russia	U18 WJC	6	4	4	8	31	4	--	--	--	--	--	--	--		
	Magnitogorsk	RUS	52	12	20	32	24	21	--	--	--	--	5	0	4	4	0
	Russia	WC	9	0	4	4	8	6	--	--	--	--	--	--	--	--	
	Russia	WJC	6	3	7	10	16	0	--	--	--	--	--	--	--		
2005-06	Magnitogorsk	RUS	46	21	26	47	46	28	--	--	--	--	11	5	10	15	41
	Russia	Olympics	7	2	4	6	31	5	--	--	--	--	--	--	--	--	
	Russia	WC	7	3	6	9	6	7	--	--	--	--	--	--	--		
	Russia	WJC	6	4	6	10	12	5	--	--	--	--	--	--	--		
2006-07	PITTSBURGH	NHL	78	33	52	85	80	2	16	0	6	242	5	0	4	4	8
	Russia	WC	9	5	5	10	6	5	2	0	--	33	--	--	--	--	
2007-08	PITTSBURGH	NHL	82	47	59	106	78	16	17	0	5	268	20	10	12	22	4
2008-09	PITTSBURGH	NHL	82	35	78*	113*	80	17	14	2	4	290	--	--	--	--	
PIT/NHL TOTALS			242	115	189	304	238	35	47	2	15	804	25	10	16	26	32

*NHL LEADER

71 EVGENI MALKIN • C

GAME # TEAM/ PLAYER	DATE	OPP.	G	A	P	PIM	SHIFTS	TOI	F/O WON	F/O LOST	SHOTS	B/S	Hits	+/-	REMARKS	
1/1	10/4	@ OTT	1	SH	0	1	0	22	0:22:30	4	7	2	2	0	2	FIRST SH GOAL
2/2	10/5	OTT	0	1	PP	1	0	24	0:22:58	4	4	5	1	3	E	
3/3	10/11	NJ	0	1	PP	1	0	26	0:22:26	4	7	2	1	0	E	
4/4	10/14	PHI	0	0		0	0	20	20:57	2	5	3	0	2	E	
5/5	10/16	WSH	1	PP	2	2PP	3	4	23	21:21	4	6	9	0	3	-1
6/6	10/18	TOR	0	4	2PP	4	2	22	19:32	-	-	2	0	0	2	200TH NHL POINT
7/7	10/20	@ BOS	0	1		1	0	28	24:58	0	5	4	0	1	1	GW-SO
8/8	10/23	CAR	1	1	PP	2	2	25	22:45	-	-	5	0	2	E	
9/9	10/25	@ NYR	0	1		1	0	22	22:19	0	1	0	1	1	E	
10/10	10/28	@ SJ	0	1		1	2	23	22:10	-	-	2	0	2	E	
11/11	10/30	@ PHX	0	1	PP	1	0	21	19:23	4	5	10	0	1	-1	
12/12	11/1	@ STL	1	PP	1		2	0	22	22:51	7	6	4	0	0	-1
13/13	11/6	EDM	0	3	1PP	3	0	23	20:29	6	3	5	0	0	1	
14/14	11/8	@ NYI	0	1		1	0	24	24:14	3	1	2	1	0	1	
15/15	11/11	@ DET	1	PP	1		2	0	23	23:42	7	9	2	1	0	E
16/16	11/13	PHI	1	1		2	0	23	24:19	3	6	5	0	1	-1	
17/17	11/15	BUF	1	PP	3	1PP	4	2	25	23:28	5	1	4	1	1	2
18/18	11/18	MIN	0	0		0	0	22	20:46	2	3	1	1	0	E	
19/19	11/20	@ ATL	0	1	PP	1	0	21	21:30	-	-	1	0	0	E	
20/20	11/22	VAN	0	0		0	0	24	23:55	-	-	3	0	2	-1	
21/21	11/26	@ NYI	3	1		4	2	26	21:29	1	2	4	1	0	4	2ND CAREER HAT TRICK, GWG
22/22	11/28	@ BUF	0	2		2	2	26	23:25	3	3	1	0	0	2	
23/23	11/29	NJ	0	2		2	0	23	22:54	3	4	4	2	1	1	
24/24	12/3	@ NYR	0	0		0	0	30	23:23	1	5	3	0	1	1	
25/25	12/4	@ CAR	0	2	1PP	2	2	24	20:38	1	6	2	0	1	1	
26/26	12/6	@ OTT	1	SH	1	PP	2	0	25	25:53	1	0	4	0	0	1
27/27	12/8	BUF	0	2		2	4	21	25:54	6	8	8	2	0	2	
28/28	12/10	@ NJ	0	1		1	0	25	23:14	4	6	3	0	0	-2	
29/29	12/11	NYI	1	1		2	2	25	20:45	3	6	4	0	1	2	
30/30	12/13	PHI	0	1		1	2	23	22:26	2	9	1	0	1	1	
31/31	12/18	@ ATL	2	2	1PP	4	2	27	24:23	5	9	3	0	1	3	
32/32	12/20	TOR	1	1	PP	2	2	24	21:27	7	5	3	1	1	-1	
33/33	12/22	@ BUF	0	3	1PP	3	2	26	19:14	8	8	1	0	0	3	
34/34	12/23	TB	0	0		0	2	26	23:14	-	-	5	1	1	E	
35/35	12/26	NJ	0	1		1	0	21	20:05	3	2	4	0	0	1	
36/36	12/27	MTL	0	0		0	2	23	26:34	4	3	3	0	0	-1	
37/37	12/30	BOS	0	0		0	4	23	21:42	2	2	4	0	1	-2	
38/38	1/1	@ BOS	0	1		1	0	23	26:06	2	8	5	2	0	E	
39/39	1/3	FLA	0	0		0	2	25	20:51	8	11	5	0	1	-1	
40/40	1/5	@ NYR	0	0		0	0	21	23:03	2	6	3	0	0	-2	200TH NHL GAME
41/41	1/6	ATL	0	3	2PP	3	0	22	22:34	5	5	1	1	0	1	
Half- Season Totals			15	48	63	42	972	22:35	126	177	142	19	29	18		

71 EVGENI MALKIN • C


GAME # TEAM/ PLAYER	DATE	OPP.	G	A	P	PIM	SHIFTS	TOI	F/O WON	F/O LOST	SHOTS	B/S	Hits	+/-	REMARKS		
42/42	1/8	@ NSH	0	0	0	0	28	22:31	5	8	1	0	0	-3			
43/43	1/10	@ COL	1	PP	1	2	0	29	23:39	-	-	4	1	1	-1		
44/44	1/13	@ PHI	1		0	1	2	25	18:46	-	-	2	0	0	1		
45/45	1/14	WSH	1	PP	0	1	2	28	23:39	2	1	12	1	1	-3		
46/46	1/16	ANA	0		2	2	2	26	24:25	8	6	3	0	0	2		
47/47	1/18	NYR	0		0	0	2	24	22:51	2	1	1	0	3	E		
48/48	1/20	CAR	1	PP	0	1	0	29	27:15	2	3	5	0	3	-1		
49/49	1/28	NYR	0		1	1	0	24	24:07	-	-	3	3	1	2		
50/50	1/30	NJ	1		1	2	0	27	22:18	-	-	4	0	1	1	100TH GOAL	
51/51	1/31	@ TOR	1		1	2	0	26	23:08	-	-	6	0	2	1		
52/52	2/3	@ MTL	1	PP	0	1	2	25	20:10	3	1	3	0	2	-1		
53/53	2/4	TB	2		1	PP	3	0	29	26:59	1	3	7	1	4	1	
54/54	2/6	CBJ	0		1	1	2	23	19:38	3	12	2	0	3	2		
55/55	2/8	DET	0		0	0	0	25	21:20	3	5	4	0	2	-1		
56/56	2/11	SJ	0		0	0	0	26	23:03	6	11	5	0	2	-1		
57/57	2/14	@ TOR	0		1	1	0	30	21:30	3	8	3	5	1	-1		
58/58	2/16	NYI	1		0	1	4	25	24:57	9	5	4	0	1	1		
59/59	2/19	MTL	1		1	2	0	22	21:02	3	7	4	0	0	3		
60/60	2/21	@ PHI	1	PP	1	2	4	24	20:26	1	5	2	1	0	-2		
61/61	2/22	@ WSH	0		1	PP	1	0	23	26:29	3	6	1	0	2	-1	
62/62	2/25	NYI	0		1	1	0	21	24:04	14	7	1	2	1	1		
63/63	2/27	@ CHI	1	PP	0	1	0	27	23:11	9	12	4	1	0	-1	GWG	
64/64	3/1	@ DAL	1	PP	2	3	0	22	23:26	8	11	6	0	2	3		
65/65	3/3	@ TB	0		1	PP	1	0	21	19:01	7	7	2	0	1	-1	
66/66	3/5	@ FLA	0		1	1	0	21	21:51	7	7	5	0	0	2		
67/67	3/8	@ WSH	0		0	0	2	26	24:02	4	6	3	0	0	-1		
68/68	3/10	FLA	1		0	1	0	23	27:33	1	3	4	0	1	-1		
69/69	3/12	@ CBJ	0		2	2	2	23	24:19	2	6	5	0	0	1		
70/70	3/14	OTT	0		0	0	0	18	22:44	5	4	4	1	2	-1		
71/71	3/15	BOS	0		0	0	2	23	24:39	4	6	7	1	2	-1		
72/72	3/17	ATL	2	1PP	3	2PP	5	0	22	20:12	6	8	3	0	2	1	2ND CAREER 5-PT GAME
73/73	3/20	LA	1	PP	1	2	4	21	19:54	2	6	4	0	3	1	GWG	
74/74	3/22	PHI	0		1	PP	1	0	24	24:20	1	4	0	0	1	-1	
75/75	3/25	CAL	0		1	1	4	16	17:50	2	3	2	0	1	1		
76/76	3/28	NYR	0		1	1	2	23	25:35	5	5	3	1	0	E	236TH CONSECUTIVE GAME	
77/77	4/1	NJ	1	PP	0	1	0	21	22:03	5	3	2	0	1	-1		
78/78	4/4	@ CAR	0		0	0	0	22	20:20	4	4	5	0	0	-2		
79/79	4/5	@ FLA	0		0	0	0	22	22:19	5	5	2	0	2	-1		
80/80	4/7	@ TB	0		2	2PP	2	0	20	18:20	2	0	4	1	3	-1	
81/81	4/9	NYI	0		2	1PP	2	2	19	16:53	8	9	2	0	0	2	
82/82	4/11	@ MTL	1		0	1	0	18	19:37	2	9	4	1	0	E		
Second- Half Totals			20	30	50	38	971	22:27	157	207	148	20	51	-1			
Final Totals			35	78	113	80	1943	22:31	283	384	290	39	80	17			

BROOKS ORPIK • 44



Position: D
Ht: 6-2
DOB: 9/26/80
Acquired: Drafted by Penguins in the first round (18th overall) of the 2000 Entry Draft.

Shoots: Left
Wt: 228
Birthplace: San Francisco, CA



2008-09: Set new single-season career highs with 19 points and 17 assists ... Ranked second in the NHL in hits with 309 ... Second on team with 152 blocked shots ... Recorded a career single-season high four multi-point games ... Netted his first career power-play goal Oct. 14 vs. Philadelphia ... Played in his 300th game Oct. 11 vs. New Jersey ... Leveled a career-high 12 hits Feb. 6 vs. Columbus.

NHL CAREER: Rugged defenseman has played five-plus NHL seasons in Pittsburgh ... Produced 55 points (6+49) in 376 career games ... Ranked fifth in NHL with 239 hits, second among defensemen, during 2007-08 regular season and was imposing physical force during Stanley Cup playoffs ... Led NHL in hits (102) and blocked shots (61) in post-season play ... Recorded his first career playoff point with an assist in Game 1 of conference semifinals against NY Rangers ... During regular season, registered career best plus-minus rating (plus-12) ... Twice had nine hits in a game – March 20 vs. Tampa Bay and Nov. 30 vs. Dallas ... Made Penguins and NHL debut during 2002-03 season, became a regular in 2003-04 ... Set career high with 127 penalty minutes in 2003-04 ... Named to Eastern Conference Young Guns

roster at 2004 NHL All-Star Game.

INTERNATIONAL: Played for U.S. at 2007 World Championships.

COLLEGE: Played three seasons at Boston College from 1998-01 and helped Eagles to NCAA championship as junior in 2000-01 ... Had 20 assists, 124 penalty minutes in 40 games as a junior ... Career total of 41 points (2+39) at BC with 322 PIMs in 119 games.

PERSONAL: Favorites include: vacation spot – Sunny Isles, Florida; restaurant – Il Pizzaiolo in Mt. Lebanon; band – Pearl Jam; movie – The Pianist ... Favorite road city is Boston and favorite NHL road arena is Madison Square Garden ... Favorite sport other than hockey is soccer ... Person he wishes he could meet is Ronaldinho ... Lists winning the national championship with Boston College in 2001 as his most memorable hockey moment ... Signed through 2013-14.

CAREER VS. NHL

	GP	G	A	PTS	PIM
ANA	5	0	0	0	0
ATL	18	0	3	3	20
BOS	18	2	0	2	22
BUF	20	0	1	1	14
CGY	3	0	0	0	0
CAR	17	1	2	3	44
CHI	4	0	0	0	2
COL	4	1	3	4	2
CBJ	3	0	1	1	4
DAL	4	0	1	1	0
DET	4	0	0	0	2
EDM	3	0	1	1	2
FLA	20	0	2	2	16
LAK	4	0	0	0	15
MIN	5	0	1	1	13
MON	19	0	2	2	31
NSH	4	0	0	0	6
NJD	32	0	7	7	32
NYI	34	1	7	8	30
NYR	31	0	1	1	34
OTT	20	0	2	2	18
PHI	33	1	4	5	53
PHX	5	0	0	0	11
PIT	-	-	-	-	-
SJS	5	0	0	0	6
STL	4	0	1	1	10
TBL	18	0	3	3	16
TOR	18	0	2	2	24
VAN	2	0	0	0	5
WSH	19	0	5	5	33
Totals	376	6	49	55	465

CAREER HIGHS

Goals: 1 (6 times), 11/26/08 at NYI

Assists: 2 (4 times), 3/5/09 at FLA

Points: 2 (6 times), 3/5/09 at FLA (0G-2A)

SOG: 4 (2 times), 3/27/07 at WSH

PIM: 19 (1 time), 3/4/06 vs. CAR



CAREER STATISTICS

YEAR	TEAM	LEAGUE	REGULAR SEASON										PLAYOFFS					
			GP	G	A	PTS	PIM	+/-	PP	SH	GW	S	GP	G	A	PTS	PIM	
1996-97	Thayer Acad.	USHS	20	4	1	5	--	--	--	--	--	--	--	--	--	--	--	--
1997-98	Thayer Acad.	USHS	22	0	7	7	--	--	--	--	--	--	--	--	--	--	--	
1998-99	Boston College	Hockey East	41	1	10	11	96	--	--	--	--	--	--	--	--	--	--	
1999-00	Boston College	Hockey East	38	1	9	10	102	--	--	--	--	--	--	--	--	--	--	
2000-01	Boston College	Hockey East	40	0	20	20	124	--	--	--	--	--	--	--	--	--	--	
2001-02	Wilkes-Barre	AHL	78	2	18	20	99	2	1	0	0	72	--	--	--	--	--	
2002-03	Wilkes-Barre	AHL	71	4	14	18	105	5	0	0	1	79	6	0	0	0	14	
	PITTSBURGH	NHL	6	0	0	0	2	-5	0	0	0	2	--	--	--	--	--	
2003-04	PITTSBURGH	NHL	79	1	9	10	127	-36	0	0	0	56	--	--	--	--	--	
	Wilkes-Barre	AHL	3	0	0	0	2	1	0	0	0	6	24	0	4	4	53	
2004-05			Did Not Play															
2005-06	PITTSBURGH	NHL	64	2	7	9	124	-3	0	0	0	32	--	--	--	--	--	
	United States	WC	7	0	0	0	10	0	0	0	0	3	--	--	--	--	--	
2006-07	PITTSBURGH	NHL	70	0	6	6	82	4	0	0	0	59	5	0	0	0	8	
2007-08	PITTSBURGH	NHL	78	1	10	11	57	11	0	0	0	50	20	0	2	2	18	
2008-09	PITTSBURGH	NHL	79	2	17	19	73	10	1	0	0	39	--	--	--	--	--	
PIT/NHL TOTALS			376	6	49	55	465	-19	1	0	0	238	25	0	2	2	26	

44 BROOKS ORPIK • D

GAME # TEAM/ PLAYER	DATE	OPP.	G	A	P	PIM	SHIFTS	TOI	F/O WON	F/O LOST	SHOTS	B/S	Hits	+/-	REMARKS
1/1	10/4	@OTT	0	0	0	2	30	20:25	-	-	1	0	2	1	
2/2	10/5	OTT	0	0	0	0	31	22:22	-	-	1	1	8	E	
3/3	10/11	NJ	0	0	0	2	31	23:31	-	-	0	2	3	-1	300TH GAME
4/4	10/14	PHI	1	PP	1	2	2	25:07	-	-	1	3	4	E	1st PP Goal
5/5	10/16	WSH	0	0	0	0	22	17:01	-	-	0	3	1	-3	
6/6	10/18	TOR	0	0	0	0	24	20:47	-	-	0	1	7	E	
7/7	10/20	@BOS	0	0	0	0	28	26:32	-	-	1	4	5	E	
8/8	10/23	CAR	0	0	0	0	25	22:40	-	-	0	5	5	1	
9/9	10/25	@NYR	0	0	0	2	32	26:02	-	-	0	3	6	E	
10/10	10/28	@SJ	0	0	0	0	25	23:49	-	-	0	1	5	E	
11/11	10/30	@PHX	0	0	0	2	24	18:07	-	-	2	3	5	-2	400TH CAREER PIM
12/12	11/1	@STL	0	1	1	2	25	21:58	-	-	1	1	2	3	
13/13	11/6	EDM	0	1	1	0	22	17:51	-	-	0	1	2	1	
14/14	11/8	@NYI	0	0	0	0	25	23:12	-	-	0	4	1	1	
15/15	11/11	@DET	0	0	0	0	30	22:02	-	-	0	2	2	E	
16/16	11/13	PHI	0	0	0	2	25	18:35	-	-	2	0	2	2	
17/17	11/15	BUF	0	0	0	2	25	18:06	-	-	0	4	6	1	
18/18	11/18	MIN	0	0	0	0	23	21:00	-	-	0	1	5	E	
19/19	11/20	@ATL	0	0	0	0	24	20:00	-	-	0	1	1	E	
20/20	11/22	VAN	0	0	0	5	24	18:59	-	-	0	1	5	-2	
21/21	11/26	@NYI	1	1	2	0	22	22:09	-	-	1	0	4	1	
22/22	11/28	@BUF	0	0	0	2	24	22:08	-	-	2	4	3	-2	
23/23	11/29	NJ	0	0	0	0	26	19:30	-	-	0	4	3	E	
24/24	12/3	@NYR	0	0	0	4	29	24:05	-	-	0	1	7	-1	
25/25	12/4	@CAR	0	0	0	0	25	17:39	-	-	0	0	3	2	
26/26	12/6	@OTT	0	0	0	0	25	21:33	-	-	1	5	4	-1	
27/27	12/8	BUF	0	0	0	2	21	14:52	-	-	0	3	3	-3	
28/28	12/10	@NJ	0	0	0	0	23	21:00	-	-	1	1	1	-1	
29/29	12/11	NYI	0	1	1	0	20	18:31	-	-	0	1	2	3	
30/30	12/13	PHI	0	0	0	0	24	21:13	-	-	1	2	4	-2	
31/31	12/18	@ATL	0	0	0	2	24	21:40	-	-	1	3	1	1	
32/32	12/20	TOR	0	0	0	0	18	16:10	-	-	1	2	7	-3	
33/33	12/22	@BUF	0	1	1	2	28	22:09	-	-	1	4	1	1	
34/34	12/23	TB	0	0	0	0	21	21:43	-	-	1	1	4	E	
35/35	12/26	NJ	0	0	0	0	24	21:57	-	-	0	2	1	1	
36/36	12/27	MTL	0	1	1	0	17	16:27	-	-	0	1	2	-1	
37/37	12/30	BOS	0	0	0	2	22	19:34	-	-	0	2	2	1	
38/38	1/1	@BOS	0	0	0	0	17	18:10	-	-	0	0	2	E	
39/39	1/3	FLA	0	0	0	0	29	21:14	-	-	0	3	3	-2	
40/40	1/5	@NYR	0	0	0	0	19	17:33	-	-	1	1	7	E	
41/41	1/6	ATL	0	0	0	0	22	20:08	-	-	0	2	10	1	
Half- Season Totals			2	7	9	35	1007	20:40	0	0	20	83	151	-3	

44 BROOKS ORPIK • D


GAME # TEAM/ PLAYER	DATE	OPP.	G	A	P	PIM	SHIFTS	TOI	F/O WON	F/O LOST	SHOTS	B/S	Hits	+/-	REMARKS
42/42	1/8	@ NSH	0	0	0	0	23	21:13	-	-	1	4	2	-1	
43/43	1/10	@ COL	0	2	1PP	2	0	22:33	-	-	1	2	2	-1	
44/44	1/13	@ PHI	0	1	1	0	25	19:41	-	-	1	0	4	1	
45/45	1/14	WSH	0	0	0	4	25	22:47	-	-	1	3	6	-1	
46/46	1/16	ANA	0	0	0	0	8	09:23	-	-	0	0	5	1	
47/	1/18	NYR	-	-	-	-	-	-	-	-	-	-	-	-	INJ
48/	1/20	CAR	-	-	-	-	-	-	-	-	-	-	-	-	INJ
49/	1/28	NYR	-	-	-	-	-	-	-	-	-	-	-	-	INJ
50/47	1/30	NJ	0	0	0	2	26	18:28	-	-	0	0	1	1	
51/48	1/31	@ TOR	0	0	0	0	18	15:31	-	-	1	1	2	-2	
52/49	2/3	@ MTL	0	0	0	0	20	17:51	-	-	1	3	0	1	
53/50	2/4	TB	0	1	1	4	26	22:03	-	-	0	3	4	E	
54/51	2/6	CBJ	0	1	1	0	24	20:55	-	-	0	3	12	1	CAREER-HIGH HITS
55/52	2/8	DET	0	0	0	0	20	20:14	-	-	1	1	7	-1	
56/53	2/11	SJ	0	0	0	0	23	17:39	-	-	0	3	2	E	350TH CAREER GAME
57/54	2/14	@ TOR	0	0	0	2	25	20:31	-	-	0	2	3	-1	
58/55	2/16	NYI	0	0	0	0	27	21:37	-	-	1	0	6	1	
59/56	2/19	MTL	0	0	0	2	29	22:20	-	-	0	2	7	1	
60/57	2/21	@ PHI	0	0	0	0	23	18:59	-	-	0	1	5	E	
61/58	2/22	@ WSH	0	1	1	2	27	20:02	-	-	0	1	7	1	
62/59	2/25	NYI	0	0	0	0	22	21:11	-	-	1	5	6	1	
63/60	2/27	@ CHI	0	0	0	0	29	20:52	-	-	0	3	2	1	
64/61	3/1	@ DAL	0	0	0	0	25	20:25	-	-	0	1	9	1	
65/62	3/3	@ TB	0	0	0	2	24	19:09	-	-	0	4	2	E	
66/63	3/5	@ FLA	0	2	2	0	24	20:42	-	-	3	3	1	3	
67/64	3/8	@ WSH	0	0	0	2	31	23:42	-	-	1	2	4	1	
68/65	3/10	FLA	0	0	0	0	21	18:30	-	-	0	1	4	-1	
69/66	3/12	@ CBJ	0	0	0	2	29	23:08	-	-	0	1	2	-1	
70/67	3/14	OTT	0	1	1	0	24	18:27	-	-	0	0	6	-1	
71/68	3/15	BOS	0	0	0	2	25	16:58	-	-	0	0	3	3	
72/69	3/17	ATL	0	0	0	0	28	20:36	-	-	0	2	3	E	
73/70	3/20	LA	0	0	0	0	29	20:40	-	-	0	1	4	2	
74/71	3/22	PHI	0	0	0	0	24	21:34	-	-	0	3	2	E	
75/72	3/25	CAL	0	0	0	0	22	20:25	-	-	1	7	10	E	
76/73	3/28	NYR	0	1	1	2	27	20:49	-	-	0	3	3	1	
77/74	4/1	NJ	0	0	0	4	22	19:08	-	-	1	0	3	E	
78/75	4/4	@ CAR	0	0	0	2	25	18:55	-	-	1	0	2	-2	
79/76	4/5	@ FLA	0	0	0	2	27	20:33	-	-	2	0	4	E	
80/77	4/7	@ TB	0	0	0	0	26	19:49	-	-	0	1	5	2	
81/78	4/9	NYI	0	0	0	2	25	19:43	-	-	0	2	4	1	
82/79	4/11	@ MTL	0	0	0	2	23	21:22	-	-	1	1	4	1	
Second- Half Totals			0	10	10	38	928	19:58			19	69	158	13	
Final Totals			2	17	19	73	1935	20:20	0	0	39	152	309	10	

MIROSLAV SATAN • 81



Position: D
Ht: 6-3
DOB: 3/24/73
Acquired: Signed as a free agent on July 3, 2008.

Shoots: Right
Wt: 218
Birthplace: St. Apollinaire, QC, Canada



2008-09: Finished the campaign with 36 points (17+19) in 65 games ... Scored six power-play goals, fourth most (tied) on team ... Recorded his 700th career point Nov. 13 vs. Philadelphia ... Tallied his 350th career assist Oct. 16 vs. Washington and scored his 350th goal Jan. 14 vs. Washington ... Played in his 1,000th career game Feb. 4 vs. Tampa Bay ... Assigned to Penguins' AHL affiliate Wilkes-Barre/Scranton on March 4 and recalled to Pittsburgh April 10.

NHL CAREER: Talented veteran winger played 13 NHL seasons in Edmonton, Buffalo, NY Islanders and Pittsburgh, compiling 354 goals, 367 assists and 721 points in 1,012 career games ... Has scored at least 25 goals in nine of 13 NHL seasons ... Has scored more than 30 goals four times, including career-high 40 with Buffalo in 1998-99 ... Has topped 60 points six times, including career-high 75 with Buffalo in 2002-03 ... Played in at least 79 games in 10 of 13 seasons ... Had 66 points (35+31) in first season with Islanders in 2005-06 ... In 2007-08, scored three straight game-winning goals (Nov. 3 vs. Penguins, Nov. 6 vs. NY Rangers, Nov. 10 vs. New Jersey), marking first time an Islander accomplished the feat since

Bryan Trottier in January, 1982 ... Played in NHL All-Star Game in 2000 and 2003.

INTERNATIONAL: Represented Slovakia eight times at World Championships – 1994, 1995, 1996, 2000, 2002, 2003, 2004, 2005 ... Served as team captain in 2003 and 2004, leading team to a gold medal in 2003 and bronze in 2004 ... Played for Slovakia at World Cup of Hockey in 1996 and 2004 and also served as team captain at 2004 World Cup ... Played for Slovakia at Olympic Games in 1994, 2002 and 2006 ... Scored nine goals in eight games, including two hat tricks, at 1994 Olympics.

PERSONAL: Lists the Bell Centre as favorite road arena and Tampa Bay as favorite road city ... Other favorites include: vacation spot – Italy; food – Italian and French; band – Elan; movie – The Big Lebowski ... Golf and soccer are his favorite sports other than hockey ... Signed through 2008-09.



CAREER VS. NHL

	GP	G	A	PTS	PIM
ANA	23	9	7	16	6
ATL	34	24	20	44	12
BOS	56	20	25	45	30
BUF	20	5	5	10	16
CGY	19	9	8	17	8
CAR	49	19	21	40	16
CHI	21	10	4	14	10
COL	24	6	8	14	8
CBJ	8	1	4	5	4
DAL	19	5	7	12	10
DET	19	6	6	12	4
EDM	13	4	1	5	16
FLA	46	15	16	31	20
LA	24	6	10	16	18
MIN	9	3	5	8	4
MON	55	17	17	34	18
NSH	12	0	2	2	23
NJ	61	16	22	38	22
NYI	37	9	10	19	20
NYR	63	28	21	49	18
OTT	55	13	18	31	10
PHI	59	15	20	35	20
PHO	19	8	7	15	18
PIT	56	26	19	45	33
SJ	23	6	9	15	12
STL	18	5	8	13	8
TB	45	15	16	31	18
TOR	56	21	32	53	20
VAN	22	3	4	7	6
WSH	47	30	15	45	24
TOTALS	1012	354	367	721	452

CAREER HIGHS

Goals: 4 (1 time), 2/16/04 vs. ATL

Assists: 3 (5 times), 10/14/06 vs. BOS

Points: 5 (1 time), 1/8/00 at OTT (3G-2A)

SOG: 10 (1 time), 10/22/02 vs. PHI

PIM: 17 (1 time), 11/13/01 at NSH

Hat Tricks: 7, 2/4/06 at PIT (3G)

CAREER STATISTICS

YEAR	TEAM	LEAGUE	REGULAR SEASON										PLAYOFFS				
			GP	G	A	PTS	PIM	+/-	PP	SH	GW	S	GP	G	A	PTS	PIM
1992-93	Trencin	Czech	38	11	6	17	--	--	--	--	--	--	--	--	--	--	--
1993-94	Trencin	Slovakia	30	32	16	48	16	--	--	--	--	--	--	--	--	--	--
	Slovakia	WJC	4	6	7	13	4	--	--	--	--	--	--	--	--	--	--
	Slovakia	Olympics	8	9	0	9	0	--	--	--	--	--	--	--	--	--	--
	Slovakia	WC	6	7	1	8	18	--	--	--	--	--	--	--	--	--	--
1994-95	Cape Breton	AHL	25	24	16	40	15	--	--	--	--	--	--	--	--	--	--
	Detroit	IHL	8	1	3	4	4	--	--	--	--	--	--	--	--	--	--
	San Diego	IHL	6	0	2	2	6	--	--	--	--	--	--	--	--	--	--
	Slovakia	WC	7	7	6	13	4	--	--	--	--	--	--	--	--	--	--
1995-96	Edmonton	NHL	62	18	17	35	22	0	6	0	4	113	--	--	--	--	--
	Slovakia	WC	5	0	3	3	6	--	--	--	--	--	--	--	--	--	--
1996-97	Edmonton	NHL	64	17	11	28	22	-4	5	0	2	90	--	--	--	--	--
	Buffalo	NHL	12	8	2	10	4	1	2	0	1	29	7	0	0	0	0
	Slovakia	WCup	3	0	0	0	2	--	--	--	--	--	--	--	--	--	--
1997-98	Buffalo	NHL	79	22	24	46	34	2	9	0	4	139	14	5	4	9	4
1998-99	Buffalo	NHL	81	40	26	66	44	24	13	3	6	208	12	3	5	8	2
1999-00	Buffalo	NHL	81	33	34	67	32	16	5	3	5	265	5	3	2	5	0
	Trencin	Slovakia	3	2	8	10	2	--	--	--	--	--	--	--	--	--	--
	Slovakia	WC	9	10	2	12	14		5	2	1	37	--	--	--	--	--
2000-01	Buffalo	NHL	82	29	33	62	36	5	8	2	4	206	13	3	10	13	8
2001-02	Buffalo	NHL	82	37	36	73	33	14	15	5	5	267	--	--	--	--	--
	Slovakia	Olympics	2	0	1	1	0	--	--	--	--	--	--	--	--	--	--
	Slovakia	WC	9	5	8	13	2	--	--	--	--	--	--	--	--	--	--
2002-03	Buffalo	NHL	79	26	49	75	20	-3	11	1	3	240	--	--	--	--	--
	Slovakia	WC	9	6	4	10	2	--	--	--	--	--	--	--	--	--	--
2003-04	Buffalo	NHL	82	29	28	57	30	-15	11	1	5	206	--	--	--	--	--
	Bratislava	Slovakia	7	6	4	10	41	--	--	--	--	--	--	--	--	--	--
	Slovakia	WC	9	4	4	8	4	--	--	--	--	--	--	--	--	--	--
2004-05	Slovakia	WCup	4	0	0	0	4	-7	--	--	--	--	--	--	--	--	--
	Bratislava	Slovakia	18	11	9	20	14	--	--	--	--	--	18	15	7	22	16
	Slovakia	WC	7	2	2	4	8	--	--	--	--	--	--	--	--	--	--
2005-06	NY Islanders	NHL	82	35	31	66	54	8	17	0	2	253	--	--	--	--	--
	Slovakia	Olympics	6	0	2	2	2	--	--	--	--	--	--	--	--	--	--
2006-07	NY Islanders	NHL	81	27	32	59	46	-12	7	1	2	216	5	1	2	3	0
	Slovakia	WC-A	7	1	7	8	4	--	--	--	--	--	--	--	--	--	--
2007-08	NY Islanders	NHL	80	16	25	41	39	-11	5	0	4	171	--	--	--	--	--
2008-09	PITTSBURGH	NHL	65	17	19	36	36	3	6	0	2	120	--	--	--	--	--
	Wilkes-Barre	AHL	10	3	6	9	4	1	2	0	0	35	--	--	--	--	--
NHL TOTALS			1012	354	367	721	452	12	120	16	49	2,523	--	--	--	--	--
PITTSBURGH TOTALS			65	17	19	36	36	3	6	0	2	120	--	--	--	--	--

81 MIROSLAV SATAN • LW

GAME # TEAM/ PLAYER	DATE	OPP.	G	A	P	PIM	SHIFTS	TOI	F/O WON	F/O LOST	SHOTS	B/S	Hits	+/-	REMARKS		
1/1	10/4	@OTT	0	1	1	0	22	21:26	-	-	1	1	0	1			
2/2	10/5	OTT	0	0	0	0	21	16:00	-	-	1	0	1	E			
3/3	10/11	NJ	1	PP	0	1	0	20	19:14	-	-	1	0	0	E		
4/4	10/14	PHI	0	0	0	0	22	20:31	0	1	3	0	0	-1			
5/5	10/16	WSH	1	PP	1	PP	2	0	20	18:11	-	-	2	0	0	-2	350TH CAREER ASSIST
6/6	10/18	TOR	1	PP	0	1	2	17	13:28	-	-	4	1	0	1	GWG	
7/7	10/20	@BOS	1	0	1	2	21	17:29	-	-	2	0	0	1			
8/8	10/23	CAR	0	0	0	0	20	17:53	-	-	0	0	0	E			
9/9	10/25	@NYR	0	0	0	0	19	17:02	-	-	3	0	0	E			
10/10	10/28	@SJ	0	0	0	2	18	14:00	-	-	1	0	0	-1			
11/11	10/30	@PHX	1	PP	0	1	12	17	14:17	-	-	4	0	0	E		
12/12	11/1	@STL	1	2	3	0	22	20:55	-	-	3	0	0	3			
13/13	11/6	EDM	2	0	2	0	22	21:49	-	-	3	0	1	1			
14/14	11/8	@NYI	0	0	0	0	24	22:06	-	-	4	0	1	-1			
15/15	11/11	@DET	0	2	1PP	2	0	21	21:00	0	1	1	0	0	E		
16/16	11/13	PHI	0	1	1PP	1	0	21	19:33	-	-	0	1	1	-3	700TH CAREER POINT	
17/17	11/15	BUF	0	0	0	0	15	17:08	-	-	3	0	0	-1			
18/18	11/18	MIN	0	0	0	0	16	16:31	-	-	0	0	0	E			
19/19	11/20	@ATL	1	0	1	0	19	19:03	-	-	3	2	0	1			
20/20	11/22	VAN	0	0	0	0	24	13:49	-	-	1	0	1	-1			
21/21	11/26	@NYI	0	1	1	0	23	20:06	-	-	2	1	0	1			
22/22	11/28	@BUF	0	0	0	2	18	17:08	-	-	2	0	0	-1			
23/23	11/29	NJ	0	1	1	0	20	17:25	-	-	3	0	2	1			
24/24	12/3	@NYR	0	0	0	0	22	18:04	-	-	2	1	1	-1			
25/25	12/4	@CAR	1	0	1	0	19	17:51	-	-	3	0	1	2			
26/26	12/6	@OTT	0	0	0	0	15	12:06	-	-	1	0	0	E			
27/27	12/8	BUF	0	0	0	0	23	19:33	-	-	1	0	0	-2			
28/28	12/10	@NJ	0	0	0	0	18	14:14	-	-	1	0	0	-2			
29/29	12/11	NYI	1	PP	2	3	0	20	17:35	-	-	5	0	0	1		
30/30	12/13	PHI	0	0	0	0	21	18:11	-	-	2	0	1	-1			
31/31	12/18	@ATL	1	PP	0	1	0	20	16:04	-	-	1	0	0	-2	GWG	
32/32	12/20	TOR	0	1	1	0	16	11:51	-	-	1	0	2	E			
33/33	12/22	@BUF	0	1	1	2	20	15:55	0	1	2	0	0	1			
34/34	12/23	TB	0	0	0	2	18	15:22	-	-	3	0	0	E			
35/35	12/26	NJ	0	0	0	0	20	16:55	-	-	2	0	0	E			
36/36	12/27	MTL	0	0	0	0	19	16:26	-	-	2	0	1	1			
37/37	12/30	BOS	0	0	0	0	12	10:15	-	-	1	0	0	1			
38/38	1/1	@BOS	0	1	1	0	17	15:13	-	-	1	0	1	1			
39/39	1/3	FLA	0	0	0	2	16	12:57	-	-	4	0	0	1			
40/40	1/5	@NYR	0	0	0	2	9	09:19	-	-	0	0	0	-1			
41/41	1/6	ATL	0	0	0	0	18	13:26	-	-	1	0	0	1			
Half- Season Totals			12	14	26	28	785	16:46	0	3	80	7	14	-1			

81 MIROSLAV SATAN • LW


GAME # TEAM/ PLAYER	DATE	OPP.	G	A	P	PIM	SHIFTS	TOI	F/O WON	F/O LOST	SHOTS	B/S	Hits	+/-	REMARKS	
42/42	1/8	@ NSH	0	0	0	2	23	17:27	-	-	0	0	0	-1		
43/43	1/10	@ COL	0	0	0	0	17	14:52	-	-	2	0	0	E		
44/44	1/13	@ PHI	0	1	1	2	22	15:57	-	-	2	0	0	E		
45/45	1/14	WSH	1	1	PP	2	0	19	14:30	-	-	1	0	1	E	350TH CAREER GOAL
46/46	1/16	ANA	0	0	0	0	17	17:03	1	1	0	0	0	1		
47/47	1/18	NYR	0	1	1	0	20	16:28	-	-	1	0	0	1		
48/48	1/20	CAR	0	0	0	0	18	14:45	-	-	3	0	0	E		
49/49	1/28	NYR	0	0	0	0	18	15:02	-	-	2	0	0	E		
50/50	1/30	NJ	0	0	0	0	15	15:03	-	-	0	0	1	E		
51/51	1/31	@ TOR	1	0	1	0	19	16:43	-	-	4	0	0	E		
52/52	2/3	@ MTL	0	0	0	0	20	15:53	-	-	0	1	0	E		
53/53	2/4	TB	0	0	0	0	18	14:59	-	-	4	0	0	-1	1,000TH NHL GAME	
54/54	2/6	CBJ	0	0	0	0	14	12:46	-	-	1	0	1	1		
55/55	2/8	DET	0	0	0	0	10	09:37	-	-	0	0	0	E		
56/56	2/11	SJ	0	1	1	0	18	13:33	-	-	1	0	1	1		
57/57	2/14	@ TOR	0	0	0	0	14	10:06	-	-	0	0	0	E		
58/58	2/16	NYI	0	0	0	0	20	16:59	-	-	2	1	0	1		
59/59	2/19	MTL	1	0	1	0	15	14:04	-	-	3	1	0	1		
60/60	2/21	@ PHI	0	0	0	0	11	09:01	-	-	2	0	0	-2		
61/61	2/22	@ WSH	0	0	0	0	14	12:03	-	-	1	0	1	E		
62/62	2/25	NYI	0	0	0	0	16	15:11	-	-	4	0	0	E		
63/63	2/27	@ CHI	1	1	PP	2	2	13	08:44	0	1	2	0	0	1	
64/64	3/1	@ DAL	1	0	1	2	15	12:44	1	0	1	0	0	1		
65/65	3/3	@ TB	0	0	0	0	13	12:55	0	2	4	0	1	E		
66/	3/5	@ FLA	-	-	-	-	-	-	-	-	-	-	-	-	WBS	
67/	3/8	@ WSH	-	-	-	-	-	-	-	-	-	-	-	-	WBS	
68/	3/10	FLA	-	-	-	-	-	-	-	-	-	-	-	-	WBS	
69/	3/12	@ CBJ	-	-	-	-	-	-	-	-	-	-	-	-	WBS	
70/	3/14	OTT	-	-	-	-	-	-	-	-	-	-	-	-	WBS	
71/	3/15	BOS	-	-	-	-	-	-	-	-	-	-	-	-	WBS	
72/	3/17	ATL	-	-	-	-	-	-	-	-	-	-	-	-	WBS	
73/	3/20	LA	-	-	-	-	-	-	-	-	-	-	-	-	WBS	
74/	3/22	PHI	-	-	-	-	-	-	-	-	-	-	-	-	WBS	
75/	3/25	CAL	-	-	-	-	-	-	-	-	-	-	-	-	WBS	
76/	3/28	NYR	-	-	-	-	-	-	-	-	-	-	-	-	WBS	
77/	4/1	NJ	-	-	-	-	-	-	-	-	-	-	-	-	WBS	
78/	4/4	@ CAR	-	-	-	-	-	-	-	-	-	-	-	-	WBS	
79/	4/5	@ FLA	-	-	-	-	-	-	-	-	-	-	-	-	WBS	
80/	4/7	@ TB	-	-	-	-	-	-	-	-	-	-	-	-	WBS	
81/	4/9	NYI	-	-	-	-	-	-	-	-	-	-	-	-	WBS	
82/	4/11	@ MTL	-	-	-	-	-	-	-	-	-	-	-	-	DND	
Second- Half Totals			5	5	10	8	399	14:01	2	4	40	3	6	4		
Final Totals			17	19	36	36	1184	15:45	2	7	120	10	20	3		

ROB SCUDERI • 4



Position: D
Ht: 6-0
DOB: 12/30/78
Acquired: Drafted by Penguins in the fifth round (134th overall) of the 1998 Entry Draft.

Shoots: Left
Wt: 218
Birthplace: Syosset, NY



2008-09: Set new single-season career highs in points (16) and assists (15) ... Stay-at-home defenseman boasted a team-best and new career high plus-minus rating with a plus-23, which was the seventh highest total by a blueliner in the NHL ... Was a plus-17 in his final 20 games and set a new single-game high with a plus-4 rating April 1 vs. New Jersey ... Paced team with 164 blocked shots ... Team's top penalty killing defenseman, leading Penguins with 3:47 shorthanded minutes per game ... Tallied his first career two-assist game Dec. 11 vs. NY Islanders ... Played in his 300th career game in April 11 season finale at Montreal.

NHL CAREER: Played 300 career NHL games in four-plus seasons in Pittsburgh ... Posted three goals and 36 assists for 39 points and a plus-13 in his career ... Tied for third on team with plus-5 rating in last season's Stanley Cup Final run, and was fourth with 36 blocked shots ... Was plus or even for 16 of 20 playoff games ... Recorded first career playoff point with assist in Game 3 of opening round vs. Ottawa ... Broke in with Penguins in 2003-04 season ... Scored first NHL goal and had first multiple point game March 7, 2004 vs. NY Rangers.

COLLEGE: Played four seasons at Boston College from 1997-2001 ... Was teammate of Brooks Orpik at BC, and part of NCAA championship team in 2000-01 ... Finished collegiate career as school's all-time leader in games played (168) ... Career scoring totals of 70 points (7+63) ... Named to NCAA Championship all-tournament team in 2001.

PERSONAL: Nickname – "Scuds" ... Lists Islanders great Denis Potvin as hockey idol ... Favorites include: vacation spot – Cape Cod; food – ice cream; actress – Julia Roberts; movie – Gladiator ... Favorite road city is New York and favorite road arena is Madison Square Garden ... Rob and his wife, Courtney, have a son, Ryan, and a daughter, Kate ... They spend the offseason in Boston ... Signed through 2008-09.

CAREER VS. NHL

	GP	G	A	PTS	PIM
ANA	3	0	1	1	0
ATL	13	0	1	1	4
BOS	14	0	2	2	6
BUF	12	0	3	3	6
CGY	2	0	1	1	0
CAR	16	0	3	3	12
CHI	3	0	1	1	2
COL	2	0	0	0	0
CBJ	4	0	1	1	4
DAL	3	0	0	0	2
DET	3	0	0	0	0
EDM	3	0	0	0	4
FLA	16	0	1	1	8
LAK	3	0	0	0	2
MIN	2	0	1	1	0
MON	15	0	1	1	0
NSH	4	0	1	1	6
NJD	28	1	1	2	2
NYI	32	0	6	6	12
NYR	26	1	6	7	4
OTT	16	1	3	4	6
PHI	25	0	3	3	10
PHX	4	0	0	0	0
PIT	-	-	-	-	-
SJS	5	0	0	0	0
STL	3	0	0	0	0
TBL	12	0	0	0	8
TOR	15	0	0	0	8
VAN	3	0	0	0	2
WSH	13	0	0	0	4
Totals	300	3	36	39	112

CAREER HIGHS

Goals: 1 (3 times), 10/4/08 vs. OTT (Sweden)

Assists: 2 (1 time), 12/11/08 vs. NYI

Points: 2 (2 times), 12/11/08 vs. NYI (2A)

SOG: 3 (2 times), 2/16/09 at NYI

PIM: 4 (4 times), 3/7/06 vs. TB



CAREER STATISTICS

YEAR	TEAM	LEAGUE	REGULAR SEASON										PLAYOFFS					
			GP	G	A	PTS	PIM	+/-	PP	SH	GW	S	GP	G	A	PTS	PIM	
1995-96	Apple Core	MJBHL	76	18	60	78	--	--	--	--	--	--	--	--	--	--	--	--
1996-97	Apple Core	MJBHL	82	42	70	112	64	--	--	--	--	--	--	--	--	--	--	--
1997-98	Boston College	Hockey East	42	0	24	24	12	--	--	--	--	--	--	--	--	--	--	--
1998-99	Boston College	Hockey East	41	2	8	10	20	--	--	--	--	--	--	--	--	--	--	--
1999-00	Boston College	Hockey East	42	1	12	13	22	--	--	--	--	--	--	--	--	--	--	--
2000-01	Boston College	Hockey East	43	4	19	23	42	--	--	--	--	--	--	--	--	--	--	--
2001-02	Wilkes-Barre	AHL	75	1	22	23	66	-4	1	0	0	132	--	--	--	--	--	--
2002-03	Wilkes-Barre	AHL	74	4	17	21	44	5	2	0	2	98	6	0	1	1	4	4
2003-04	Wilkes-Barre	AHL	64	1	15	16	54	1	0	0	0	87	24	0	3	3	14	
	PITTSBURGH	NHL	13	1	2	3	4	2	0	0	0	4	--	--	--	--	--	--
2004-05	Wilkes-Barre	AHL	79	2	18	20	34	15	0	0	0	63	11	2	1	3	2	2
2005-06	PITTSBURGH	NHL	57	0	4	4	36	-18	0	0	0	28	--	--	--	--	--	--
	Wilkes-Barre	AHL	13	0	8	8	8	11	0	0	0	21	--	--	--	--	--	--
2006-07	PITTSBURGH	NHL	78	1	10	11	28	3	0	0	0	31	5	0	0	0	2	2
2007-08	PITTSBURGH	NHL	71	0	5	5	26	3	0	0	0	28	20	0	3	3	2	2
2008-09	PITTSBURGH	NHL	81	1	15	16	18	23	0	0	0	51	--	--	--	--	--	--
PIT/NHL TOTALS			300	3	36	39	112	13	0	0	0	142	25	0	3	3	4	4


4 ROB SCUDERI • D

GAME # TEAM/ PLAYER	DATE	OPP.	G	A	P	PIM	SHIFTS	TOI	F/O WON	F/O LOST	SHOTS	B/S	Hits	+/-	REMARKS
1/1	10/4	@OTT	1	0	1	0	33	23:46	-	-	2	2	0	2	
2/2	10/5	OTT	0	0	0	0	17	16:55	-	-	1	3	1	E	
3/3	10/11	NJ	0	0	0	2	25	22:13	-	-	0	5	1	-1	
4/4	10/14	PHI	0	0	0	2	22	17:05	-	-	0	5	0	-1	
5/5	10/16	WSH	0	0	0	0	22	22:15	-	-	1	8	0	-1	
6/6	10/18	TOR	0	0	0	0	20	21:17	-	-	1	3	2	E	
7/7	10/20	@BOS	0	0	0	0	25	20:54	-	-	1	0	0	1	
8/8	10/23	CAR	0	1	1	0	25	23:54	-	-	2	1	0	1	
9/9	10/25	@NYR	0	0	0	0	30	26:44	-	-	2	1	3	E	
10/10	10/28	@SJ	0	0	0	0	25	23:41	-	-	0	3	0	E	
11/11	10/30	@PHX	0	0	0	0	22	16:02	-	-	0	1	0	E	
12/12	11/1	@STL	0	0	0	0	28	18:09	-	-	0	3	0	-1	
13/13	11/6	EDM	0	0	0	0	25	20:36	-	-	1	2	2	-2	
14/14	11/8	@NYI	0	0	0	0	27	21:33	-	-	1	2	0	E	
15/15	11/11	@DET	0	0	0	0	11	06:42	-	-	0	1	1	2	
16/16	11/13	PHI	0	0	0	0	25	21:08	-	-	2	3	0	E	
17/17	11/15	BUF	0	0	0	0	22	17:51	-	-	1	3	1	1	
18/18	11/18	MIN	0	1	1	0	23	21:34	-	-	0	4	1	E	
19/19	11/20	@ATL	0	0	0	0	22	18:35	-	-	1	0	0	-1	
20/20	11/22	VAN	0	0	0	0	19	17:07	-	-	0	3	1	E	
21/21	11/26	@NYI	0	1	1	0	23	19:40	-	-	1	1	1	1	
22/22	11/28	@BUF	0	1	1	0	28	22:59	-	-	0	3	0	1	
23/23	11/29	NJ	0	0	0	0	24	20:53	-	-	0	3	2	1	
24/24	12/3	@NYR	0	1	1	0	27	21:51	-	-	0	2	2	1	
25/25	12/4	@CAR	0	0	0	0	26	23:38	-	-	0	1	3	-1	
26/26	12/6	@OTT	0	0	0	0	23	18:24	-	-	1	0	0	-1	
27/27	12/8	BUF	0	0	0	0	22	21:30	-	-	2	4	1	E	
28/28	12/10	@NJ	0	0	0	0	23	20:49	-	-	0	2	0	-1	
29/29	12/11	NYI	0	2	2	0	21	19:41	-	-	0	4	0	3	FIRST TWO ASSIST GAME
30/30	12/13	PHI	0	0	0	0	24	21:47	-	-	1	3	0	-1	
31/31	12/18	@ATL	0	1	1	0	24	24:00	-	-	0	3	2	2	250TH GAME
32/32	12/20	TOR	0	0	0	0	20	17:32	-	-	0	3	1	-2	
33/33	12/22	@BUF	0	0	0	0	27	22:13	-	-	0	2	0	1	
34/34	12/23	TB	0	0	0	2	19	19:12	-	-	0	1	4	E	
35/35	12/26	NJ	0	0	0	0	24	21:35	-	-	1	2	0	1	
36/36	12/27	MTL	0	0	0	0	15	15:48	-	-	2	1	1	-1	
37/37	12/30	BOS	0	0	0	0	22	19:45	-	-	0	4	2	-1	
38/38	1/1	@BOS	0	0	0	0	15	14:30	-	-	1	1	0	E	
39/39	1/3	FLA	0	0	0	0	22	17:24	-	-	0	1	2	E	
40/40	1/5	@NYR	0	0	0	0	20	19:03	-	-	0	1	1	-1	
41/41	1/6	ATL	0	0	0	0	21	17:55	-	-	0	7	2	E	
Half- Season Totals			1	8	9	6	938	19:57	0	0	25	102	37	4	

4 ROB SCUDERI • D

GAME # TEAM/ PLAYER	DATE	OPP.	G	A	P	PIM	SHIFTS	TOI	F/O WON	F/O LOST	SHOTS	B/S	Hits	+/-	REMARKS
42/42	1/8	@ NSH	0	0	0	2	20	16:29	-	-	2	1	0	3	
43/43	1/10	@ COL	0	0	0	0	22	17:29	-	-	0	5	1	1	
44/44	1/13	@ PHI	0	0	0	0	26	23:34	-	-	2	0	1	1	
45/45	1/14	WSH	0	0	0	0	6	05:44	-	-	0	2	1	E	
46/	1/16	ANA	-	-	-	-	-	-	-	-	-	-	-	-	INJ
47/46	1/18	NYR	0	1	1	0	19	17:25	-	-	1	0	1	1	
48/47	1/20	CAR	0	0	0	2	19	12:09	-	-	1	0	1	E	
49/48	1/28	NYR	0	0	0	0	21	20:37	-	-	0	4	0	-1	
50/49	1/30	NJ	0	1	1	0	31	24:40	-	-	0	1	0	-1	
51/50	1/31	@ TOR	0	0	0	2	22	17:28	-	-	1	1	0	E	
52/51	2/3	@ MTL	0	1	1	0	19	13:56	-	-	0	0	1	1	
53/52	2/4	TB	0	0	0	0	20	14:30	-	-	0	2	0	-1	
54/53	2/6	CBJ	0	0	0	0	24	18:04	-	-	0	3	0	1	
55/54	2/8	DET	0	0	0	0	21	18:28	-	-	0	4	0	E	
56/55	2/11	SJ	0	0	0	0	27	21:36	-	-	1	1	1	-1	
57/56	2/14	@ TOR	0	0	0	0	24	19:35	-	-	2	2	0	1	
58/57	2/16	NYI	0	0	0	0	25	20:08	-	-	3	0	0	E	
59/58	2/19	MTL	0	0	0	0	23	19:03	-	-	0	1	2	E	
60/59	2/21	@ PHI	0	0	0	0	25	20:12	-	-	1	2	0	-1	
61/60	2/22	@ WSH	0	0	0	0	21	17:00	-	-	1	2	1	-1	
62/61	2/25	NYI	0	0	0	0	22	16:12	-	-	2	2	1	E	
63/62	2/27	@ CHI	0	0	0	2	27	19:51	-	-	0	1	0	1	
64/63	3/1	@ DAL	0	0	0	0	23	17:08	-	-	0	0	1	2	
65/64	3/3	@ TB	0	0	0	0	23	19:05	-	-	0	0	0	1	
66/65	3/5	@ FLA	0	0	0	0	24	18:49	-	-	1	0	-	E	
67/66	3/8	@ WSH	0	0	0	0	32	17:54	-	-	0	3	0	E	
68/67	3/10	FLA	0	0	0	0	21	17:21	-	-	2	0	1	E	
69/68	3/12	@ CBJ	0	0	0	0	25	19:31	-	-	0	0	1	2	
70/69	3/14	OTT	0	0	0	0	25	22:21	-	-	0	3	1	2	
71/70	3/15	BOS	0	0	0	0	22	17:27	-	-	0	1	0	1	
72/71	3/17	ATL	0	0	0	0	24	18:37	-	-	0	1	0	-1	
73/72	3/20	LA	0	0	0	0	25	19:44	-	-	0	2	0	1	
74/73	3/22	PHI	0	0	0	0	22	16:14	-	-	1	4	3	E	
75/74	3/25	CAL	0	1	1	0	25	21:51	-	-	1	0	1	1	
76/75	3/28	NYR	0	1	1	0	21	18:31	-	-	0	4	0	E	
77/76	4/1	NJ	0	0	0	0	24	20:47	-	-	2	0	2	4	CAREER HIGH +4
78/77	4/4	@ CAR	0	1	1	0	25	18:15	-	-	0	1	1	1	
79/78	4/5	@ FLA	0	0	0	2	24	17:56	-	-	1	1	0	-2	
80/79	4/7	@ TB	0	0	0	0	28	19:21	-	-	0	3	1	-1	
81/80	4/9	NYI	0	1	1	2	24	20:30	-	-	1	2	0	3	
82/81	4/11	@ MTL	0	0	0	0	24	17:16	-	-	0	3	1	1	300TH GAME
Second- Half Totals			0	7	7	12	925	18:19	-	-	26	62	24	19	
Final Totals			1	15	16	18	1863	19:08	-	-	51	164	61	23	

JORDAN STAAL • 11

**Position:** C**Ht:** 6-4**DOB:** 9/10/88**Acquired:** Drafted by Penguins in the first round (2nd overall) of the 2006 Entry Draft.**Shoots:** Left**Wt:** 220**Birthplace:** Thunder Bay, ON

2008-09: 20-year-old enjoyed his best season as a pro, setting new single-season career highs in points (49) and assists (27) while adding 22 goals ... Ended season by setting a new career high scoring streak with points in his final six games, tallying eight points (2+6) from April 1 to April 11 ... Durable center has played in 220 consecutive games - fifth most in team history, (245 straight including playoffs) ... Became the youngest player in NHL history to play in his 200th game Dec. 30 vs. Boston at 20 years, 111 days (Patrick Marleau - 20 years, 115 days) ... Key member of team's penalty kill unit, pacing Penguin forwards (and second most on team) with 3:31 shorthanded minutes per game ... Posted his second career hat trick and set a new single-game high in points (4) with three goals and an assist Nov. 11 at Detroit in a rematch of last season's Stanley Cup Final - scored all three goals in the third period, including game-tying goal with 22.8 seconds left in regulation, and then assisted on Ruslan Fedotenko's game-winning overtime goal ... Tallied his 100th career point (assist) Feb. 11 vs. San Jose ... Scored his 50th career goal Dec. 6 at Ottawa ... Notched his 50th career assist March 15 vs. Boston ... Recorded his first two-assist game Dec. 11 vs. NY Islanders ... Signed a four-year contract extension Jan. 8.

NHL CAREER: Strong two-way centerman posted 119 points (63+56) while playing in 245 of 246 possible games during his three-year career in Pittsburgh ... Finished 2007-08 regular season with 28 points (12+16) ... Chipped in six goals during playoffs, including game-winner in Game 2 of conference semifinals against NY Rangers ... Scored two goals in third period of Game 4 of conference finals at Philadelphia ... Had a goal in three of the final four games of Philadelphia series ... Ranked fourth on team with 45 hits in playoffs ... Was finalist for Calder Trophy as Rookie of the Year and named to NHL All-Rookie Team as 18-year-old in 2006-07 ... Made NHL debut shortly after 18th birthday ... Ranked second among NHL rookies with 29 goals, trailing only teammate Malkin (33) ... Posted 42 points

(29+13) in 81 games ... Scored one more goal in rookie NHL season than he had in final year of junior hockey ... Set an NHL rookie record and led the league with seven shorthanded goals ... Ranked first on team with plus-16 rating ... Became youngest player in NHL history to score two shorthanded goals in a game and youngest to score on a penalty shot Oct. 21 vs. Columbus ... First player since 1982 to score his first three NHL goals shorthanded ... Became youngest player in NHL history (18 years, 153 days) to record a hat trick when he scored three goals, including the game-winning overtime goal, Feb. 10 vs. Toronto ... Scored 20th goal Feb. 8 vs. Philadelphia and was third-youngest player in NHL history to reach 20-goal mark, trailing only Ted Lindsay and Sidney Crosby.

INTERNATIONAL: Won gold medal with Team Canada at 2007 World Championships, chipping in two assists in nine games ... Was eligible to play for Canada at World Junior Championships in 2007 and 2008 but already had made NHL.

JUNIOR: Played two seasons for Peterborough Petes of Ontario Hockey League from 2004-06 ... Had 68 points (28+40) in 68 games as 17-year-old in 2005-06 ... Selected to play in OHL All-Star Game and had two assists ... Career totals of 96 points (37+59) in 134 games at Peterborough.

PERSONAL: Nickname - "Staalsy" and "Gronk" ... Turned 20 on Sept. 10 ... Member of hockey's first family with brothers Eric (Carolina) and Marc (NY Rangers) in NHL and Jared drafted in 2008 by Phoenix ... Lists the Bell Centre as favorite road arena and Vancouver as favorite road city ... Other favorites include: vacation spot - Wisconsin Dells; food - Pierogies; restaurant - The Keg; Band - Little Big Town; movie - Anchorman; sport other than hockey - golf ... Would like to meet Bobby Orr ... Most memorable hockey moment was playing in the 2008 Stanley Cup Final ... Signed through 2012-13.

CAREER VS. NHL

	GP	G	A	PTS	PIM
ANA	3	0	1	1	0
ATL	12	5	1	6	2
BOS	12	2	6	8	10
BUF	12	3	4	7	0
CGY	2	0	0	0	2
CAR	12	0	4	4	10
CHI	2	1	1	2	0
COL	2	1	0	1	2
CBJ	3	2	0	2	0
DAL	3	2	1	3	4
DET	3	3	1	4	0
EDM	2	0	0	0	0
FLA	11	2	3	5	4
LAK	3	2	0	2	2
MIN	2	0	1	1	5
MON	12	1	2	3	2
NSH	2	2	0	2	0
NJD	22	6	2	8	8
NYI	22	4	6	10	6
NYR	22	6	3	9	14
OTT	12	2	7	9	2
PHI	22	6	3	9	6
PHX	3	0	1	1	6
PIT	-	-	-	-	-
SJS	4	0	1	1	4
STL	2	1	0	1	0
TBL	12	4	4	8	2
TOR	12	5	3	8	10
VAN	2	0	0	0	0
WSH	12	3	1	4	15
Totals	245	63	56	119	116

CAREER HIGHS

Goals: 3 (2 times), 11/11/08 at DET**Assists:** 2 (2 times), 4/7/09 at TB**Points:** 4 (1 time), 11/11/08 at DET (3G-1A)**SOG:** 8 (1 time), 3/10/09 vs. FLA**PIM:** 6 (1 time), 2/14/08 at CAR**Hat Tricks:** 2, 11/11/08 at DET (3G)



CAREER STATISTICS

YEAR	TEAM	LEAGUE	REGULAR SEASON										PLAYOFFS				
			GP	G	A	PTS	PIM	+/-	PP	SH	GW	S	GP	G	A	PTS	PIM
2004-05	Peterborough	OHL	66	9	19	28	29	1	0	0	--	--	14	5	5	10	16
2005-06	Peterborough	OHL	68	28	40	68	69	16	11	2	--	--	19	10	6	16	16
2006-07	PITTSBURGH	NHL	81	29	13	42	24	16	4	7	4	131	5	3	0	3	2
	Canada	WC	9	0	2	2	0	4	0	0	0	7	--	--	--	--	--
2007-08	PITTSBURGH	NHL	82	12	16	28	55	-5	3	0	4	182	20	6	1	7	14
2008-09	PITTSBURGH	NHL	82	22	27	49	37	5	2	1	3	166	--	--	--	--	--
PIT/NHL TOTALS			245	63	56	119	116	16	9	8	11	480	25	9	1	10	16

11 JORDAN STAAL • C

GAME # TEAM/ PLAYER	DATE	OPP.	G	A	P	PIM	SHIFTS	TOI	F/O WON	F/O LOST	SHOTS	B/S	Hits	+/-	REMARKS
1/1	10/4	@ OTT	0	1	1	0	29	23:21	3	6	4	1	0	1	
2/2	10/5	OTT	0	0	0	0	25	17:33	2	8	5	1	2	E	
3/3	10/11	NJ	0	1	PP	1	0	21:59	3	0	0	0	1	-2	
4/4	10/14	PHI	0	0	0	0	27	20:55	3	5	0	0	2	E	
5/5	10/16	WSH	0	0	0	0	25	22:45	2	3	1	0	1	-1	
6/6	10/18	TOR	0	0	0	0	24	21:10	7	5	3	2	1	E	
7/7	10/20	@ BOS	0	0	0	4	25	18:47	7	8	2	1	2	E	
8/8	10/23	CAR	0	1	1	0	25	19:34	12	6	3	0	0	1	
9/9	10/25	@ NYR	0	0	0	2	21	19:31	6	6	0	1	2	1	
10/10	10/28	@ SJ	0	0	0	0	24	20:33	4	6	0	1	1	E	
11/11	10/30	@ PHX	0	0	0	2	23	18:51	5	6	0	2	1	-1	
12/12	11/1	@ STL	1	0	1	0	26	16:54	10	7	1	0	0	3	
13/13	11/6	EDM	0	0	0	0	25	19:38	8	5	1	0	1	-2	
14/14	11/8	@ NYI	1	0	1	0	24	20:07	11	10	3	0	1	E	
15/15	11/11	@ DET	3	1	4	0	29	19:47	4	7	5	0	1	4	CAREER HIGH 4 POINTS
16/16	11/13	PHI	0	0	0	0	25	20:30	4	6	2	0	2	E	
17/17	11/15	BUF	2	0	2	0	27	21:52	6	8	3	0	2	2	GWG
18/18	11/18	MIN	0	1	1	5	24	21:14	7	5	5	0	4	E	
19/19	11/20	@ ATL	0	0	0	0	23	18:13	6	6	0	1	0	E	
20/20	11/22	VAN	0	0	0	0	26	20:50	9	6	1	0	1	-1	
21/21	11/26	@ NYI	0	0	0	0	25	18:39	8	11	1	0	2	E	
22/22	11/28	@ BUF	0	0	0	0	27	19:50	6	7	3	0	1	E	
23/23	11/29	NJ	0	0	0	0	26	20:41	8	9	3	1	3	E	
24/24	12/3	@ NYR	1	0	1	0	29	20:41	9	10	4	0	2	E	
25/25	12/4	@ CAR	0	0	0	0	28	21:51	7	11	2	0	1	E	
26/26	12/6	@ OTT	1	1PP	1	2	2	20:11	9	12	2	0	0	-2	50TH NHL Goal
27/27	12/8	BUF	0	0	0	0	27	25:38	4	9	0	0	2	-1	
28/28	12/10	@ NJ	0	0	0	0	21	20:30	11	10	3	0	0	-1	
29/29	12/11	NYI	0	2	1PP	2	0	20:25	8	7	0	0	1	1	
30/30	12/13	PHI	1	0	1	0	26	21:20	6	8	3	1	0	E	
31/31	12/18	@ ATL	1	PP	1	2	0	21:15	13	9	2	0	2	2	
32/32	12/20	TOR	0	0	0	2	25	19:48	7	8	0	1	5	-2	
33/33	12/22	@ BUF	0	1	PP	1	0	16:40	4	10	2	1	1	-2	
34/34	12/23	TB	0	0	0	0	24	21:55	6	10	1	0	4	-1	
35/35	12/26	NJ	0	0	0	0	24	21:09	8	10	1	2	3	E	
36/36	12/27	MTL	0	0	0	0	24	19:46	6	10	0	0	3	-1	
37/37	12/30	BOS	0	0	0	0	27	23:18	7	15	3	1	5	E	200TH NHL Game
38/38	1/1	@ BOS	0	0	0	0	20	19:16	6	5	1	1	1	-1	
39/39	1/3	FLA	0	0	0	0	23	17:30	9	5	2	0	1	-1	
40/40	1/5	@ NYR	0	0	0	2	22	21:01	6	9	0	1	1	-1	
41/41	1/6	ATL	0	0	0	0	22	20:50	5	4	2	3	0	E	
Half- Season Totals			11	10	21	19	1030	20:24	272	308	74	22	63	-5	


11 JORDAN STAAL • C

GAME # TEAM/ PLAYER	DATE	OPP.	G	A	P	PIM	SHIFTS	TOI	F/O WON	F/O LOST	SHOTS	B/S	Hits	+/-	REMARKS
42/42	1/8	@ NSH	1	0	1	0	29	22:11	3	4	4	0	2	1	
43/43	1/10	@ COL	1	SH 0	1	0	28	20:33	7	9	3	0	2	E	
44/44	1/13	@ PHI	1	0	1	0	20	21:18	14	9	3	2	0	1	GWG
45/45	1/14	WSH	0	0	0	0	25	20:51	10	9	1	2	3	-2	
46/46	1/16	ANA	0	1	1	0	22	18:57	6	7	0	2	2	1	
47/47	1/18	NYR	0	1	PP 1	0	25	20:03	9	7	2	0	3	1	
48/48	1/20	CAR	0	0	0	0	27	20:15	6	7	2	0	1	E	
49/49	1/28	NYR	1	1	2	0	26	19:48	7	7	2	2	1	2	
50/50	1/30	NJ	0	0	0	0	28	21:47	6	8	1	0	3	-2	
51/51	1/31	@ TOR	0	0	0	2	23	18:41	4	5	0	0	3	-1	
52/52	2/3	@ MTL	0	0	0	0	25	19:21	4	11	3	0	4	-2	
53/53	2/4	TB	0	1	1	0	26	20:22	10	8	2	0	5	1	
54/54	2/6	CBJ	0	0	0	0	23	17:22	9	4	4	0	4	E	
55/55	2/8	DET	0	0	0	0	22	18:47	4	6	1	0	3	-1	
56/56	2/11	SJ	0	1	1	2	26	19:50	10	3	2	1	5	1	100TH NHL POINT
57/57	2/14	@ TOR	0	1	SH 1	2	25	17:44	6	6	0	0	1	-2	
58/58	2/16	NYI	0	0	0	0	27	17:48	10	5	4	2	2	-1	
59/59	2/19	MTL	0	1	1	0	24	16:02	6	13	1	0	2	-1	
60/60	2/21	@ PHI	0	0	0	2	26	21:17	7	9	2	2	2	-1	
61/61	2/22	@ WSH	0	0	0	2	22	18:12	6	5	3	1	5	-1	
62/62	2/25	NYI	0	0	0	0	21	21:31	10	3	2	1	3	E	200TH CONSECUTIVE GAME
63/63	2/27	@ CHI	1	1	2	0	33	21:44	10	11	4	1	1	3	
64/64	3/1	@ DAL	1	0	1	2	25	20:08	9	11	3	0	1	1	
65/65	3/3	@ TB	0	0	0	0	23	19:52	7	11	3	0	3	1	
66/66	3/5	@ FLA	0	1	1	0	23	18:06	6	10	4	0	0	1	
67/67	3/8	@ WSH	0	0	0	0	22	18:18	5	12	2	1	3	E	
68/68	3/10	FLA	1	0	1	0	26	20:40	10	7	8	1	2	E	
69/69	3/12	@ CBJ	0	0	0	0	28	20:47	9	10	4	2	1	-2	
70/70	3/14	OTT	0	1	1	0	26	24:21	6	13	1	1	3	E	
71/71	3/15	BOS	1	1	2	0	22	18:04	8	5	1	2	2	1	50TH NHL ASSIST
72/72	3/17	ATL	1	0	1	0	22	17:33	7	9	3	1	1	1	GWG
73/73	3/20	LA	0	0	0	2	22	13:44	3	9	0	0	1	1	
74/74	3/22	PHI	0	0	0	2	21	15:57	9	6	2	0	1	E	
75/75	3/25	CAL	0	0	0	0	22	19:29	10	9	2	2	4	E	
76/76	3/28	NYR	0	0	0	0	25	18:40	6	13	1	2	2	E	
77/77	4/1	NJ	1	0	1	0	21	15:48	6	7	1	1	2	1	
78/78	4/4	@ CAR	0	1	1	0	24	17:14	4	12	0	0	4	2	
79/79	4/5	@ FLA	0	1	1	2	24	19:25	7	6	6	2	2	1	
80/80	4/7	@ TB	1	2	3	0	25	19:43	6	10	3	1	1	3	
81/81	4/9	NYI	0	1	1	0	22	22:58	5	11	1	1	1	1	
82/82	4/11	@ MTL	0	1	SH 1	0	19	15:55	8	5	1	0	2	1	
Second- Half Totals			11	17	28	18	995	19:18	295	332	92	33	93	10	
Final Totals			22	27	49	37	2025	19:51	567	640	166	55	156	5	

PETR SYKORA • 17



Position: RW **Shoots:** Left
Ht: 6-0 **Wt:** 190
DOB: 11/19/76 **Birthplace:** Plzen, Czech Republic
Acquired: Signed as a free agent on July 2, 2007.



2008-09: Veteran sniper finished season with 25 goals, 46 points and 13 power-play goals ... Clutch scorer notched the second-most game-winning goals in the NHL with 10 and tied for second most in franchise history in a single season ... Netted his 300th career goal with a winning tally April 7 at Tampa Bay ... Broke the 20-goal mark for the 10th straight season and eclipsed 40 points for the 10th time in his career ... His 25 goals were third-most on the team behind Evgeni Malkin and Sidney Crosby ... Has 41 career two-goal games and recorded his first hat trick Dec. 11 vs. New York Islanders - added an assist to go with his three goals to tie a career single-game high with four points ... Scored his 99th and 100th career power-play goals Dec. 4 at Carolina, and 50th career game-winning goal Feb. 25 vs. NY Islanders ... Tallied his 650th point Dec. 13 at Philadelphia ... Appeared in 900th game Feb. 16 at NY Islanders ... Posted 100th point as a Penguin with an assist Jan. 30 at New Jersey.

NHL CAREER: Talented winger has scored 300 goals while adding 374 assists for 674 points in 921 career NHL games over his 13-year career with stops in New Jersey, Anaheim, NY Rangers, Edmonton and Pittsburgh ... Posted 20-plus goals in each of the past 10 seasons ... Topped 50 points seven times in his career ... Won Stanley Cup with New Jersey in 1999-2000 and reached Finals three other times – New Jersey 2001-02, Anaheim 2002-03 and Pittsburgh 2007-08 ... In Penguins' Cup run, posted six goals, nine points in 20 playoff games ... Scored dramatic triple-overtime game-winner in Game 5 of Cup Final at Detroit ... Scored a goal in Game 1 of first three playoff rounds ... Made NHL debut with New Jersey in 1995-96 and played first seven seasons with

Devils ... Appeared in first NHL game at age of 18 years, 11 months, nine days ... Named to NHL All-Rookie Team in 1995-96 ... Set career highs of 35 goals, 81 points with New Jersey in 2000-01.

INTERNATIONAL: Represented the Czech Republic at 2004 Olympics, scoring one goal in four games ... Also played for Czech Republic in three World Championships (1998, 1999, 2005), two World Cups (1997 and 2005), and two World Junior Championships (1994, 1995) ... Scored six goals in seven games for Czechs at 1994 World Juniors ... Played for Magnitogorsk of Russian league during NHL lockout in 2004-05 and was teammate of Evgeni Malkin and Sergei Gonchar.

PERSONAL: Nicknamed "Sykkie" ... Lists the Bell Centre in Montreal as favorite road arena and New York as favorite road city ... Other favorites include: food – his wife's cooking; band – Metallica; vacation spot – Hawaii; sport other than hockey – soccer ... Winning the Stanley Cup in 2000 with the New Jersey Devils is his most memorable hockey moment ... Played pro with Cleveland and Detroit of IHL before being drafted by New Jersey in 1995 ... He and his wife, Renata, have a son, Nicholas ... Signed through 2008-09.

CAREER VS. NHL

	GP	G	A	PTS	PIM
ANA	17	4	8	12	8
ATL	27	7	10	17	14
BOS	37	10	18	28	18
BUF	32	12	13	25	22
CGY	27	13	12	25	14
CAR	38	17	15	32	8
CHI	24	8	11	19	6
COL	33	14	15	29	18
CBJ	19	5	4	9	6
DAL	31	9	17	26	10
DET	24	6	6	12	8
EDM	19	9	8	17	0
FLA	32	10	8	18	6
LAK	30	3	9	12	16
MIN	22	5	6	11	2
MON	36	17	11	28	14
NSH	21	8	8	16	10
NJD	19	5	11	16	16
NYI	50	20	25	45	31
NYR	45	11	18	29	18
OTT	37	14	13	27	24
PHI	52	11	27	38	20
PHX	32	14	12	26	16
PIT	28	10	12	22	4
SJS	33	11	10	21	18
STL	24	2	10	12	16
TBL	37	17	21	38	20
TOR	32	14	12	26	16
VAN	26	7	9	16	10
WSH	37	7	15	22	18
Totals	921	300	374	674	407

CAREER HIGHS

Goals: 3 (1 time), 12/11/08 vs. NYI

Assists: 3 (10 times), 1/10/08 vs. TB

Points: 4 (6 times), 12/11/08 vs. NYI (3G-1A)

SOG: 11 (1 time), 3/7/03 vs. EDM

PIM: 6 (2 times), 10/30/05 vs. PHX



CAREER STATISTICS

YEAR	TEAM	LEAGUE	REGULAR SEASON										PLAYOFFS					
			GP	G	A	PTS	PIM	+/-	PP	SH	GW	S	GP	G	A	PTS	PIM	
1991-92	Plzen Jr.	Czech-Jr.	30	50	50	100	--	--	--	--	--	--	--	--	--	--	--	--
1992-93	Plzen	Czech	19	12	5	17	--	--	--	--	--	--	--	--	--	--	--	--
1993-94	Plzen	Czech	37	10	16	26	--	--	--	--	--	--	4	0	1	1	--	
	Czech Rep.	WJC	7	6	2	8	6	--	--	--	--	--	--	--	--	--	--	--
	Cleveland	IHL	13	4	5	9	8	--	--	--	--	--	--	--	--	--	--	--
1994-95	Detroit	IHL	29	12	17	29	16	--	--	--	--	--	--	--	--	--	--	--
	Czech Rep.	WJC	3	0	0	0	0	--	--	--	--	--	--	--	--	--	--	--
1995-96	New Jersey	NHL	63	18	24	42	32	7	8	0	3	128	--	--	--	--	--	--
1995-96	Albany	AHL	5	4	1	5	0	--	--	--	--	--	--	--	--	--	--	--
1996-97	New Jersey	NHL	19	1	2	3	4	-8	0	0	0	26	2	0	0	0	0	2
	Albany	AHL	43	20	25	45	48	--	--	--	--	--	4	1	4	5	2	
	Czech Rep.	WCup	2	0	1	1	0	--	--	--	--	--	--	--	--	--	--	--
1997-98	New Jersey	NHL	58	16	20	36	22	0	3	1	4	130	2	0	0	0	0	
	Czech Rep.	WC	6	0	2	2	2	--	--	--	--	--	--	--	--	--	--	--
1998-99	New Jersey	NHL	80	29	43	72	22	16	15	0	7	222	7	3	3	6	4	
	Czech Rep.	WC	8	1	5	6	14	--	--	--	--	--	--	--	--	--	--	--
1999-00	New Jersey	NHL	79	25	43	68	26	24	5	1	4	222	23	9	8	17	10	
2000-01	New Jersey	NHL	73	35	46	81	32	36	9	2	3	249	25	10	12	22	12	
2001-02	New Jersey	NHL	73	21	27	48	44	12	4	0	4	194	4	0	1	1	0	
	Czech Rep.	Oly	4	1	0	1	--	--	--	--	--	--	--	--	--	--	--	--
2002-03	Anaheim	NHL	82	34	25	59	24	-7	15	1	5	299	21	4	9	13	12	
2003-04	Anaheim	NHL	81	23	29	52	34	-9	6	0	2	277	--	--	--	--	--	
2004-05	Czech. Rep.	WCup	3	0	1	1	2	-1	--	--	--	--	--	--	--	--	--	--
	Magnitogorsk	RUS	45	18	13	31	46	--	--	--	--	--	5	2	3	5	8	
	Czech Rep.	WC	9	2	1	3	4	--	--	--	--	--	--	--	--	--	--	--
2005-06	Anaheim	NHL	34	7	13	20	28	1	1	0	0	118	--	--	--	--	--	
	NY Rangers	NHL	40	16	15	31	22	5	7	0	0	112	4	0	0	0	0	
2006-07	Edmonton	NHL	82	22	31	53	40	-20	6	0	6	206	--	--	--	--	--	
2007-08	PITTSBURGH	NHL	81	28	35	63	41	1	15	0	4	200	20	6	3	9	16	
2008-09	PITTSBURGH	NHL	76	25	21	46	36	3	13	0	10	180	--	--	--	--	--	
NHL TOTALS			921	300	374	674	407	61	107	5	52	2,564	108	32	36	68	56	
PITTSBURGH TOTALS			157	53	56	109	77	4	28	0	14	380	20	6	3	9	16	


17 PETR SYKORA • RW

GAME # TEAM/ PLAYER	DATE	OPP.	G	A	P	PIM	SHIFTS	TOI	F/O WON	F/O LOST	SHOTS	B/S	Hits	+/-	REMARKS	
1/	10/4	@ OTT	-	-	-	-	-	-	-	-	-	-	-	-	INJ	
2/	10/5	OTT	-	-	-	-	-	-	-	-	-	-	-	-	INJ	
3/	10/11	NJ	-	-	-	-	-	-	-	-	-	-	-	-	INJ	
4/1	10/14	PHI	0	0	0	0	18	17:41	0	0	2	0	0	0	E	
5/2	10/16	WSH	0	1	PP	1	0	20	17:05	-	-	0	1	0	-1	
6/3	10/18	TOR	1	PP	0	1	0	15	13:44	-	-	3	1	1	E	
7/4	10/20	@ BOS	0	0	0	0	0	17	14:22	-	-	3	1	0	E	
8/5	10/23	CAR	0	1	1	0	0	21	16:49	-	-	1	0	0	1	
9/6	10/25	@ NYR	0	0	0	0	0	13	12:39	-	-	1	1	0	E	
10/7	10/28	@ SJ	0	0	0	0	0	13	10:44	-	-	0	0	0	-1	
11/8	10/30	@ PHX	0	0	0	0	0	20	16:43	1	0	0	0	0	-1	
12/9	11/1	@ STL	0	1	PP	1	2	19	14:40	-	-	1	1	1	-2	
13/10	11/6	EDM	2	1PP	0	2	0	21	15:11	-	-	3	1	0	-1	GWG
14/11	11/8	@ NYI	0	0	0	2	0	19	16:34	-	-	0	0	0	E	GW-SO
15/12	11/11	@ DET	0	1	1	0	0	21	16:25	-	-	4	0	0	1	
16/13	11/13	PHI	0	2	1PP	2	0	16	16:12	-	-	1	0	3	-1	
17/14	11/15	BUF	0	2	2	0	0	16	12:48	-	-	1	0	0	2	
18/15	11/18	MIN	0	0	0	0	0	18	14:56	-	-	3	0	0	E	
19/16	11/20	@ ATL	1	PP	0	1	0	15	13:48	0	3	7	0	0	E	GWG
20/17	11/22	VAN	0	0	0	0	0	15	13:37	-	-	2	1	2	E	
21/18	11/26	@ NYI	0	0	0	0	0	22	15:48	-	-	1	0	0	3	
22/19	11/28	@ BUF	0	0	0	0	0	20	16:23	-	-	1	0	0	1	
23/20	11/29	NJ	1	PP	0	1	2	17	14:45	1	0	5	0	0	-1	
24/21	12/3	@ NYR	0	0	0	0	0	26	16:33	-	-	1	0	0	E	
25/22	12/4	@ CAR	2	2PP	0	2	0	21	14:27	1	0	2	0	0	1	100th power-play goal /GWG
26/23	12/6	@ OTT	0	0	0	0	0	22	22:27	-	-	3	1	0	E	
27/24	12/8	BUF	0	2	2	0	0	22	19:39	-	-	0	0	0	2	
28/25	12/10	@ NJ	0	0	0	0	0	18	15:14	-	-	2	0	0	-1	
29/26	12/11	NYI	3	2PP	1	4	0	22	15:35	-	-	5	0	0	2	1st career hat trick / GWG
30/27	12/13	PHI	0	2	1PP	2	0	20	15:05	-	-	1	1	0	1	650TH CAREER POINT
31/28	12/18	@ ATL	0	2	2	0	0	21	15:35	-	-	4	0	0	2	
32/29	12/20	TOR	2	1PP	0	2	2	20	19:08	-	-	7	0	0	-1	
33/30	12/22	@ BUF	0	0	0	0	0	24	16:47	-	-	2	0	0	1	
34/31	12/23	TB	0	0	0	0	0	19	14:48	-	-	2	0	0	E	
35/32	12/26	NJ	0	1	1	2	0	21	18:18	-	-	1	0	0	1	
36/33	12/27	MTL	0	0	0	0	0	20	20:50	-	-	4	0	0	-1	
37/34	12/30	BOS	1	0	1	4	0	18	12:55	-	-	4	1	0	E	
38/35	1/1	@ BOS	0	0	0	0	0	20	20:38	-	-	4	0	0	-2	
39/36	1/3	FLA	0	0	0	0	0	19	14:23	-	-	3	0	0	-1	
40/37	1/5	@ NYR	0	0	0	0	0	14	10:28	-	-	1	0	1	E	
41/38	1/6	ATL	2	1PP	0	2	0	21	17:14	-	-	7	0	0	1	GWG
Half- Season Totals			15	16	31	14	724	15:49	3	3	92	10	8	5		

17 PETR SYKORA • RW

GAME # TEAM/ PLAYER	DATE	OPP.	G	A	P	PIM	SHIFTS	TOI	F/O WON	F/O LOST	SHOTS	B/S	Hits	+/-	REMARKS	
42/39	1/8	@ NSH	1	0	1	0	21	16:23	-	-	3	1	0	-1		
43/40	1/10	@ COL	0	0	0	0	24	19:17	-	-	2	0	0	-1		
44/41	1/13	@ PHI	0	0	0	0	25	20:48	-	-	3	1	0	E		
45/42	1/14	WSH	0	0	0	2	20	17:13	-	-	2	0	0	-1		
46/43	1/16	ANA	0	0	0	0	22	19:54	-	-	0	0	0	2		
47/44	1/18	NYR	1	PP	1	2	0	18	12:24	1	1	2	0	0	1	
48/45	1/20	CAR	0	0	0	2	20	18:13	-	-	5	1	0	-1		
49/46	1/28	NYR	2	1PP	0	2	0	21	18:09	-	-	4	0	0	2	
50/47	1/30	NJ	0	1	1	4	23	16:06	-	-	0	0	1	E		
51/48	1/31	@ TOR	0	0	0	0	20	15:45	-	-	1	0	1	-2		
52/49	2/3	@ MTL	0	0	0	0	22	18:57	-	-	2	0	0	-2		
53/50	2/4	TB	1	PP	1	2	0	23	20:00	-	-	4	0	0	E	
54/51	2/6	CBJ	1	0	1	0	20	16:26	-	-	2	1	0	1	GWG	
55/52	2/8	DET	0	0	0	2	21	17:35	-	-	2	0	0	E		
56/53	2/11	SJ	0	0	0	0	22	18:25	-	-	2	0	0	-1		
57/54	2/14	@ TOR	0	0	0	0	22	15:29	0	1	0	0	0	1		
58/55	2/16	NYI	0	0	0	0	22	21:46	-	-	3	0	0	1	900TH NHL GAME	
59/56	2/19	MTL	1	0	1	2	18	17:51	-	-	2	0	0	2		
60/57	2/21	@ PHI	0	1	PP	1	0	16	14:22	-	-	3	0	0	-3	
61/58	2/22	@ WSH	0	0	0	0	15	16:33	0	1	5	0	0	E		
62/59	2/25	NYI	1	0	1	0	17	18:23	-	-	4	0	0	1	50TH CAREER GWG	
63/60	2/27	@ CHI	0	0	0	0	22	19:18	-	-	2	0	1	E		
64/61	3/1	@ DAL	0	0	0	2	18	17:39	-	-	0	1	1	E		
65/62	3/3	@ TB	0	1	PP	1	0	18	18:35	-	-	3	0	0	E	
66/63	3/5	@ FLA	0	0	0	2	19	16:32	-	-	5	0	0	1		
67/	3/8	@ WSH	-	-	-	-	-	-	-	-	-	-	-	-	INJ	
68/	3/10	FLA	-	-	-	-	-	-	-	-	-	-	-	-	INJ	
69/	3/12	@ CBJ	-	-	-	-	-	-	-	-	-	-	-	-	INJ	
70/64	3/14	OTT	0	0	0	0	19	15:45	-	-	2	0	0	E		
71/65	3/15	BOS	1	0	1	2	24	15:48	-	-	5	0	0	1	GWG	
72/66	3/17	ATL	0	0	0	0	17	12:33	-	-	1	1	1	E		
73/67	3/20	LA	0	0	0	2	20	16:48	-	-	1	0	0	E		
74/68	3/22	PHI	0	0	0	0	17	13:33	-	-	2	0	0	E		
75/69	3/25	CAL	0	0	0	0	15	12:51	-	-	2	0	1	E		
76/70	3/28	NYR	0	0	0	0	20	16:35	-	-	1	0	0	-1		
77/71	4/1	NJ	0	0	0	0	19	18:20	-	-	4	1	0	E		
78/72	4/4	@ CAR	0	0	0	0	20	16:09	-	-	3	0	0	-1		
79/73	4/5	@ FLA	0	0	0	0	15	14:50	-	-	3	1	0	-1		
80/74	4/7	@ TB	1	0	1	2	19	13:51	0	1	2	2	0	-1	300TH CAREER GOAL, GWG	
81/75	4/9	NYI	0	0	0	0	16	14:12	-	-	0	0	0	1		
82/76	4/11	@ MTL	0	0	0	0	15	14:04	-	-	1	0	0	E		
Second- Half Totals			10	5	15	22	745	15:01	1	4	88	10	6	-2		
Final Totals			25	21	46	36	1469	16:17	4	7	180	20	14	3		

MAX TALBOT • 25

**Position:** C**Ht:** 5-11**DOB:** 2/11/84**Acquired:** Drafted by Penguins in the eighth round (234th overall) of the 2002 Entry Draft.**Shoots:** Left**Wt:** 185**Birthplace:** Lemoyne, QC

2008-09: Topped the 20-point mark for third consecutive season with 22 (12+10) ... Scored his 10th career shorthanded goal and game-winner April 11 at Montreal ... Tallied two points (1+1) in his 200th career game in 7-6 overtime win Nov. 11 at Detroit ... Appeared in his 250th career game March 14 vs. Ottawa ... Signed a two-year contract extension Dec. 19.

NHL CAREER: High-energy forward compiled 80 points on 42 goals and 38 assists in 261 career games during his four-year career ... Posted career highs in assists (14), points (26) and plus-minus rating (plus-8) in 2007-08 despite missing 19 games with ankle injury ... Had career best four-game point streak (4+1) from Oct. 10-19 ... Had nine points (3+6) in 17 playoff games. ... Scored game-winning goal in Game 2 of conference finals vs. Philadelphia ... Scored late dramatic goal in Game 5 of Stanley Cup Final at Detroit, tying score, 3-3, with 34 seconds remaining; Penguins won in triple overtime ... Set career high with 13 goals in 2006-07 ... Made NHL debut Oct. 5, 2005 at New Jersey ... Scored first NHL goal Oct. 14, 2005 vs. Philadelphia.

INTERNATIONAL: Helped Canada to silver medal at 2004 World Junior Championships, contributing three assists in six games ... Was WJC teammate of Sidney Crosby and Marc-Andre Fleury.

JUNIOR: Scored 299 points in 249 career games in Quebec Major Junior Hockey League ... Scored 104 and 98 points in final two seasons with Hull/Gatineau ... Had 73 assists in 2003-04, ranking second in QMJHL to Sidney Crosby of Rimouski ... Scored 46 goals, 104 points in 69 games in 2002-03 ... Won Guy Lafleur Trophy as MVP of Quebec league playoffs in 2002-03 and 2003-04.

PERSONAL: Nickname – “Talbo” ... Lists the Bell Centre as his favorite road arena and Montreal as his favorite road city ... UCF Fighting and football are his favorite sports other than hockey ... Other favorites: vacation – Dominican Republic; food – fondue; restaurant – Bossa Nova; bands – Coldplay and Akon; movie – Gladiator and the Wedding Singer ... Wishes he could have met his grandfather ... His most memorable hockey moments include first NHL game and 2008 playoffs ... Signed through 2010-11.

CAREER VS. NHL

	GP	G	A	PTS	PIM
ANA	2	0	0	0	0
ATL	14	1	1	2	31
BOS	13	0	1	1	14
BUF	11	1	1	2	0
CGY	3	0	0	0	2
CAR	12	1	3	4	10
CHI	3	2	0	2	0
COL	3	1	0	1	0
CBJ	3	1	1	2	4
DAL	2	0	0	0	0
DET	3	1	1	2	0
EDM	3	2	0	2	0
FLA	12	0	2	2	14
LAK	3	0	0	0	0
MIN	3	0	0	0	0
MON	14	4	3	7	11
NSH	3	1	0	1	22
NJD	24	3	7	10	14
NYI	21	1	4	5	9
NYR	25	4	3	7	20
OTT	10	3	1	4	9
PHI	24	3	4	7	21
PHX	3	2	0	2	4
PIT	-	-	-	-	-
SJS	3	0	0	0	0
STL	3	1	0	1	2
TBL	14	2	3	5	20
TOR	11	4	1	5	11
VAN	3	0	0	0	6
WSH	13	4	2	6	4
Totals	261	42	38	80	228

CAREER HIGHS

Goals: 2 (2 times), 10/13/07 at TOR**Assists:** 2 (2 times), 1/29/08 at NJ**Points:** 2 (8 times), 3/28/09 vs. NYR (1G-1A)**SOG:** 5 (3 times), 11/6/08 vs. EDM**PIM:** 17 (1 time), 1/15/06 at NSH



CAREER STATISTICS

REGULAR SEASON

PLAYOFFS

YEAR	TEAM	LEAGUE	GP	G	A	PTS	PIM	+/-	PP	SH	GW	S	GP	G	A	PTS	PIM
2000-01	Rouyn	QMJHL	40	9	15	24	78	--	--	--	--	--	--	--	--	--	--
	Hull	QMJHL	24	6	7	13	60	--	--	--	--	--	--	--	--	--	--
2001-02	Hull	QMJHL	65	24	36	60	174	--	--	--	--	--	--	--	--	--	--
2002-03	Hull	QMJHL	69	46	58	104	130	--	--	--	--	--	20	14	30	44	33
2003-04	Gatineau	QMJHL	51	25	73	98	41	--	--	--	--	--	14	11	16	27	0
	Canada	WJC	6	0	3	3	2	2	--	--	--	--	--	--	--	--	--
2004-05	Wilkes-Barre	AHL	75	7	12	19	62	7	1	0	1	74	11	0	1	1	22
2005-06	PITTSBURGH	NHL	48	5	3	8	59	-12	0	2	1	45	--	--	--	--	--
2006-07	Wilkes-Barre	AHL	42	12	20	32	80	12	2	2	0	120	11	3	6	9	16
	PITTSBURGH	NHL	75	13	11	24	53	-2	0	4	4	88	5	0	1	1	7
2007-08	Wilkes-Barre	AHL	5	4	0	4	2	2	1	0	3	15	--	--	--	--	--
	PITTSBURGH	NHL	63	12	14	26	53	8	0	2	1	78	17	3	6	9	36
2008-09	PITTSBURGH	NHL	75	12	10	22	63	-9	0	2	1	102	--	--	--	--	--
PIT/NHL TOTALS			261	42	38	80	228	-15	0	10	7	315	22	3	7	10	43

25 MAX TALBOT • C

GAME # TEAM/ PLAYER	DATE	OPP.	G	A	P	PIM	SHIFTS	TOI	F/O WON	F/O LOST	SHOTS	B/S	Hits	+/-	REMARKS
1/1	10/4	@OTT	0	0	0	0	25	18:21	5	7	2	0	2	-1	
2/2	10/5	OTT	0	0	0	0	23	15:36	10	4	0	0	2	-1	
3/3	10/11	NJ	0	0	0	0	22	16:30	6	8	1	0	1	-2	
4/4	10/14	PHI	0	0	0	0	23	15:24	5	6	1	0	4	-1	
5/5	10/16	WSH	0	0	0	0	18	17:52	3	3	1	1	1	E	
6/6	10/18	TOR	0	0	0	0	17	17:38	5	3	1	2	1	E	
7/7	10/20	@BOS	0	0	0	0	21	15:59	12	2	1	1	3	E	
8/8	10/23	CAR	1	0	1	0	18	15:47	5	5	2	0	3	1	
9/9	10/25	@NYR	0	0	0	0	21	17:44	5	3	2	1	1	E	
10/	10/28	@SJ	-	-	-	-	-	-	-	-	-	-	-	-	DND
11/10	10/30	@PHX	0	0	0	0	19	14:19	3	0	1	0	3	-2	
12/11	11/1	@STL	1	0	1	2	23	18:35	1	2	2	0	0	3	
13/12	11/6	EDM	1	SH	0	1	0	25	20:14	3	0	5	0	2	2
14/13	11/8	@NYI	0	0	0	2	21	17:01	2	0	1	1	0	-1	
15/14	11/11	@DET	1	1	2	0	24	20:11	0	3	3	2	0	1	200TH GAME
16/15	11/13	PHI	0	1	1	2	23	15:27	-	-	2	1	1	E	
17/16	11/15	BUF	0	0	0	0	18	16:05	2	0	2	0	1	E	
18/17	11/18	MIN	0	0	0	0	19	17:42	0	2	1	0	0	E	
19/18	11/20	@ATL	0	0	0	0	17	13:14	1	5	1	1	0	E	
20/19	11/22	VAN	0	0	0	4	18	15:35	1	2	1	1	3	-2	
20/20	11/26	@NYI	0	0	0	0	4	02:23	2	0	0	0	0	-1	
22/21	11/28	@BUF	0	0	0	0	16	09:59	4	1	0	0	0	-1	
23/22	11/29	NJ	0	0	0	0	22	15:40	1	0	1	2	2	1	
24/23	12/3	@NYR	0	0	0	2	22	16:42	2	1	4	0	4	-1	
25/24	12/4	@CAR	0	0	0	2	20	12:53	7	3	1	0	4	-1	
26/25	12/6	@OTT	0	0	0	0	19	17:13	8	4	2	1	2	E	
27/26	12/8	BUF	0	0	0	0	18	12:15	7	2	1	0	2	-3	
28/27	12/10	@NJ	0	0	0	4	18	12:05	3	9	0	0	1	-1	
29/28	12/11	NYI	0	1	PP	1	0	11	07:20	1	3	1	1	1	E
30/	12/13	PHI	-	-	-	-	-	-	-	-	-	-	-	-	INJ
31/	12/18	@ATL	-	-	-	-	-	-	-	-	-	-	-	-	INJ
32/29	12/20	TOR	0	0	0	0	21	15:44	2	5	0	0	1	-1	
33/30	12/22	@BUF	0	0	0	0	21	14:25	4	3	0	0	1	-2	
34/31	12/23	TB	0	0	0	4	15	11:40	2	5	0	2	0	E	
35/32	12/26	NJ	0	0	0	0	21	16:09	1	0	3	0	1	E	
36/33	12/27	MTL	0	0	0	0	19	12:06	0	0	1	0	4	-1	
37/34	12/30	BOS	0	0	0	2	20	11:55	1	1	0	1	1	-1	
38/35	1/1	@BOS	0	0	0	4	16	09:23	2	0	0	2	0	1	
39/36	1/3	FLA	0	0	0	5	17	10:21	3	1	0	0	1	-1	
40/37	1/5	@NYR	0	0	0	2	18	13:47	3	3	1	0	2	E	
41/38	1/6	ATL	0	0	0	0	20	17:43	6	7	1	1	1	E	
Half- Season Totals			4	3	7	35	733	14:43	128	103	46	21	56	-15	

25 MAX TALBOT • C

GAME # TEAM/ PLAYER	DATE	OPP.	G	A	P	PIM	SHIFTS	TOI	F/O WON	F/O LOST	SHOTS	B/S	Hits	+/-	REMARKS
42/39	1/8	@ NSH	1	0	1	0	21	15:06	3	3	3	2	2	1	
43/40	1/10	@ COL	0	0	0	0	26	19:03	2	5	1	0	0	E	
44/41	1/13	@ PHI	0	1	1	0	21	15:58	3	7	0	0	3	E	
45/42	1/14	WSH	0	1	1	0	18	11:17	5	5	1	1	1	1	
46/	1/16	ANA	-	-	-	-	-	-	-	-	-	-	-	-	INJ
47/	1/18	NYR	-	-	-	-	-	-	-	-	-	-	-	-	INJ
48/	1/20	CAR	-	-	-	-	-	-	-	-	-	-	-	-	INJ
49/43	1/28	NYR	0	0	0	4	22	15:28	2	7	2	3	1	-1	
50/44	1/30	NJ	1	0	1	0	23	18:20	4	6	2	1	0	1	
51/45	1/31	@ TOR	0	1	1	0	17	14:19	4	4	0	0	2	2	
52/46	2/3	@ MTL	0	0	0	0	20	17:47	1	4	3	0	1	-1	
53/47	2/4	TB	0	0	0	0	21	14:24	2	2	3	2	2	-1	
54/48	2/6	CBJ	0	1	1	0	15	11:22	2	4	0	1	2	1	
55/49	2/8	DET	0	0	0	0	16	13:11	1	0	0	0	4	E	
56/50	2/11	SJ	0	0	0	0	18	13:06	6	2	1	0	3	E	
57/51	2/14	@ TOR	0	0	0	0	19	12:56	4	5	1	3	3	E	
58/52	2/16	NYI	0	0	0	0	12	08:31	1	1	0	0	1	-1	
59/53	2/19	MTL	1	0	1	2	15	12:27	2	5	2	0	3	E	
60/54	2/21	@ PHI	0	0	0	0	16	13:30	4	4	0	0	1	-1	
61/55	2/22	@ WSH	1	0	1	2	14	10:24	2	3	4	3	1	1	
62/56	2/25	NYI	0	0	0	0	19	15:33	7	5	1	1	3	E	
63/57	2/27	@ CHI	1	0	1	0	24	18:27	7	9	1	0	0	1	
64/58	3/1	@ DAL	0	0	0	0	20	15:09	12	4	0	1	1	E	
65/59	3/3	@ TB	0	1	1	0	20	16:21	7	9	1	1	0	E	
66/60	3/5	@ FLA	0	0	0	0	15	10:39	5	2	1	1	1	E	
67/61	3/8	@ WSH	0	0	0	0	17	12:14	5	4	2	0	2	E	
68/62	3/10	FLA	0	0	0	0	17	14:25	5	8	3	2	3	-1	
69/63	3/12	@ CBJ	1	0	1	2	16	11:52	4	5	4	2	3	1	
70/64	3/14	OTT	0	0	0	0	17	12:53	5	4	2	0	1	2	250TH NHL GAME
71/65	3/15	BOS	0	0	0	2	11	09:23	1	3	0	0	3	E	
72/66	3/17	ATL	0	0	0	12	16	10:34	7	3	0	0	1	-1	
73/67	3/20	LA	0	0	0	0	18	14:55	7	5	0	0	1	E	
74/68	3/22	PHI	0	0	0	0	15	12:14	3	4	4	0	1	E	
75/69	3/25	CAL	0	0	0	2	17	14:22	6	1	1	1	5	E	
76/70	3/28	NYR	1	1	2	0	18	11:43	4	3	2	0	1	E	
77/71	4/1	NJ	0	1	1	0	16	12:52	3	6	2	0	0	1	
78/72	4/4	@ CAR	0	0	0	0	15	10:26	1	3	2	0	0	E	
79/73	4/5	@ FLA	0	0	0	0	17	14:49	4	9	4	0	2	E	
80/74	4/7	@ TB	0	0	0	2	19	13:10	4	3	0	0	0	E	
81/	4/9	NYI	-	-	-	-	-	-	-	-	-	-	-	-	DND
82/75	4/11	@ MTL	1	SH	0	1	0	19	12:25	4	5	3	1	1	1
Second- Half Totals			8	7	15	28	660	13:33	149	162	56	26	59	6	GWG
Final Totals			12	10	22	63	1393	14:08	277	265	102	47	115	-9	

MICHAEL ZIGOMANIS • 15



Position: C
Ht: 6-1
DOB: 1/17/81
Acquired: From Phoenix on Oct. 9, 2008, for future considerations.

Shoots: Right
Wt: 200
Birthplace: North York, Ontario



2008-09: Recorded two goals and six points in 22 games with Pittsburgh ... Excelled in penalty kills and faceoffs ... Led NHL in faceoff win percentage (62.9) until injuring his right shoulder Dec. 3 at NY Rangers ... Logged second highest shorthanded minutes per game (2:51) by a Penguin forward ... Notched a career high with two assists Nov. 8 at NY Islanders ... Posted first goal and point as a Penguin Oct. 14 vs. Philadelphia.

NHL CAREER: Played with three teams – Carolina, St. Louis, Phoenix – before arriving in Pittsburgh ... Best pro season was 2006-07 when he posted 14 goals and nine assists for 23 points in 75 games ... Ranked seventh in the NHL that season in faceoff win percentage (56.2) ... Won a personal-best 80 percent of his faceoffs (16-of-20) March 10, 2007, vs. Chicago ... Set career-high four-game point streak (2+3) from Feb. 13 – 19, 2007 ... Played his 100th career game Jan. 18,

2007, at San Jose.

JUNIOR: Played four seasons with Kingston of the Ontario Hockey League ... Posted 132 goals, 198 assists and 330 points in 240 games ... Led Kingston in goals (40, 40) and points (77, 94) his last two seasons ... Finished fifth in the league in scoring with 94 points (40+54) in 1999-00 season ... Led Kingston with 56 assists in 1998-99.

PERSONAL: Nicknamed “Ziggy” ... Favorites include: vacation spot – Las Vegas; hockey player growing up – Wendel Clark; bands – Pearl Jam and Coldplay; movie – Shawshank Redemption; actor – Jim Carey; TV show – Seinfeld ... First car was a 1988 Toyota Camry ... Lists Toronto Blue Jays as favorite non-hockey sports team ... First job was working at a driving range ... If he weren’t a hockey player, hoped to be a physiotherapist.

CAREER VS. NHL

	GP	G	A	PTS	PIM
ANA	12	1	1	2	8
ATL	9	0	0	0	4
BOS	4	0	0	0	0
BUF	5	1	0	1	0
CGY	3	0	0	0	6
CAR	2	0	0	0	0
CHI	9	3	0	3	0
COL	5	1	1	2	0
CBJ	5	1	0	1	2
DAL	13	2	0	2	6
DET	8	1	2	3	8
EDM	5	1	0	1	0
FLA	6	0	0	0	0
LAK	11	3	1	4	4
MIN	8	0	1	1	4
MON	2	0	0	0	0
NSH	5	0	3	3	4
NJD	4	0	1	1	2
NYI	8	0	3	3	6
NYR	4	0	0	0	2
OTT	4	0	0	0	0
PHI	5	1	0	1	2
PHX	3	1	0	1	0
PIT	7	1	2	3	0
SJS	14	0	0	0	8
STL	7	2	0	2	0
TBL	5	1	2	3	2
TOR	6	0	1	1	0
VAN	5	1	0	1	15
WSH	5	0	0	0	2
Totals	189	21	18	39	85

CAREER HIGHS

Goals: 2 (1 time), 11/30/06 vs. LA

Assists: 2 (1 time), 11/8/08 at NYI

Points: 3 (1 time), 11/30/06 vs. LA (2G-1A)

SOG: 6 (2 times), 2/3/07 vs. MIN

PIM: 15 (1 time), 11/22/08 vs. VAN



CAREER STATISTICS

REGULAR SEASON

PLAYOFFS

YEAR	TEAM	LEAGUE	GP	G	A	PTS	PIM	+/-	PP	SH	GW	S	GP	G	A	PTS	PIM
1997-98	Kingston	OHL	62	23	51	74	30	+23	--	--	--	--	12	1	6	7	2
1998-99	Kingston	OHL	67	29	56	85	36	-11	--	--	--	--	5	1	7	8	2
1999-00	Kingston	OHL	59	40	54	94	49	+21	--	--	--	--	5	0	4	4	0
2000-01	Kingston	OHL	52	40	37	77	44	+21	--	--	--	--	--	--	--	--	--
2001-02	Lowell	AHL	79	18	30	48	24	-1	--	--	--	181	5	1	1	2	2
2002-03	Lowell	AHL	38	13	18	31	19	-2	--	--	--	136	--	--	--	--	--
	Carolina	NHL	19	2	1	3	0	-4	1	1	0	19	--	--	--	--	--
2003-04	Lowell	AHL	61	17	35	52	56	0	--	--	--	213	--	--	--	--	--
	Carolina	NHL	17	0	3	3	2	-1	0	0	0	13	--	--	--	--	--
2004-05	Lowell	AHL	76	29	31	60	71	+7	--	--	--	238	11	4	7	11	8
2005-06	Carolina	NHL	21	1	0	1	4	0	0	0	0	16	--	--	--	--	--
	Lowell	AHL	11	6	7	13	19	-2	--	--	--	--	--	--	--	--	--
	St. Louis	NHL	2	0	0	0	0	0	0	0	0	1	--	--	--	--	--
	Peoria	AHL	28	10	18	28	46	+2	--	--	--	--	4	2	4	6	6
2006-07	Pheonix	NHL	75	14	9	23	46	-8	2	1	0	142	--	--	--	--	--
2007-08	Pheonix	NHL	33	2	1	3	6	-7	0	0	0	35	--	--	--	--	--
	San Antonio	AHL	27	10	15	25	14	+9	--	--	--	--	7	0	5	5	10
2008-09	PITTSBURGH	NHL	22	2	4	6	27	-2	0	0	0	23	--	--	--	--	--
NHL TOTALS			189	21	18	39	85	-21	3	2	0	249	0	0	0	0	0
PITTSBURGH TOTALS			22	2	4	6	27	-2	0	0	0	23	--	--	--	--	--

15 MICHAEL ZIGOMANIS • C

GAME # TEAM/ PLAYER	DATE	OPP.	G	A	P	PIM	SHIFTS	TOI	F/O WON	F/O LOST	SHOTS	B/S	Hits	+/-	REMARKS
1/	10/4	@OTT	-	-	-	-	-	-	-	-	-	-	-	-	PHX
2/	10/5	OTT	-	-	-	-	-	-	-	-	-	-	-	-	PHX
3/1	10/11	NJ	0	0	0	0	19	11:13	3	3	0	0	0	E	1ST PENS GAME
4/2	10/14	PHI	1	0	1	2	18	10:17	11	2	1	0	1	1	1ST PENS GOAL
5/3	10/16	WSH	0	0	0	0	17	11:46	5	3	1	0	0	-1	
6/4	10/18	TOR	0	0	0	0	15	10:02	5	6	1	1	1	E	
7/5	10/20	@BOS	0	0	0	0	18	09:26	7	5	1	1	0	E	
8/6	10/23	CAR	0	0	0	0	15	08:58	4	2	1	0	0	E	
9/7	10/25	@NYR	0	0	0	2	17	11:14	5	4	4	1	1	E	
10/8	10/28	@SJ	0	0	0	0	15	13:33	7	5	2	1	0	E	
11/9	10/30	@PHX	0	0	0	0	19	12:59	10	3	2	1	4	E	
12/10	11/1	@STL	0	0	0	0	18	11:26	8	3	0	1	0	-1	
13/11	11/6	EDM	0	0	0	0	14	08:41	5	3	2	0	3	-2	
14/12	11/8	@NYI	0	2	2	4	18	13:54	7	4	2	0	0	2	
15/13	11/11	@DET	0	1	1	2	20	13:00	9	5	0	0	0	E	
16/14	11/13	PHI	0	0	0	0	19	11:57	7	4	1	0	1	1	
17/15	11/15	BUF	0	0	0	0	19	11:44	8	6	0	0	1	E	
18/16	11/18	MIN	0	0	0	0	18	12:23	10	4	0	0	0	-1	
19/17	11/20	@ATL	0	0	0	0	18	15:06	11	4	0	0	0	-1	
20/18	11/22	VAN	1	0	1	15	22	17:24	9	6	2	0	1	E	
21/19	11/26	@NYI	0	0	0	2	18	09:40	8	11	0	0	0	E	
22/20	11/28	@BUF	0	0	0	0	20	11:42	7	5	1	2	0	-1	
23/21	11/29	NJ	0	1	1	0	18	09:41	11	3	0	0	3	E	
24/22	12/3	@NYR	0	0	0	0	9	05:20	2	4	2	0	1	1	
25/	12/4	@CAR	-	-	-	-	-	-	-	-	-	-	-	-	INJ
26/	12/6	@OTT	-	-	-	-	-	-	-	-	-	-	-	-	INJ
27/	12/8	BUF	-	-	-	-	-	-	-	-	-	-	-	-	INJ
28/	12/10	@NJ	-	-	-	-	-	-	-	-	-	-	-	-	INJ
29/	12/11	NYI	-	-	-	-	-	-	-	-	-	-	-	-	INJ
30/	12/13	PHI	-	-	-	-	-	-	-	-	-	-	-	-	INJ
31/	12/18	@ATL	-	-	-	-	-	-	-	-	-	-	-	-	INJ
32/	12/20	TOR	-	-	-	-	-	-	-	-	-	-	-	-	INJ
33/	12/22	@BUF	-	-	-	-	-	-	-	-	-	-	-	-	INJ
34/	12/23	TB	-	-	-	-	-	-	-	-	-	-	-	-	INJ
35/	12/26	NJ	-	-	-	-	-	-	-	-	-	-	-	-	INJ
36/	12/27	MTL	-	-	-	-	-	-	-	-	-	-	-	-	INJ
37/	12/30	BOS	-	-	-	-	-	-	-	-	-	-	-	-	INJ
38/	1/1	@BOS	-	-	-	-	-	-	-	-	-	-	-	-	INJ
39/	1/3	FLA	-	-	-	-	-	-	-	-	-	-	-	-	INJ
40/	1/5	@NYR	-	-	-	-	-	-	-	-	-	-	-	-	INJ
41/	1/6	ATL	-	-	-	-	-	-	-	-	-	-	-	-	INJ
Half- Season Totals			2	4	6	27	384	11:26	159	95	23	8	17	-2	

15 MICHAEL ZIGOMANIS • C

GAME # TEAM/ PLAYER	DATE	OPP.	G	A	P	PIM	SHIFTS	TOI	F/O WON	F/O LOST	SHOTS	B/S	Hits	+/-	REMARKS
42/	1/8	@ NSH	-	-	-	-	-	-	-	-	-	-	-	-	INJ
43/	1/10	@ COL	-	-	-	-	-	-	-	-	-	-	-	-	INJ
44/	1/13	@ PHI	-	-	-	-	-	-	-	-	-	-	-	-	INJ
45/	1/14	WSH	-	-	-	-	-	-	-	-	-	-	-	-	INJ
46/	1/16	ANA	-	-	-	-	-	-	-	-	-	-	-	-	INJ
47/	1/18	NYR	-	-	-	-	-	-	-	-	-	-	-	-	INJ
48/	1/20	CAR	-	-	-	-	-	-	-	-	-	-	-	-	INJ
49/	1/28	NYR	-	-	-	-	-	-	-	-	-	-	-	-	INJ
50/	1/30	NJ	-	-	-	-	-	-	-	-	-	-	-	-	INJ
51/	1/31	@ TOR	-	-	-	-	-	-	-	-	-	-	-	-	INJ
52/	2/3	@ MTL	-	-	-	-	-	-	-	-	-	-	-	-	INJ
53/	2/4	TB	-	-	-	-	-	-	-	-	-	-	-	-	INJ
54/	2/6	CBJ	-	-	-	-	-	-	-	-	-	-	-	-	INJ
55/	2/8	DET	-	-	-	-	-	-	-	-	-	-	-	-	INJ
56/	2/11	SJ	-	-	-	-	-	-	-	-	-	-	-	-	INJ
57/	2/14	@ TOR	-	-	-	-	-	-	-	-	-	-	-	-	INJ
58/	2/16	NYI	-	-	-	-	-	-	-	-	-	-	-	-	INJ
59/	2/19	MTL	-	-	-	-	-	-	-	-	-	-	-	-	INJ
60/	2/21	@ PHI	-	-	-	-	-	-	-	-	-	-	-	-	INJ
61/	2/22	@ WSH	-	-	-	-	-	-	-	-	-	-	-	-	INJ
62/	2/25	NYI	-	-	-	-	-	-	-	-	-	-	-	-	INJ
63/	2/27	@ CHI	-	-	-	-	-	-	-	-	-	-	-	-	INJ
64/	3/1	@ DAL	-	-	-	-	-	-	-	-	-	-	-	-	INJ
65/	3/3	@ TB	-	-	-	-	-	-	-	-	-	-	-	-	INJ
66/	3/5	@ FLA	-	-	-	-	-	-	-	-	-	-	-	-	INJ
67/	3/8	@ WSH	-	-	-	-	-	-	-	-	-	-	-	-	INJ
68/	3/10	FLA	-	-	-	-	-	-	-	-	-	-	-	-	INJ
69/	3/12	@ CBJ	-	-	-	-	-	-	-	-	-	-	-	-	INJ
70/	3/14	OTT	-	-	-	-	-	-	-	-	-	-	-	-	INJ
71/	3/15	BOS	-	-	-	-	-	-	-	-	-	-	-	-	INJ
72/	3/17	ATL	-	-	-	-	-	-	-	-	-	-	-	-	INJ
73/	3/20	LA	-	-	-	-	-	-	-	-	-	-	-	-	INJ
74/	3/22	PHI	-	-	-	-	-	-	-	-	-	-	-	-	INJ
75/	3/25	CAL	-	-	-	-	-	-	-	-	-	-	-	-	INJ
76/	3/28	NYR	-	-	-	-	-	-	-	-	-	-	-	-	INJ
77/	4/1	NJ	-	-	-	-	-	-	-	-	-	-	-	-	INJ
78/	4/4	@ CAR	-	-	-	-	-	-	-	-	-	-	-	-	INJ
79/	4/5	@ FLA	-	-	-	-	-	-	-	-	-	-	-	-	INJ
80/	4/7	@ TB	-	-	-	-	-	-	-	-	-	-	-	-	INJ
81/	4/9	NYI	-	-	-	-	-	-	-	-	-	-	-	-	INJ
82/	4/11	@ MTL	-	-	-	-	-	-	-	-	-	-	-	-	INJ
Second- Half Totals			0	0	0	0	0	00:00	0	0	0	0	0	0	
Final Totals			2	4	6	27	384	11:26	159	95	23	8	17	-2	



SECTION 4

**PLAYOFF
HISTORY**

PITTSBURGH PENGUINS

PLAYOFF GAME-BY-GAME RESULTS

1968 Did Not Qualify For Playoffs**1969 Did Not Qualify For Playoffs****1970 Quarterfinals vs. Oakland (PIT won series, 4-0)**

Apr. 8	Oakland	1	at Pittsburgh	2	W
Apr. 9	Oakland	1	at Pittsburgh	3	W
Apr. 11	Pittsburgh	5	at Oakland	2	W
Apr. 12	Pittsburgh	3	at Oakland	2 (OT)	W

Semifinals vs. St. Louis (STL won series, 4-2)

Apr. 19	Pittsburgh	1	at St. Louis	3	L
Apr. 21	Pittsburgh	1	at St. Louis	4	L
Apr. 23	St. Louis	2	at Pittsburgh	3	W
Apr. 26	St. Louis	1	at Pittsburgh	2	W
Apr. 28	Pittsburgh	0	at St. Louis	5	L
Apr. 30	St. Louis	4	at Pittsburgh	3	L

1971 Did Not Qualify For Playoffs**1972 Quarterfinals vs. Chicago (CHI won series, 4-0)**

Apr. 5	Pittsburgh	1	at Chicago	3	L
Apr. 6	Pittsburgh	2	at Chicago	3	L
Apr. 8	Chicago	2	at Pittsburgh	0	L
Apr. 9	Chicago	6	at Pittsburgh	5 (OT)	L

1973 Did Not Qualify For Playoffs**1974 Did Not Qualify For Playoffs****1975 Preliminary Round vs. St. Louis (PIT won series, 2-0)**

Apr. 8	St. Louis	3	at Pittsburgh	4	W
Apr. 10	Pittsburgh	5	at St. Louis	3	W

Quarterfinals vs. NY Islanders (NYI won series, 4-3)

Apr. 13	NY Islanders	4	at Pittsburgh	5	W
Apr. 15	NY Islanders	1	at Pittsburgh	3	W
Apr. 17	Pittsburgh	6	at NY Islanders	4	W
Apr. 20	Pittsburgh	1	at NY Islanders	3	L
Apr. 22	NY Islanders	4	at Pittsburgh	2	L
Apr. 24	Pittsburgh	1	at NY Islanders	4	L
Apr. 26	NY Islanders	1	at Pittsburgh	0	L

1976 Preliminary Round vs. Toronto (TOR won series, 2-1)

Apr. 6	Pittsburgh	1	at Toronto	4	L
Apr. 8	Toronto	0	at Pittsburgh	2	W
Apr. 9	Pittsburgh	0	at Toronto	4	L

1977 Preliminary Round vs. Toronto (TOR won series, 2-1)

Apr. 5	Toronto	4	at Pittsburgh	2	L
Apr. 7	Pittsburgh	6	at Toronto	4	W
Apr. 9	Toronto	5	at Pittsburgh	2	L

1978 Did Not Qualify For Playoffs**1979 Preliminary Round vs. Buffalo (PIT won series, 2-1)**

Apr. 10	Pittsburgh	4	at Buffalo	3	W
Apr. 12	Buffalo	3	at Pittsburgh	1	L
Apr. 14	Pittsburgh	4	at Buffalo	3 (OT)	W

Quarterfinals vs. Boston (BOS won series, 4-0)

Apr. 16	Pittsburgh	2	at Boston	6	L
Apr. 18	Pittsburgh	3	at Boston	4	L
Apr. 21	Boston	2	at Pittsburgh	1	L
Apr. 22	Boston	4	at Pittsburgh	1	L

1980 Preliminary Round vs. Boston (BOS won series, 3-2)

Apr. 8	Pittsburgh	4	at Boston	2	W
Apr. 10	Pittsburgh	1	at Boston	4	L
Apr. 12	Boston	1	at Pittsburgh	4	W
Apr. 13	Boston	8	at Pittsburgh	3	L
Apr. 14	Pittsburgh	2	at Boston	6	L

1981 Preliminary Round vs. St. Louis (STL won series, 3-2)

Apr. 8	Pittsburgh	2	at St. Louis	4	L
Apr. 9	Pittsburgh	6	at St. Louis	4	W
Apr. 11	St. Louis	5	at Pittsburgh	4	L
Apr. 12	St. Louis	3	at Pittsburgh	6	W
Apr. 14	Pittsburgh	3	at St. Louis	4 (2OT)	L

1982 Preliminary Round vs. NY Islanders (NYI won series, 3-2)

Apr. 7	Pittsburgh	1	at NY Islanders	8	L
Apr. 8	Pittsburgh	2	at NY Islanders	7	L
Apr. 10	NY Islanders	1	at Pittsburgh	2 (OT)	W
Apr. 11	NY Islanders	2	at Pittsburgh	5	W
Apr. 14	Pittsburgh	3	at NY Islanders	4 (OT)	L

1983 Did Not Qualify For Playoffs**1984 Did Not Qualify For Playoffs****1985 Did Not Qualify For Playoffs****1986 Did Not Qualify For Playoffs****1987 Did Not Qualify For Playoffs****1988 Did Not Qualify For Playoffs****1989 Patrick Division Semifinals vs. NY Rangers (PIT won series, 4-0)**

Apr. 5	NY Rangers	1	at Pittsburgh	3	W
Apr. 6	NY Rangers	4	at Pittsburgh	7	W
Apr. 8	Pittsburgh	5	at NY Rangers	3	W
Apr. 9	Pittsburgh	4	at NY Rangers	3	W

Patrick Division Finals vs. Philadelphia (PHI won series, 4-3)

Apr. 17	Philadelphia	3	at Pittsburgh	4	W
Apr. 19	Philadelphia	4	at Pittsburgh	2	L
Apr. 21	Pittsburgh	4	at Philadelphia	3 (OT)	W
Apr. 23	Pittsburgh	1	at Philadelphia	4	L
Apr. 25	Philadelphia	7	at Pittsburgh	10	W
Apr. 27	Pittsburgh	2	at Philadelphia	6	L
Apr. 29	Philadelphia	4	at Pittsburgh	1	L

1990 Did Not Qualify For Playoffs

**1991 Patrick Division Semifinals vs. New Jersey
(PIT won series, 4-3)**

Apr. 3	New Jersey	3	at Pittsburgh	1	L
Apr. 5	New Jersey	4	at Pittsburgh	5 (OT)	W
Apr. 7	Pittsburgh	4	at New Jersey	3	W
Apr. 9	Pittsburgh	1	at New Jersey	4	L
Apr. 11	New Jersey	4	at Pittsburgh	2	L
Apr. 13	Pittsburgh	4	at New Jersey	3	W
Apr. 15	New Jersey	0	at Pittsburgh	4	W

**Patrick Division Finals vs. Washington
(PIT won series, 4-1)**

Apr. 17	Washington	4	at Pittsburgh	2	L
Apr. 19	Washington	6	at Pittsburgh	7 (OT)	W
Apr. 21	Pittsburgh	3	at Washington	1	W
Apr. 23	Pittsburgh	3	at Washington	1	W
Apr. 25	Washington	1	at Pittsburgh	4	W

**Prince of Wales Conference Finals vs. Boston
(PIT won series, 4-2)**

May 1	Pittsburgh	3	at Boston	6	L
May 3	Pittsburgh	4	at Boston	5 (OT)	L
May 5	Boston	1	at Pittsburgh	4	W
May 7	Boston	1	at Pittsburgh	4	W
May 9	Pittsburgh	7	at Boston	2	W
May 11	Boston	3	at Pittsburgh	5	W

**Stanley Cup Finals vs. Minnesota
(PIT won series, 4-2)**

May 15	Minnesota	5	at Pittsburgh	4	L
May 17	Minnesota	1	at Pittsburgh	4	W
May 19	Pittsburgh	1	at Minnesota	3	L
May 21	Pittsburgh	5	at Minnesota	3	W
May 23	Minnesota	4	at Pittsburgh	6	W
May 25	Pittsburgh	8	at Minnesota	0	W

**1992 Patrick Division Semifinals vs. Washington
(PIT won series, 4-3)**

Apr. 19	Pittsburgh	1	at Washington	3	L
Apr. 21	Pittsburgh	2	at Washington	6	L
Apr. 23	Washington	4	at Pittsburgh	6	W
Apr. 25	Washington	7	at Pittsburgh	2	L
Apr. 27	Pittsburgh	5	at Washington	2	W
Apr. 29	Washington	4	at Pittsburgh	6	W
May 1	Pittsburgh	3	at Washington	1	W

**Patrick Division Finals vs. NY Rangers
(PIT won series, 4-2)**

May 3	Pittsburgh	4	at NY Rangers	2	W
May 5	Pittsburgh	2	at NY Rangers	4	L
May 7	NY Rangers	6	at Pittsburgh	5 (OT)	L
May 9	NY Rangers	4	at Pittsburgh	5 (OT)	W
May 11	Pittsburgh	3	at NY Rangers	2	W
May 13	NY Rangers	1	at Pittsburgh	5	W

**Prince of Wales Conference Finals vs. Boston
(PIT won series, 4-0)**

May 17	Boston	3	at Pittsburgh	4 (OT)	W
May 19	Boston	2	at Pittsburgh	5	W
May 21	Pittsburgh	5	at Boston	1	W
May 23	Pittsburgh	5	at Boston	1	W

**Stanley Cup Finals vs. Chicago
(PIT won series, 4-0)**

May 26	Chicago	4	at Pittsburgh	5	W
May 28	Chicago	1	at Pittsburgh	3	W
May 30	Pittsburgh	1	at Chicago	0	W
June 1	Pittsburgh	6	at Chicago	5	W

**1993 Patrick Division Semifinals vs. New Jersey
(PIT won series, 4-1)**

Apr. 18	New Jersey	3	at Pittsburgh	6	W
Apr. 20	New Jersey	0	at Pittsburgh	7	W
Apr. 22	Pittsburgh	4	at New Jersey	3	W
Apr. 25	Pittsburgh	1	at New Jersey	4	L
Apr. 26	New Jersey	3	at Pittsburgh	5	W

**Patrick Division Finals vs. NY Islanders
(NYI won series, 4-3)**

May 2	NY Islanders	3	at Pittsburgh	2	L
May 4	NY Islanders	0	at Pittsburgh	3	W
May 6	Pittsburgh	3	at NY Islanders	1	W
May 8	Pittsburgh	5	at NY Islanders	6	L
May 10	NY Islanders	3	at Pittsburgh	6	W
May 12	Pittsburgh	5	at NY Islanders	7	L
May 14	NY Islanders	4	at Pittsburgh	3 (OT)	L

**1994 Eastern Conference Quarterfinals vs. Washington
(WSH won series, 4-2)**

Apr. 17	Washington	5	at Pittsburgh	3	L
Apr. 19	Washington	1	at Pittsburgh	2	W
Apr. 21	Pittsburgh	0	at Washington	2	L
Apr. 23	Pittsburgh	1	at Washington	4	L
Apr. 25	Washington	2	at Pittsburgh	3	W
Apr. 27	Pittsburgh	3	at Washington	6	L

**1995 Eastern Conference Quarterfinals vs. Washington
(PIT won series, 4-3)**

May 6	Washington	5	at Pittsburgh	4	L
May 8	Washington	3	at Pittsburgh	5	W
May 10	Pittsburgh	2	at Washington	6	L
May 12	Pittsburgh	2	at Washington	6	L
May 14	Washington	5	at Pittsburgh	6 (OT)	W
May 16	Pittsburgh	7	at Washington	1	W
May 18	Washington	0	at Pittsburgh	3	W

**Eastern Conference Semifinals vs. New Jersey
(NJ won series, 4-1)**

May 20	New Jersey	2	at Pittsburgh	3	W
May 22	New Jersey	4	at Pittsburgh	2	L
May 24	Pittsburgh	1	at New Jersey	5	L
May 26	Pittsburgh	1	at New Jersey	2 (OT)	L
May 28	New Jersey	4	at Pittsburgh	1	L

**1996 Eastern Conference Quarterfinals vs. Washington
(PIT won series, 4-2)**

Apr. 17	Washington	6	at Pittsburgh	4	L
Apr. 19	Washington	5	at Pittsburgh	3	L
Apr. 22	Pittsburgh	4	at Washington	1	W
Apr. 24	Pittsburgh	3	at Washington	2 (4OT)	W
Apr. 26	Washington	1	at Pittsburgh	4	W
Apr. 28	Pittsburgh	3	at Washington	2	W

**Eastern Conference Semifinals vs. NY Rangers
(PIT won series, 4-1)**

May 3	NY Rangers	3	at Pittsburgh	4	W
May 5	NY Rangers	6	at Pittsburgh	3	L
May 7	Pittsburgh	3	at NY Rangers	2	W
May 9	Pittsburgh	4	at NY Rangers	1	W
May 11	NY Rangers	3	at Pittsburgh	7	W

**Eastern Conference Finals vs. Florida
(FLA won series, 4-3)**

May 18	Florida	5	at Pittsburgh	1	L
May 20	Florida	2	at Pittsburgh	3	W
May 24	Pittsburgh	2	at Florida	5	L
May 26	Pittsburgh	2	at Florida	1	W
May 28	Florida	0	at Pittsburgh	3	W
May 30	Pittsburgh	3	at Florida	4	L
June 1	Florida	3	at Pittsburgh	1	L

**1997 Eastern Conference Quarterfinals vs. Philadelphia
(PHI won series, 4-1)**

Apr. 17	Pittsburgh	1	at Philadelphia	5	L
Apr. 19	Pittsburgh	2	at Philadelphia	3	L
Apr. 21	Philadelphia	5	at Pittsburgh	3	L
Apr. 23	Philadelphia	1	at Pittsburgh	4	W
Apr. 26	Pittsburgh	3	at Philadelphia	6	L

**1998 Eastern Conference Quarterfinals vs. Montreal
(MTL won series, 4-2)**

Apr. 23	Montreal	3	at Pittsburgh	2 (OT)	L
Apr. 25	Montreal	1	at Pittsburgh	4	W
Apr. 27	Pittsburgh	1	at Montreal	3	L
Apr. 29	Pittsburgh	6	at Montreal	3	W
May 1	Montreal	5	at Pittsburgh	2	L
May 3	Pittsburgh	0	at Montreal	3	L

**1999 Eastern Conference Quarterfinals vs. New Jersey
(PIT won series, 4-3)**

Apr. 22	Pittsburgh	1	at New Jersey	3	L
Apr. 24	Pittsburgh	4	at New Jersey	1	W
Apr. 25	New Jersey	2	at Pittsburgh	4	W
Apr. 27	New Jersey	4	at Pittsburgh	2	L
Apr. 30	Pittsburgh	3	at New Jersey	4	L
May 2	New Jersey	2	at Pittsburgh	3 (OT)	W
May 4	Pittsburgh	4	at New Jersey	2	W

**Eastern Conference Semifinals vs. Toronto
(TOR won series, 4-2)**

May 7	Pittsburgh	2	at Toronto	0	W
May 9	Pittsburgh	2	at Toronto	4	L
May 11	Toronto	3	at Pittsburgh	4	W
May 13	Toronto	3	at Pittsburgh	2 (OT)	L
May 15	Pittsburgh	1	at Toronto	4	L
May 17	Toronto	4	at Pittsburgh	3 (OT)	L

**2000 Eastern Conference Quarterfinals vs. Washington
(PIT won series, 4-1)**

Apr. 13	Pittsburgh	7	at Washington	0	W
Apr. 15	Washington	1	at Pittsburgh	2 (OT)	W
Apr. 17	Washington	3	at Pittsburgh	4	W
Apr. 19	Pittsburgh	2	at Washington	3	L
Apr. 21	Pittsburgh	2	at Washington	1	W

**Eastern Conference Semifinals vs. Philadelphia
(PHI won series, 4-2)**

Apr. 27	Pittsburgh	2	at Philadelphia	0	W
Apr. 29	Pittsburgh	4	at Philadelphia	1	W
May 2	Philadelphia	4	at Pittsburgh	3 (OT)	L
May 4	Philadelphia	2	at Pittsburgh	1 (5OT)	L
May 7	Pittsburgh	3	at Philadelphia	6	L
May 9	Philadelphia	2	at Pittsburgh	1	L

**2001 Eastern Conference Quarterfinals vs. Washington
(PIT won series, 4-2)**

Apr. 12	Pittsburgh	0	at Washington	1	L
Apr. 14	Pittsburgh	2	at Washington	1	W
Apr. 16	Washington	0	at Pittsburgh	3	W
Apr. 18	Washington	4	at Pittsburgh	3 (OT)	L
Apr. 21	Pittsburgh	2	at Washington	1	W
Apr. 23	Washington	3	at Pittsburgh	4 (OT)	W

**Eastern Conference Semifinals vs. Buffalo
(PIT won series, 4-3)**

Apr. 26	Pittsburgh	3	at Buffalo	0	W
Apr. 28	Pittsburgh	3	at Buffalo	1	W
Apr. 30	Buffalo	4	at Pittsburgh	1	L
May 2	Buffalo	5	at Pittsburgh	2	L
May 5	Pittsburgh	2	at Buffalo	3 (OT)	L
May 8	Buffalo	2	at Pittsburgh	3 (OT)	W
May 10	Pittsburgh	3	at Buffalo	2 (OT)	W

**Eastern Conference Finals vs. New Jersey
(NJ won series, 4-1)**

May 12	Pittsburgh	1	at New Jersey	3	L
May 15	Pittsburgh	4	at New Jersey	2	W
May 17	New Jersey	3	at Pittsburgh	0	L
May 19	New Jersey	5	at Pittsburgh	0	L
May 22	Pittsburgh	2	at New Jersey	4	L

2002 Did Not Qualify For Playoffs**2003 Did Not Qualify For Playoffs****2004 Did Not Qualify For Playoffs****2005 No Season****2006 Did Not Qualify For Playoffs****2007 Eastern Conference Quarterfinals vs. Ottawa
(OTT won series, 4-1)**

Apr. 11	Pittsburgh	3	at Ottawa	6	L
Apr. 14	Pittsburgh	4	at Ottawa	3	W
Apr. 15	Ottawa	4	at Pittsburgh	2	L
Apr. 17	Ottawa	2	at Pittsburgh	1	L
Apr. 19	Pittsburgh	0	at Ottawa	3	L

**2008 Eastern Conference Quarterfinals vs. Ottawa
PIT won series, 4-0)**

Apr. 9	Ottawa	0	at Pittsburgh	4	W
Apr. 11	Ottawa	3	at Pittsburgh	5	W
Apr. 14	Pittsburgh	4	at Ottawa	1	W
Apr. 17	Pittsburgh	3	at Ottawa	1	W

**Eastern Conference Semifinals vs. NY Rangers
(PIT won series, 4-1)**

Apr. 25	NY Rangers	4	at Pittsburgh	5	W
Apr. 27	NY Rangers	0	at Pittsburgh	2	W
Apr. 29	Pittsburgh	5	at NY Rangers	3	W
May 1	Pittsburgh	0	at NY Rangers	3	L
May 4	NY Rangers	2	at Pittsburgh	3 (OT)	W

**Eastern Conference Finals vs. Philadelphia
(PIT won series, 4-1)**

May 9	Philadelphia	2	at Pittsburgh	4	W
May 11	Philadelphia	2	at Pittsburgh	4	W
May 13	Pittsburgh	4	at Philadelphia	1	W
May 15	Pittsburgh	2	at Philadelphia	4	L
May 18	Philadelphia	0	at Pittsburgh	6	W

**Stanley Cup Final vs. Detroit
(DET won series, 4-2)**

May 24	Pittsburgh	0	at Detroit	4	L
May 26	Pittsburgh	0	at Detroit	3	L
May 28	Detroit	2	at Pittsburgh	3	W
May 31	Detroit	2	at Pittsburgh	1	L
June 2	Pittsburgh	4	at Detroit	3 (3OT)	W
June 4	Detroit	3	at Pittsburgh	2	L

PITTSBURGH PENGUINS PLAYOFF RECORDS

ALL-TIME AGAINST OPPONENTS

OPPONENT	SERIES	W	L	GP	W	L	GF	GA	LAST	SERIES
Washington	7	6	1	42	26	16	137	121	2001	CQF - Won 4-2
New Jersey	5	3	2	29	14	15	80	86	2001	CF - Lost 4-1
Philadelphia	4	1	3	23	10	13	71	75	2008	CF - Won 4-1
NY Rangers	4	4	0	20	16	4	79	57	2008	CSF - Won 4-1
Boston	4	2	2	19	10	9	67	62	1992	CF - Won 4-0
St. Louis	3	1	2	13	6	7	40	45	1981	PR - Lost 3-2
NY Islanders	3	0	3	19	8	11	58	67	1993	DF - Lost 4-3
Toronto	3	0	3	12	4	8	27	39	1999	CSF - Lost 4-2
Buffalo	2	2	0	10	6	4	26	26	2001	CSF - Won 4-3
Chicago	2	1	1	8	4	4	23	24	1992	F - Won 4-0
Ottawa	2	1	1	9	5	4	26	23	2008	CQF - Won 4-0
Minnesota	1	1	0	6	4	2	28	16	1991	F - Won 4-2
Oakland	1	1	0	4	4	0	13	6	1970	QF - Won 4-0
Detroit	1	0	1	6	2	4	10	17	2008	F - Lost 4-2
Florida	1	0	1	7	3	4	15	20	1996	CF - Lost 4-3
Montreal	1	0	1	6	2	4	15	18	1998	CQF - Lost 4-2
TOTAL	44	23	21	233	124	109	715	702		

COACHES' PLAYOFF RECORDS

COACHES	SERIES	W-L	GAMES	W-L
Bob Johnson	4	4-0	24	16-8
Scott Bowman	6	5-1	33	23-10
Ivan Hlinka	3	2-1	18	9-9
Eddie Johnston	8	3-5	46	22-24
Gene Ubriaco	2	1-1	11	7-4
Herb Brooks	2	1-1	11	6-5
Marc Bolieau	2	1-1	9	5-4
Kevin Constantine	3	1-2	19	8-11
Red Kelly	3	1-2	14	6-8
Johnny Wilson	3	1-2	12	4-8
Ken Schinkel	2	0-2	6	2-4
Craig Patrick	1	0-1	5	1-4
Michel Therrien	5	3-2	25	15-10
TOTAL	44	23-21	233	124-109

RECORDS BY SERIES

SERIES	PLAYED	W-L
Record in Stanley Cup Finals	3	2-1
Record in Semifinals/Conference Finals	6	3-3
Record in Quarterfinals/Division Finals	14	6-8
Record in Preliminary Round/Division Semifinals/ Conference Quarterfinals	21	12-9
Record in Two-Game Series	1	1-0
Record in Three-Game Series	3	1-2
Record in Four-Game Series	7	5-2
Record in Five-Game Series	13	6-7
Record in Six-Game Series	11	5-6
Record in Seven-Game Series	9	6-3

RECORDS BY GAME

	OVERALL	HOME	ROAD
Game One	20-24	13-10	7-14
Game Two	28-16	19-5	9-11
Game Three	26-18	10-10	16-8
Game Four	17-23	7-12	10-11
Game Five	18-15	11-4	7-11
Game Six	10-9	6-3	4-6
Game Seven	5-4	2-4	3-0
TOTAL	124-109	68-48	56-61

MISCELLANEOUS PLAYOFF RECORDS

Years in the Playoffs	23	
Most Consecutive Years	11	1991 to 2001
Most Consecutive Wins	14	5/9/92 to 4/22/93#
Most Consecutive Home Wins	9	5/9/92 to 4/26/93
Most Consecutive Road Wins	6	5/11/92 to 4/22/93
<i>#NHL Record</i>		

PITTSBURGH PENGUINS PLAYOFF RECORDS

ALL-TIME PLAYOFF LEADERS

GAMES PLAYED		POINTS		GOALS		ASSISTS		POWER-PLAY GOALS	
1. Jagr	140	1. Lemieux	172	1. Lemieux	76	1. Lemieux	96	1. Lemieux	29
2. Lemieux	107	2. Jagr	147	2. Jagr	65	2. Jagr	82	2. Stevens	20
3. Stevens	103	3. Stevens	106	3. Stevens	46	3. Francis	68	3. Jagr	19
4. Barrasso	101	4. Francis	100	4. Francis	32	4. Stevens	60		
5. Francis	97	5. Murphy	72	5. Mullen	16	5. Murphy	57		

SHORT-HANDED GOALS		GAME-WINNING GOALS		WINS		GAA		SHUTOUTS	
1. Lemieux	7	1. Jagr	14	1. Barrasso	56	1. Tugnut	1.77	1. Barrasso	6
2. Jagr	2	2. Lemieux	11	2. Fleury	15	2. Binkley	2.09	2. Fleury	3
Errey	2	3. Stevens	9	3. Wregget	13	3. Fleury	2.30	3. Hedberg	2
Olczyk	2	Francis	9	4. Hedberg	9	Hedberg	2.30	Tugnut	2
				5. Tugnut	6	5. Inness	2.67	5. Wregget	1
				6. Binkley	5	6. Wregget	2.86	Pietrangelo	1
				Inness	5			Plasse	1

ALL-TIME GOALTENDERS' PLAYOFF RECORDS

PLAYER	GP	MP	GF	GA	ENG	SO	SAVES	GAA	W-L
Jean-Sebastien Aubin	1	1	0	0	0	0	0	0.00	0-0
Jocelyn Thibault	1	8	2	0	0	0	1	0.00	0-0
Wendell Young	1	39	1	1	0	0	10	1.54	0-0
Ron Tugnut	11	746	29	22	0	2	376	1.77	6-5
Les Binkley	7	428	18	15	0	0	183	2.10	5-2
Marc-Andre Fleury	25	1537	69	59	2	3	701	2.30	15-10
Johan Hedberg	18	1123	38	43	1	2	439	2.30	9-9
Gary Inness	9	540	27	24	3	0	273	2.67	5-4
Michel Plasse	3	180	3	8	0	1	85	2.67	1-2
Ken Wregget	26	1597	82	78	5	1	816	2.86	13-12
Tom Barrasso	101	5918	334	287	12	6	2523	2.91	56-42
Peter Skudra	1	20	2	1	0	0	10	3.00	0-0
Frank Pietrangelo	5	288	19	15	1	1	133	3.13	4-1
Al Smith	3	180	5	10	0	0	79	3.33	1-2
Denis Herron	10	601	26	35	3	0	298	3.49	3-7
Jim Rutherford	4	240	8	14	0	0	131	3.50	0-4
Greg Millen	10	625	35	40	1	0	297	3.84	4-6
Michel Dion	5	310	13	22	0	0	164	4.26	2-3

PLAYER RECORDS

CAREER			YEAR			
Games Played	140	Jaromir Jagr	Goals	17	1991	Kevin Stevens
Goals	76	Mario Lemieux	Assists	28	1991	Mario Lemieux
Assists	96	Mario Lemieux	Points	44	1991	Mario Lemieux
Points	172	Mario Lemieux	Penalty Minutes	66	1989	Phil Bourque
Penalty Minutes	170	Kevin Stevens	Power-Play Goals	8	1992	Mario Lemieux
Power Play Goals	29	Mario Lemieux	Game-Winning Goals	5	1992	Mario Lemieux
Games Played, Goalie	101	Tom Barrasso	Shots	93	1991	Mario Lemieux
Wins	56	Tom Barrasso	Goals, Defenseman	5	1991	Larry Murphy
Goals-Against Average	1.77	Ron Tugnut	Assists, Defenseman	18	1991	Larry Murphy
Minutes Played	5,918	Tom Barrasso	Points, Defenseman	23	1991	Larry Murphy
			Saves	578	1991	Tom Barrasso

PLAYER RECORDS (CONTINUED)

PERIOD			GAME				
Goals	4	4/25/89 vs. Philadelphia	Mario Lemieux*	Goals	5	4/25/89 vs. Philadelphia	Mario Lemieux
Assists	3	5/8/95 vs. Washington 4/19/91 vs. Washington 4/25/89 vs. Philadelphia	Ran Francis Paul Coffey Mario Lemieux	Assists	4	Eight Times - Last Time 4/11/08 vs. Ottawa	Sidney Crosby
Points	4	4/23/92 vs. Washington 4/25/89 vs. Philadelphia	Lemieux (2+2)* Lemieux (4+0)*	Points	8	4/25/89 vs. Philadelphia	Lemieux (5+3)*
Shots	7	4/11/91 vs. New Jersey 4/16/08 at Ottawa	Larry Murphy Marian Hossa	Shots	12	4/24/96 at Washington 4/29/92 vs. Washington	Jaromir Jagr Kevin Stevens
Penalties	6	4/13/80 at Boston	Kim Clackson	Penalties	8	4/13/80 at Boston	Kim Clackson
PIMs	26	4/13/80 at Boston	Kim Clackson	PIMs	32	4/19/70 at St. Louis	Tracy Pratt
Saves	27	4/21/97 vs. Philadelphia	Ken Wregget	Saves	70	5/4/00 vs. Philadelphia	Ron Tugnutt

*NHL record

*NHL record

SERIES			STREAKS				
Goals	9	1989 vs. Philadelphia	Mario Lemieux	Goals	7 games	4/26/96-5/11/96	Mario Lemieux (10)
Assists	11	1995 vs. Washington	Ron Francis			5/3/91-5/17/91	Mario Lemieux (8)
Points	17	1992 vs. Washington	Mario Lemieux	Assists	10 games	4/19/91-5/11/91	Mario Lemieux (16)
PIMs	43	1989 vs. NY Rangers 1970 vs. St. Louis	Randy Hillier Tracy Pratt	Points	15 games	4/13/91-5/17/91	Lemieux (11+18)

OVERTIME GAMES

DATE	PLAYER	TIME	OPPONENT	GAME #	RESULT	SCORE
6/2/08	Petr Sykora	49:57	at Detroit	Game #5	W	4-3
5/4/08	Marian Hossa	7:10	vs. NY Rangers	Game #5	W	3-2
5/10/01	Darius Kasparaitis	13:01	at Buffalo	Game #7	W	3-2
5/8/01	Martin Straka	11:29	vs. Buffalo	Game #6	W	3-2
5/5/01	Stu Barnes	8:34	at Buffalo	Game #5	L	2-3
4/23/01	Martin Straka	13:04	vs. Washington	Game #6	W	4-3
4/18/01	Jeff Halpern	4:01	vs. Washington	Game #4	L	3-4
5/4/00	Keith Primeau	92:01	vs. Philadelphia	Game #4	L	1-2
5/2/00	Andy Delmore	11:01	vs. Philadelphia	Game #3	L	3-4
4/15/00	Jaromir Jagr	5:49	vs. Washington	Game #2	W	2-1
5/17/99	Garry Valk	1:58	vs. Toronto	Game #6	L	3-4
5/13/99	Sergei Berezin	2:18	vs. Toronto	Game #4	L	2-3
5/2/99	Jaromir Jagr	8:59	vs. New Jersey	Game #6	W	3-2
4/23/98	Benoit Brunet	18:43	vs. Montreal	Game #1	L	2-3
4/24/96	Petr Nedved	79:15	at Washington	Game #4	W	3-2
5/26/95	Neil Broten	18:36	at New Jersey	Game #4	L	1-2
5/14/95	Luc Robitaille	4:30	vs. Washington	Game #5	W	6-5
5/14/93	David Volek	5:16	vs. NY Islanders	Game #7	L	3-4
5/17/92	Jaromir Jagr	9:44	vs. Boston	Game #1	W	4-3
5/9/92	Ron Francis	2:47	vs. NY Rangers	Game #4	W	5-4
5/7/92	Kris King	1:29	vs. NY Rangers	Game #3	L	5-6
5/3/91	Vladimir Ruzicka	8:14	at Boston	Game #2	L	4-5
4/19/91	Kevin Stevens	8:10	vs. Washington	Game #2	W	7-6
4/5/91	Jaromir Jagr	8:52	vs. New Jersey	Game #2	W	5-4
4/21/89	Phil Bourque	12:08	at Philadelphia	Game #3	W	4-3
4/13/82	John Tonelli	6:10	at NY Islanders	Game #5	L	3-4
4/10/82	Rick Kehoe	4:14	vs. NY Islanders	Game #3	W	2-1
4/14/81	Mike Crombeen	25:16	at St. Louis	Game #5	L	3-4
4/14/79	Geroge Ferguson	0:47	at Buffalo	Game #3	W	4-3
4/9/72	Pit Martin	0:12	vs. Chicago	Game #4	L	5-6
4/12/70	Michel Briere	8:28	at Oakland	Game #4	W	3-2

OVERALL OVERTIME RECORD: 17-14

HOME OVERTIME RECORD: 11-9

ROAD OVERTIME RECORD: 6-5

PITTSBURGH PENGUINS PLAYOFF SCORING

PLAYER	GP	G	A	PTS	PIMS	PLAYER	GP	G	A	PTS	PIMS
1. Mario Lemieux	107	76	96	172	87	46. Janne Laukkanen	29	4	6	10	24
2. Jaromir Jagr	140	65	82	147	121	47. Andrew Ference	18	3	7	10	16
3. Kevin Stevens	103	46	60	106	170	48. J.J. Daigneault	17	1	9	10	36
4. Ron Francis	97	32	68	100	67	49. PETR SYKORA	20	6	3	9	16
5. Larry Murphy	74	15	57	72	73	50. Dan Quinn	11	6	3	9	10
6. Martin Straka	65	19	27	46	30	51. Bob Kelly	15	6	3	9	23
7. Mark Recchi	29	10	28	38	33	52. Bryan Smolinski	18	5	4	9	10
8. Rick Tocchet	32	15	22	37	68	53. Aleksey Morozov	39	4	5	9	8
9. SIDNEY CROSBY	25	9	23	32	16	54. Kip Miller	13	2	7	9	19
10. Joe Mullen	62	16	15	31	20	55. Dave Roche	16	2	7	9	51
11. Alexei Kovalev	39	11	17	28	40	56. Colin Campbell	19	2	7	9	51
12. EVGENI MALKIN	25	10	16	26	32	57. Zarley Zalapski	11	1	8	9	13
13. Marian Hossa	20	12	14	26	12	58. Ryan Whitney	25	2	6	8	31
14. Paul Coffey	23	4	22	26	37	59. Gary Roberts	16	4	4	8	34
15. Phil Bourque	56	13	12	25	107	60. Michel Briere	10	5	3	8	17
16. Jan Hrdina	40	10	14	24	22	61. Mike Bullard	9	4	4	8	4
17. Petr Nedved	23	11	12	23	28	62. Syl Apps	19	4	4	8	23
18. Troy Loney	66	8	14	22	97	63. Kevin Hatcher	24	4	4	8	20
19. Rick Kehoe	37	4	17	21	2	64. German Titov	11	3	5	8	4
20. Rob Brown	41	9	10	19	34	65. Randy Cunneynworth	11	3	5	8	26
21. Robert Lang	45	7	12	19	6	66. Greg Malone	18	3	5	8	32
22. SERGEI GONCHAR	25	2	16	18	10	67. Glen Murray	18	2	6	8	10
23. Jean Pronovost	29	9	9	18	12	68. Peter Taglianetti	39	1	7	8	83
24. Shawn McEachern	48	6	11	17	24	69. Peter Lee	19	0	8	8	4
25. Ryan Malone	25	6	10	16	25	70. Chris Tamer	37	0	8	8	52
26. Ulf Samuelsson	66	4	12	16	123	71. PASCAL DUPUIS	20	2	5	7	18
27. Sergei Zubov	18	1	14	15	26	72. Ken Schinkel	13	6	1	7	4
28. George Ferguson	22	4	11	15	13	73. Vic Hadfield	10	5	2	7	11
29. Rod Schutt	22	8	6	14	26	74. Mark Johnson	10	4	3	7	6
30. Bryan Trottier	46	7	7	14	57	75. Stu Barnes	11	3	4	7	2
31. Randy Carlyle	22	6	8	14	41	76. Paul Gardner	10	2	5	7	10
32. Ron Schock	29	2	12	14	23	77. Dean Prentice	12	2	5	7	8
33. Bob Errey	49	9	4	13	51	78. Scott Young	17	1	6	7	2
34. Ron Stackhouse	32	5	8	13	38	79. Ian Moran	61	1	6	7	20
35. Jiri Slegř	29	3	10	13	33	80. Kjell Samuelsson	44	0	7	7	72
36. Tomas Sandstrom	36	7	5	12	50	81. Tom Barrasso	101	0	7	7	36
37. Paul Stanton	44	2	10	12	66	82. Gary McAdam	12	3	3	6	9
38. Luc Robitaille	12	7	4	11	26	83. Chuck Arnason	9	2	4	6	4
39. Gregg Sheppard	17	4	7	11	2	84. Jiri Hrdina	35	2	4	6	22
40. John Cullen	20	3	8	11	36	85. Mike Ramsey	13	0	6	6	4
41. Jock Callander	22	3	8	11	12	86. Jeff Daniels	12	3	2	5	0
42. Pierre Larouche	15	2	9	11	2	87. Orest Kindrachuk	7	4	1	5	7
43. JORDAN STAAL	25	9	1	10	16	88. Kevin Miller	18	3	2	5	8
44. MAXIME TALBOT	22	3	7	10	43	89. Tyler Wright	30	3	2	5	40
45. Lowell MacDonald	15	6	4	10	8	90. Ross Lonsberry	17	2	3	5	13

PITTSBURGH PENGUINS PLAYOFF SCORING

PLAYER	GP	G	A	PTS	PIMS	PLAYER	GP	G	A	PTS	PIMS
91. Norm Maciver	12	1	4	5	8	137. Rick MacLeish	5	1	1	2	0
92. Dave Tippett	12	1	4	5	14	138. Kevin McClelland	5	1	1	2	5
93. Jim Paek	27	1	4	5	8	139. Bob Stewart	5	1	1	2	2
94. Gord Roberts	43	1	4	5	95	140. Dave Michayluk	7	1	1	2	0
95. Tom Bladon	8	0	5	5	2	141. Pat Price	10	1	1	2	49
96. Jim Johnson	11	0	5	5	44	142. Brad Lauer	12	1	1	2	4
97. Josef Beranek	29	0	5	5	8	143. Grant Jennings	38	1	1	2	38
98. TYLER KENNEDY	20	0	4	4	13	144. Darryl Edestrand	4	0	2	2	0
99. Adam Hall	17	3	1	4	8	145. Greg Polis	4	0	2	2	0
100. Pat Boutette	5	3	1	4	8	146. Glen Sather	10	0	2	2	17
101. Dave Burrows	20	1	3	4	16	147. Bob Boughner	29	0	3	3	37
102. Joe Dziedzic	21	1	3	4	23	148. Gord Dineen	11	0	2	2	8
103. Mario Faubert	10	2	2	4	6	149. Val Fonteyne	14	0	2	2	2
104. Nick Harbaruk	14	3	1	4	20	150. Matthew Barnaby	24	0	2	2	64
105. Darius Kasparaitis	38	2	2	4	50	151. HAL GILL	20	0	1	1	12
106. Francois Leroux	33	1	3	4	34	152. John Slaney	2	1	0	1	2
107. Keith McCreary	11	0	4	4	6	153. Len Barrie	4	1	0	1	8
108. Wayne Primeau	18	1	3	4	2	154. Colby Armstrong	5	0	1	1	11
109. Fredrik Olausson	11	0	4	4	2	155. Greg Johnson	5	1	0	1	2
110. Duane Rupp	10	2	2	4	8	156. Peter Laframboise	9	1	0	1	0
111. Jarkko Ruutu	25	2	1	3	36	157. Pat Falloon	10	1	0	1	2
112. ROB SCUDERI	25	0	3	3	4	158. Greg Andrusak	12	1	0	1	6
113. Georges Laraque	17	1	2	3	4	159. Bobby Dollas	13	1	0	1	6
114. Bob Leiter	4	3	0	3	0	160. Dan Kesa	13	1	0	1	0
115. Jim Hamilton	6	3	0	3	0	161. Randy Gilhen	16	1	0	1	14
116. Eddie Olczyk	11	3	0	3	16	162. Pete Mahovlich	2	0	1	1	0
117. Andre St. Laurent	5	2	1	3	8	163. Don Awrey	3	0	1	1	0
118. Blair Chapman	10	2	1	3	9	164. Wayne Bianchin	3	0	1	1	6
119. Troy Murray	12	2	1	3	12	165. Jacques Cossette	3	0	1	1	4
120. Rene Corbet	24	2	1	3	21	166. Dave McLlwain	3	0	1	1	0
121. Brad Werenka	19	2	1	3	14	167. Ed Van Impe	3	0	1	1	2
122. Chris Joseph	25	2	1	3	20	168. Tim Horton	4	0	1	1	2
123. Wally Boyer	10	1	2	3	0	169. Al McDonough	4	0	1	1	0
124. Dunc McCallum	10	1	2	3	12	170. Eddie Shack	4	0	1	1	15
125. Bob Woytowich	10	1	2	3	2	171. Frank Pietrangelo	5	0	1	1	2
126. Jason Woolley	5	0	3	3	0	172. Gary Rissling	5	0	1	1	4
127. Greg Hotham	5	0	3	3	6	173. Greg Brown	6	0	1	1	4
128. Jim Morrison	8	0	3	3	10	174. Barry Wilkins	6	0	1	1	4
129. Russ Anderson	10	0	3	3	28	175. Marc Chorney	7	0	1	1	2
130. Bryan Hextall	14	0	3	3	43	176. Bob Paradise	7	0	1	1	17
131. KRIS LETANG	16	0	2	2	12	177. Bob McManama	8	0	1	1	6
132. BROOKS ORPIK	25	0	2	2	26	178. Dennis Owchar	8	0	1	1	6
133. Mike Needham	14	2	0	2	4	179. Dave Hannan	8	0	1	1	4
134. Michel Ouellet	5	0	2	2	6	180. Paul Baxter	10	0	1	1	42
135. Stan Gilbertson	3	1	1	2	2	181. Tracy Pratt	10	0	1	1	51
136. Nick Libbett	5	1	1	2	0	182. Alex Hicks	11	0	1	1	4

PITTSBURGH PENGUINS PLAYOFF SCORING

PLAYER	GP	G	A	PTS	PIMS
183. Marc Bergevin	12	0	1	1	2
184. Dmitri Mironov	15	0	1	1	10
185. Randy Hillier	17	0	1	1	73
186. Neil Wilkinson	20	0	1	1	18
187. Ken Wregget	26	0	1	1	9
188. Hans Jonsson	27	0	1	1	14
189. Jean-Sebastien Aubin	1	0	0	0	0
190. Drake Berehowsky	1	0	0	0	0
191. Larry DePalma	1	0	0	0	0
192. Steve Dykstra	1	0	0	0	2
193. Nils Ekman	1	0	0	0	0
194. Maxim Galanov	1	0	0	0	0
195. Steve Gatzos	1	0	0	0	0
196. Tuomas Gronman	1	0	0	0	0
197. Greg Hawgood	1	0	0	0	0
198. Victor Ignatjev	1	0	0	0	2
199. Andreas Johansson	1	0	0	0	0
200. Paul Marshall	1	0	0	0	0
201. Peter Skudra	1	0	0	0	0
202. Jocelyn Thibault	1	0	0	0	0
203. Wendell Young	1	0	0	0	0
204. Richard Zemlak	1	0	0	0	10
205. Mike Corrigan	2	0	0	0	0
206. Chris Dahlquist	2	0	0	0	0
207. Todd Hlushko	2	0	0	0	0
208. Michal Rozsival	2	0	0	0	4
209. Bob Simpson	2	0	0	0	0
210. Lex Hudson	2	0	0	0	0
211. Craig Muni	3	0	0	0	0
212. Larry Bignell	3	0	0	0	2
213. Brian Bonin	3	0	0	0	0
214. Randy Boyd	3	0	0	0	11
215. Kim Clackson	3	0	0	0	37
216. Corey Foster	3	0	0	0	4
217. Al Smith	3	0	0	0	0
218. Simon Nolet	3	0	0	0	0
219. Ronald Petrovicky	3	0	0	0	2
220. Michel Plasse	3	0	0	0	0
221. Stefan Bergvist	4	0	0	0	2
222. Steve Cardwell	4	0	0	0	2
223. Erik Christensen	4	0	0	0	6
224. Kim Davis	4	0	0	0	0
225. Pat Graham	4	0	0	0	2
226. Richard Park	4	0	0	0	2
227. Jim Rutherford	4	0	0	0	0
228. Mike Stapleton	4	0	0	0	0

PLAYER	GP	G	A	PTS	PIMS
229. Dale Tallon	4	0	0	0	4
230. Michel Dion	5	0	0	0	0
231. MARK EATON	5	0	0	0	2
232. Rusty Fitzgerald	5	0	0	0	4
233. M-A FLEURY	25	0	0	0	0
234. Pat Hughes	5	0	0	0	21
235. Dan LaCouture	5	0	0	0	2
236. Josef Melichar	5	0	0	0	2
237. Krzysztof Oliwa	5	0	0	0	16
238. Sean Pronger	5	0	0	0	4
239. Doug Brown	6	0	0	0	2
240. Les Binkley	7	0	0	0	0
241. Bob Blackburn	7	0	0	0	4
242. Martin Sonnenberg	7	0	0	0	0
243. Milan Kraft	8	0	0	0	2
244. Jim McKenzie	8	0	0	0	4
245. Alek Stojanov	9	0	0	0	19
246. Rod Buskas	10	0	0	0	23
247. Dennis Herron	10	0	0	0	5
248. Greg Millen	10	0	0	0	0
249. Peter Popovic	10	0	0	0	10
250. Mike Hudson	11	0	0	0	6
251. Ron Tugnutt	11	0	0	0	2
252. Lew Morrison	13	0	0	0	0
253. Jay Caulfield	14	0	0	0	30
254. Bryan Watson	14	0	0	0	38
255. Johan Hedberg	18	0	0	0	0
BENCH					34
TOTALS	233	715	1211	1926	4360

PITTSBURGH PENGUINS TEAM RECORDS

SERIES

MOST GOALS - BOTH TEAMS

2-Game Series	15	1975	Pgh 9 - StL 6
3-Game Series	23	1977	Tor 13 - Pgh 10
4-Game Series	30	1989	Pgh 19 - NYR 11
5-Game Series	41	1981	Pgh 21 - StL 20
6-Game Series	45	1991	Pgh 27 - Bos 18
7-Game Series	55	1989	Phi 31 - Pgh 24
	55	1995	Pgh 29 - Wsh 26

MOST GOALS - PITTSBURGH

2-Game Series	9	1975	vs. St. Louis
3-Game Series	10	1977	vs. Toronto
4-Game Series	19	1989	vs. NY Rangers
	19	1992	vs. Boston
5-Game Series	23	1993	vs. New Jersey
6-Game Series	28	1991	vs. Minnesota
7-Game Series	29	1995	vs. Washington

MOST GOALS - OPPONENTS

2-Game Series	6	1975	by St. Louis
3-Game Series	13	1977	by Toronto
4-Game Series	16	1979	by Boston
5-Game Series	22	1982	by NY Islanders
6-Game Series	20	1994	by Washington
7-Game Series	31	1989	by Philadelphia

FEWEST GOALS - BOTH TEAMS

2-Game Series	15	1975	Pgh 9 - StL 6
3-Game Series	11	1976	Tor 8 - Pgh 3
4-Game Series	19	1970	Pgh 13 - Oak 6
5-Game Series	24	2001	NJ 17 - Pgh 7
6-Game Series	24	2001	Pgh 14 - Wsh 10
7-Game Series	34	2001	Pgh 17 - Buf 17

FEWEST GOALS - PITTSBURGH

2-Game Series	9	1975	vs. St. Louis
3-Game Series	3	1976	vs. Toronto
4-Game Series	7	1979	vs. Boston
5-Game Series	7	2001	vs. New Jersey
6-Game Series	10	1970	vs. St. Louis
7-Game Series	15	1996	vs. Florida

FEWEST GOALS - OPPONENTS

2-Game Series	6	1975	St. Louis
3-Game Series	8	1976	Toronto
4-Game Series	5	2008	Ottawa
5-Game Series	8	2000	Washington
6-Game Series	10	2001	Washington
7-Game Series	17	2001	Buffalo

MOST POWER-PLAY GOALS

Pittsburgh	11	1992	vs. Washington
Opponents	9	1989	Philadelphia
Both Teams	19	1989	Pgh 10 - Phi 9

MOST POWER-PLAY CHANCES

Pittsburgh	42	1989	vs. Philadelphia
	42	1995	vs. Washington
Opponents	44	1995	Washington
Both Teams	86	1995	Wsh 44 - Pgh 42

MOST PENALTIES

Pittsburgh	85	1989	vs. Philadelphia
Opponents	95	1989	Philadelphia
Both Teams	180	1989	Phi 95 - Pgh 85

FEWEST PENALTIES

Pittsburgh	9	1975	vs. St. Louis
Opponents	15	1975	St. Louis
	15	2001	New Jersey
Both	24	1975	Stl 15 - Pgh 9

MOST PENALTY MINUTES

Pittsburgh	242	1989	vs. Philadelphia
Opponents	270	1989	Philadelphia
Both Teams	512	1989	Phi 270 - Pgh 242

FEWEST PENALTY MINUTES

Pittsburgh	18	1975	vs. St. Louis
Opponents	30	2001	by New Jersey
Both Teams	61	1976	Tor 36 - Pgh 25

PITTSBURGH PENGUINS TEAM RECORDS

GAME

LARGEST MARGIN OF VICTORY

Home	7	4/20/93, 7-0 vs. New Jersey
Road	8	5/25/91, 8-0 at Minnesota

LARGEST MARGIN OF DEFEAT

Home	5	4/13/80, 8-3 vs. Boston
	5	4/25/92, 7-2 vs. Washington
	5	5/19/01, 5-0 vs. New Jersey
Road	7	4/7/82, 8-1 at NY Islanders

MOST GOALS

Both Teams, Home	17	4/25/89, 10-7 win vs. PHI
Both Teams, Road	12	5/12/93, 7-5 loss at NYI
Pittsburgh, Home	10	4/25/89, 10-7 win vs. PHI
Pittsburgh, Road	8	5/25/91, 8-0 win vs. MIN
Opponent, Home	8	4/13/80, 8-3 loss vs. BOS
Opponent, Road	8	4/7/82, 8-1 loss at NYI

MOST POWER-PLAY GOALS

For	4	4/29/92 vs. Washington
Against	3	Seven Times, Last 4/18/01 vs. Washington
Both Teams	5	4/18/01, Pgh 2 - Wsh 3
	5	4/29/92, Pgh 4 - Wsh 1
	5	4/23/92, Pgh 3 - Wsh 2
	5	4/19/91, Pgh 2 - Wsh 3

MOST POWER-PLAY CHANCES

For	12	4/23/92 vs. Washington
Against	11	4/23/92 vs. Washington
Both Teams	23	Pgh 12 - Wsh 11

MOST SHORT-HANDED GOALS

For	2	4/23/97 vs. Philadelphia
Against	2	Five Times, Last 4/26/97 at Philadelphia

MOST SHOTS

Pittsburgh, Regulation	53	4/11/08 vs. Ottawa
Pittsburgh, Overtime	65	4/24/96 at Washington
Opponent, Regulation	61	5/4/96 at Florida
Opponent, Overtime	72	5/4/00 vs. Philadelphia

MOST SAVES

Pittsburgh, Regulation	56	5/24/96 at Florida
Pittsburgh, Overtime	70	5/4/00 vs. Philadelphia
Opponent, Regulation	49	4/26/70 by St. Louis
Opponent, Overtime	61	4/24/96 by Washington

FEWEST SHOTS

Pittsburgh	13	5/4/99 at New Jersey
Opponent	16	4/23/70 by St. Louis

FEWEST SAVES

Pittsburgh	14	4/23/70 vs. St. Louis
Opponent	9	5/4/95 at New Jersey

MOST PENALTIES

Both Teams, Home	48	4/6/89, Pgh 25 - NYR 23
Both Teams, Road	37	4/29/00, Pgh 15 - Phi 22
Pittsburgh	25	4/6/89 vs. NY Rangers
Opponent	23	4/6/89 by NY Rangers

FEWEST PENALTIES

Both Teams, Home	5	5/17/01 Pgh 3 - NJ 3
Both Teams, Road	3	5/1/92 Pgh 2 - Wsh 1
Pittsburgh	2	5/17/01 vs. New Jersey
	2	5/1/92 at Washington
	2	5/5/92 at NY Rangers
Opponents	1	5/22/01 by New Jersey
	1	5/4/99 by New Jersey
	1	5/1/92 by Washington

MOST PENALTY MINUTES

Both Teams, Home	125	4/25/89 Phi 79 - Pgh 46
Both Teams, Road	154	4/29/00 Phi 104 - Pgh 50
Pittsburgh	83	4/19/70 at St. Louis
Opponent	104	4/29/00 at Philadelphia

FEWEST PENALTY MINUTES

Both Teams, Home	10	5/17/01, Pgh 6 - NJ 4
Both Teams, Road	6	5/1/92, Pgh 4 Wsh 2
Pittsburgh	4	5/17/01 vs. New Jersey
	4	5/1/92 at Washington
	4	5/5/92 at NY Rangers
Opponent	2	5/22/01 by New Jersey
	2	5/4/99 at New Jersey

PITTSBURGH PENGUINS TEAM RECORDS

PERIOD

MOST GOALS

Both Teams, Home	7	4/6/89	Pgh 5 - NYR 2
	7	4/25/89	Pgh 6 - Phi 1
Both Teams, Road	8	5/8/93	Pgh 4 - NYI 4
Pittsburgh, Home	6	4/25/89	vs. Philadelphia
Pittsburgh, Road	4	4/9/81	at NY Rangers
	4	5/8/93	at St. Louis
Opponent, Home	5	4/13/80	Boston
Opponent, Road	4	4/8/82	NY Islanders
	4	5/8/93	NY Islanders

MOST SHOTS

Pittsburgh, Home	21	4/15/75	vs. NY Islanders
Pittsburgh, Road	20	5/7/96	at NY Rangers
Opponent, Home	28	4/21/97	vs. Philadelphia
Opponent, Road	23	5/24/96	at Florida

MOST SAVES

Pittsburgh	27	4/21/97	vs. Philadelphia
Opponent	21	4/15/75	by NY Islanders

FEWEST SAVES

Pittsburgh	1	4/21/01	vs. Washington
	1	4/19/94	vs. Washington
Opponent	2	5/8/01	by Buffalo
	2	5/19/92	by Boston

FEWEST SHOTS

Pittsburgh	1	5/19/92	vs. Boston
Opponent	1	4/21/01	by Washington
	1	4/19/94	by Washington

MOST PENALTIES

Both Teams, Home	24	4/6/89	vs. NY Rangers
Both Teams, Road	24	4/29/00	at Philadelphia
Pittsburgh	15	4/29/00	at Philadelphia
Opponent	22	4/29/00	at Philadelphia

MOST PENALTY MINUTES

Both Teams, Home	84	4/25/89	Phi 51 - Pgh 33
Both Teams, Road	128	4/29/00	Phi 92 - Pgh 36
Pittsburgh, Home	35	5/17/91	vs. Minnesota
Pittsburgh, Road	40	4/19/70	at St. Louis
Opponent, Home	51	4/25/89	vs. Philadelphia
Opponent, Road	92	4/29/00	at Philadelphia

FASTEST GOALS

BY ONE PENGUINS PLAYER

Two	0:11	4/17/96 vs. Washington	Petr Nedved
------------	------	------------------------	-------------

OVERALL BY PENGUINS

Two	0:07	4/13/80 vs. Boston	Ron Stackhouse and Rick Kehoe
Three	1:29	5/10/93 vs. NY Islanders	Mario Lemieux, Rick Tocchet and Larry Murphy
Four	4:52	4/5/89 vs. Philadelphia	Mario Lemieux (3) and Bob Errey

BY ONE OPPONENT PLAYER

Two	0:25	4/24/75 at NY Islanders	Ed Westfall and Garry Howatt (both ENG)
------------	------	-------------------------	---

AT START OF GAME

by Penguins	0:15	4/8/81 at St. Louis	Greg Malone
by Opponent	0:14	4/26/97 at Philadelphia	Eric Lindros

AT START OF PERIOD OTHER THAN FIRST

by Pittsburgh	0:12	4/14/08 at Ottawa	Sidney Crosby
by Opponent	0:06*	4/25/89 vs. Philadelphia	Pelle Eklund

*NHL record

PITTSBURGH PENGUINS TEAM LEADERS

SHUTOUTS

FOR PITTSBURGH				
GOALTENDER	DATE	OPPONENT	SCORE	SAVES
Michel Plasse	4/8/76	vs. Toronto	2-0	21
Frank Pietrangelo	4/15/91	vs. New Jersey	4-0	27
Tom Barrasso	4/25/91	at Minnesota	8-0	39
Tom Barrasso	5/30/92	at Chicago	1-0	27
Tom Barrasso	4/20/93	vs. New Jersey	7-0	36
Tom Barrasso	5/4/93	vs. NY Islanders	3-0	26
Ken Wregget	5/18/95	vs. Washington	3-0	33
Tom Barrasso	5/28/96	vs. Florida	3-0	28
Tom Barrasso	5/7/99	at Toronto	2-0	20
Ron Tugnutt	4/13/00	at Washington	7-0	32
Ron Tugnutt	4/27/00	at Philadelphia	2-0	28
Johan Hedberg	4/16/01	vs. Washington	3-0	34
Johan Hedberg	4/26/01	at Buffalo	3-0	25
Marc-Andre Fleury	4/9/08	vs. Ottawa	4-0	26
Marc-Andre Fleury	4/27/08	vs. NY Rangers	2-0	26
Marc-Andre Fleury	5/18/08	vs. Philadelphia	6-0	21

FOR OPPONENTS				
GOALTENDER	DATE	OPPONENT	SCORE	SAVES
Jacques Plante	4/28/70	at St. Louis	5-0	21
Gary Smith	4/8/72	vs. Chicago	2-0	31
Glenn Resch	4/26/75	vs. NY Islanders	1-0	30
Wayne Thomas	4/9/76	at Toronto	4-0	26
Don Beaupre	4/21/94	at Washington	2-0	27
Andy Moog	5/3/98	at Montreal	3-0	21
Olaf Kolzig	4/12/01	at Washington	1-0	16
Martin Brodeur	5/17/01	vs. New Jersey	3-0	20
Martin Brodeur	5/19/01	vs. New Jersey	5-0	21
Ray Emery	4/19/07	at Ottawa	3-0	20
Henrik Lundqvist	5/1/08	at NY Rangers	3-0	29
Chris Osgood	5/24/08	at Detroit	4-0	19
Chris Osgood	5/26/08	at Detroit	3-0	22

HAT-TRICKS

FOR PITTSBURGH			
PLAYER	DATE	OPPONENT	GOALTENDER(S)
Ken Schinkel	4/11/70	at Oakland	Gary Smith
Mario Lemieux#	4/25/89	vs. Philadelphia	Ron Hextall
Mario Lemieux	4/23/92	vs. Washington	Don Beaupre
Ron Francis	5/9/92	vs. NY Rangers	Mike Richter/John Vanbiesbrouck (2)
Kevin Stevens*	5/21/92	at Boston	Andy Moog
Mario Lemieux	5/11/96	vs. NY Rangers	Mike Richter
Jaromir Jagr	5/11/96	vs. NY Rangers	Mike Richter
Martin Straka	4/25/99	at New Jersey	Martin Brodeur

FOR OPPONENTS			
PLAYER	DATE	OPPONENT	GOALTENDER(S)
Dino Ciccarelli	4/25/92	vs. Washington	Tom Barrasso/Ken Wregget (2)
Dirk Graham	5/30/92	at Chicago	Tom Barrasso
Andy Delmore	5/7/00	at Philadelphia	Ron Tugnutt (2)/Peter Skudra

*Four goals #Five Goals, NHL record

PENALTY SHOTS

FOR PITTSBURGH				
PLAYER	DATE	OPPONENT	GOALTENDER	RESULT
Jaromir Jagr	5/11/92	vs. NY Rangers	John Vanbiesbrouck	GOAL
Shawn McEachern	5/13/92	vs. NY Rangers	John Vanbiesbrouck	No Goal
Aleksey Morozov	4/23/98	vs. Montreal	Andy Moog	No Goal
Martin Straka	5/2/01	vs. Buffalo	Dominik Hasek	No Goal
Evgeni Malkin	5/1/08	at NY Rangers	Henrik Lundqvist	No Goal

FOR OPPONENTS				
PLAYER	DATE	OPPONENT	GOALTENDER	RESULT
Michal Pivonka	5/10/95	at Washington	Tom Barrasso	No Goal
Joe Juneau	4/24/96	at Washington	Ken Wregget	No Goal

PITTSBURGH PENGUINS OPPONENT PLAYOFF LEADERS

SCORING LEADERS

PLAYER	TEAM(S)	GP	G	A	PTS	PIM
Peter Bondra	Washington	39	19	12	31	8
Michal Pivonka	Washington	31	8	18	26	60
Calle Johansson	Washington	35	8	18	26	14
Dale Hunter	Washington	27	7	17	24	87
Joe Juneau	Washington	18	5	17	22	14
Ray Bourque	Boston	14	4	14	18	29
Mike Ridley	Washington	18	3	15	18	4
Dimitri Khristich	Washington	25	6	10	16	25
Tim Kerr	Phil./NY Rangers	11	1	15	16	2
Brian Leetch	NY Rangers	15	4	12	16	6

GOALTENDING LEADERS

PLAYER	TEAM(S)	GP	MP	GA	SO	GAA	W-L
Glenn Resch	NY Islanders	4	240	4	1	1.00	4-0
Jacques Plante	St. Louis	3	180	4	1	1.33	2-1
Chris Osgood	Detroit	6	350	10	2	1.71	4-2
Brian Boucher	Philadelphia	6	463	14	0	1.80	4-2
Wayne Thomas	Toronto	5	300	9	1	1.80	3-2
Martin Brodeur	New Jersey	17	1042	33	2	1.90	11-6
Ray Emery	Ottawa	5	299	10	1	2.01	4-1
Curtis Joseph	Toronto	6	363	13	0	2.15	4-2
Gerry Cheevers	Boston	9	540	20	0	2.22	7-2
Dominik Hasek	Chicago/Buffalo	7	453	17	0	2.25	3-4
Olaf Kolzig	Washington	18	1044	42	1	2.41	6-11
Gary Smith	Oakland/Chicago	5	308	13	1	2.53	1-4
Henrik Lundqvist	NY Rangers	5	303	14	1	2.78	1-4
Martin Gerber	Ottawa	4	239	14	0	3.51	0-4
Martin Biron	Philadelphia	5	298	18	0	3.62	1-4

